



SLIMLINE/FRONTLINE ROUND

01.01.2023



SLIMLINE/FRONTLINE ROUND SHELVING

Create beautiful curved shelving for your library.

The Slimline/Frontline round shelving opens up for a whole new world of displaying and storing books. Create small reading or specialized zones by making almost complete circles, where library readers can hide away, or create open waves running through the library.

The round shelving is a further development of the popular Slimline/Frontline shelving system, a product concept that has evolved over the years. The shelving systems allows for a variety of standard as well as individual, customized solutions.

You will find all the standard products in this overview. The pictures show the Slimline/Frontline round shelving systems in many creative and sometimes customized configurations. For additional inspiration we invite you to visit our website where you can find project inspiration from our latest projects around the world. Our professional sales team is ready to help you with any questions you may have.



FSC	4
DESIGN OPTIONS	7
TECHNICAL SPECIFICATIONS	10
DIMENSIONS	14
CONFIGURATION OPTIONS	16

CONFIGURATIONS

SLIMLINE SHELVING SYSTEM - WITH ADJUSTABLE FEET	
18° configuration - freestanding section	21
26° configuration - freestanding section	24
Straight configuration - freestanding section.....	26
18° configuration - left starter section.....	28
18° configuration - right starter section	30
26° configuration - left starter section.....	32
26° configuration - right starter section	34
Straight configuration - starter section	36
18° configuration - intermediate section	38
26° configuration - intermediate section	40
Straight configuration - intermediate section.....	42
18° configuration - left end section	44
18° configuration - right end section.....	46
26° configuration - left end section	48
26° configuration - right end section.....	50
Straight configuration - end section.....	52
SLIMLINE SHELVING SYSTEM - WITH CASTORPLATE	
18° configuration - freestanding section	55
26° configuration - freestanding section	56
Straight configuration - freestanding section.....	57
FRONTLINE SHELVING SYSTEM - WITH ADJUSTABLE FEET	
18° configuration - freestanding section	59
26° configuration - freestanding section	62
Straight configuration - freestanding section.....	64
18° configuration - left starter section	66
18° configuration - right starter section	68
26° configuration - left starter section.....	70
26° configuration - right starter section	72
Straight configuration - starter section	74
18° configuration - intermediate section	76
26° configuration - intermediate section	78
Straight configuration - intermediate section.....	80
18° configuration - left end section	82
18° configuration - right end section.....	84
26° configuration - left end section	86
26° configuration - right end section.....	88
Straight configuration - end section	90
FRONTLINE SHELVING SYSTEM - WITH CASTORPLATE	
18° configuration - freestanding section	93
26° configuration - freestanding section	94
Straight configuration - freestanding section.....	95

COMPONENTS

Check list	97
Castor plate	98
End panels	100
Intermediate panels	102
Top plates	104
Shelves	108
Browsers	113
Back panels.....	114
Steel frame.....	117
Plinth	118
Stabilizing base.....	119



WOOD FROM SUSTAINABLE FORESTRY

We are committed to increasing the share of sustainable raw wooden material in our products and thereby support sustainable forestry – for a better world.

Governments and local authorities are specifying the supply of legal and responsibly sourced wood in their procurement policies.

We have invested in a Chain-of-Custody Multi-site certificate (FSC-C 144988), issued by FSC®, which documents, that we can offer wood from sustainable forestry. FSC (Forest Stewardship Council) is an international labelling scheme, that documents that FSC labelled products originate from sustainable forestry.

Working with certified suppliers, we can now offer our Frontline shelving system as fully FSC Mix certified (noted in this document with FSC).



WHAT IS SUSTAINABLE FORESTRY?

According to the FSC, forests, managed according to their principles and criteria, mean fair conditions for workers, respect for indigenous communities and local populations as well as strict environmental controls.

The FSC label guarantees that the trees that are harvested are replaced or allowed to regenerate naturally.

All the wood is tracked from the forest to the store. Every link between the forest and the consumer is certified to make it clearly identifiable which wood is from sustainable forestry and which is not.

Source: Forest Stewardship Council
<http://www.fsc-uk.org/en-uk>



Frontline Round shelving system
Wood from sustainable forestry



Frontline shelving system
Wood from sustainable forestry



DESIGN OPTIONS

STEEL COMPONENTS - PAINTED

A PRICE GROUP - BASIS PRICE (smooth finish)




A03
Traffic white
RAL 9016
Gloss 75-90




A02
Oyster white
RAL 1013
Gloss 40-50




A22
Moss green
RAL 6005
Gloss 71-85




A26
Fir green
RAL 6009
Gloss 71-85




A12
Steel blue
RAL 5011
Gloss 71-85




A13
Light grey
RAL 7035
Gloss 71-85




A15
Dusty grey
RAL 7037
Gloss 71-85




A16
Traffic grey
RAL 7043
Gloss 71-85




A17
Basalt grey
RAL 7012
Gloss 71-85



A18
Slate grey
RAL 7015
Gloss 71-85



A19
Anthracite grey
RAL 7016
Gloss 71-85




A25
Jet black
RAL 9005
Gloss 71-85


B PRICE GROUP - BASIS PRICE WITH 7% SURCHARGE (smooth finish)




A01
Pure white
RAL 9010
Gloss 71-85




A04
Traffic yellow
RAL 1023
Gloss 71-85




A05
Sun yellow
RAL 1037
Gloss 71-85




A06
Signal orange
RAL 2010
Gloss 71-85




A07
Pearl orange
RAL 2013
Gloss 65-85




A08
Flame red
RAL 3000
Gloss 71-85




A09
Ruby red
RAL 3003
Gloss 71-85




A21
Reseda green
RAL 6011
Gloss 71-85




A10
Pigeon blue
RAL 5014
Gloss 71-85



A11
Ocean blue
RAL 5020
Gloss 71-85



A14
White aluminium
RAL 9006
Gloss 50-70




A31
Grey aluminium
RAL 9007
Gloss 50-70


B PRICE GROUP - BASIS PRICE WITH 7% SURCHARGE (textured finish)




A27
Pure white
RAL 9010




A29
Concertina grey



A28
Grey aluminium
RAL 9007



A23
Anthracite grey
RAL 7016



A24
Graphite black
RAL 9011


Note:

- Other RAL/NCS colours have a starter fee of GBp 215 / EUR 250 and a surcharge of 15%. A higher surcharge for colours with "metallic" look or different surface textures must be expected.
- See specific colour for steel gloss specification. Special requests outside specified gloss range are not covered by the above surcharges.
- Chrome, electro galvanised and aluminium parts are not available in other colours.
- Products such as e.g. wheels and accurides cannot be produced in other colours than described in the price list.

DESIGN OPTIONS

WOODEN COMPONENTS - PAINTED


A PRICE GROUP - BASIS PRICE



A01
Pure white
RAL 9010
Gloss 20-30



A02
Oyster white
RAL 1013
Gloss 20-30



A03
Traffic white
RAL 9016
Gloss 20-30



A04
Traffic yellow
RAL 1023
Gloss 20-30



A05
Sun yellow
RAL 1037
Gloss 20-30



A06
Signal orange
RAL 2010
Gloss 20-30



A07
Pearl orange
RAL 2013
Gloss 20-30



A08
Flame red
RAL 3000
Gloss 20-30



A09
Ruby red
RAL 3003
Gloss 20-30



A21
Reseda green
RAL 6011
Gloss 20-30



A22
Moss green
RAL 6005
Gloss 20-30



A26
Fir green
RAL 6009
Gloss 20-30



A10
Pigeon blue
RAL 5014
Gloss 20-30



A11
Ocean blue
RAL 5020
Gloss 20-30



A12
Steel blue
RAL 5011
Gloss 20-30



A13
Light grey
RAL 7035
Gloss 20-30



A14
White aluminium
RAL 9006
Gloss 20-30



A31
Grey aluminium
RAL 9007
Gloss 20-30



A15
Dusty grey
RAL 7037
Gloss 20-30



A16
Traffic grey
RAL 7043
Gloss 20-30



A17
Basalt grey
RAL 7012
Gloss 20-30




A18
Slate grey
RAL 7015
Gloss 20-30



A19
Anthracite grey
RAL 7016
Gloss 20-30



A25
Jet black
RAL 9005
Gloss 20-30



Any RAL/NCS colour
Gloss 20-30

Note:

- The above selection of colours match our steel colours. Note that you can order any RAL/NCS colour without surcharge.
- A surcharge for colours with "metallic" look or different surface textures must be expected, please contact Customer Service.

DESIGN OPTIONS

WOODEN COMPONENTS - VENEER

A PRICE GROUP - BASIS PRICE



69
Birch



55
Light steamed
beech



66
Oak



67
Maple

D PRICE GROUP - BASIS PRICE WITH 20% SURCHARGE



68
Ash

Note:

- The wooden veneers can also be stained for a surcharge, please contact Customer Service. Samples will be forwarded for approval.

TECHNICAL SPECIFICATIONS

GENERAL SPECIFICATIONS

DIMENSIONS

Dimensions of complete shelves in available bays and heights can be found on page 14-15.

MAXIMUM LOAD

Round/straight wooden top plate without backedge - particleboard - max. load of 25 kg

Round/straight wooden shelf without backedge - inner - MDF - max. load of 60 kg.

Round/straight wooden shelf without backedge - outer - block board - max. load of 80 kg.

Round steel shelf with backedge and shelf strengthener - max. load of 80 kg.

Straight steel shelf with backedge - max. load of 80 kg.

Round/straight wooden browser - inner - MDF - max. load of 60 kg.

Round/straight wooden browser - outer - block board - max. load of 80 kg.

BAYS WITH ADJUSTABLE FEET

Bays with adjustable feet are built as starter, middle and end sections. For maximum number of bays that can be constructed in a continuous shelving system, see page 16. You can combine 18°, 26° and straight bays to create the desired complete shelving. The adjustable feet can be adjusted even when the bays are loaded.

BAYS WITH CASTORS

Bays with castors are built in sections of 1, 2 or 3 bays, as we recommend only having castors on double-sided shelving units with a max. height of 1520 mm and a maximum of 3 adjoining bays. Max. load of 160 kg per castor. You can combine sections of freestanding 18°, 26° and straight bays on castors to create the desired complete shelving.

ASSEMBLY

All wooden shelvings come knocked-down.

TECHNICAL SPECIFICATIONS

STEEL COMPONENTS

STEEL COMPONENTS

are powder coated with standard polyester based powders that secures high UV resistance. Powders comply with EN 45545 (fire protection - similar to DIN 4201). Thickness of the coating is 60-80 µm.

The powder used includes:

- no azo dyes that can release a leaving carcinogenic amine component
- no triglycidylisocyanurate (TGIC)
- no heavy steel-containing pigments such as lead and cadmium
- no volatiles

Antibacterial equipping of surfaces upon request.

STEEL BRACKETS

are made of 1.4 mm sheet steel.

STEEL SHELVES

are made of 0.9 mm sheet steel. The flat steel shelves have a 25 mm high front edge.

STEEL FRAMES

are made of 30 x 20 x 1.5 mm steel tubes. The metal frame is easy to assemble between the end panels.

TECHNICAL SPECIFICATIONS

WOODEN COMPONENTS

DENSITY

Particle board has a density of 600-700 kg/m³

Block board has a density of 602 kg/m³ (+/- 2 %)

MDF has a density of 700 kg/m³ (+/- 5-7 %).

VENEERED WOODEN COMPONENTS

are mainly lacquered with UV-lacquer. See Design Options for veneer specifications.

VENEERED END PANELS

are made of 22 mm MDF or particle board and are veneered with 0.6 mm veneer. All edges have a 2 mm veneer edges. The end panels have holes in the bottom for adjustable feet.

VENEERED BACK PANELS

are made of 3 mm MDF and are veneered with 0.6 mm veneer.

SIDE PIECES FOR VENEERED BACK PANELS

are made of 16 mm blockboard and are veneered with 0.6 mm veneer and have a 2 mm veneer edge.

VENEERED STRAIGHT TOP PLATE

are made of 22 mm MDF or particleboard and are veneered with 0.6 mm veneer. The front and back edges have a 2 mm veneer edge.

VENEERED ROUND TOP PLATE

are made of 22 mm MDF or particleboard and are veneered with 0.6 mm veneer. The front and back edges have a 2 mm veneer edge.

VENEERED STRAIGHT SHELVES

are made of 22 mm block board and are veneered with 0.6 mm veneer. The front and back edges have a 2 mm veneer edge.

VENEERED ROUND INNER SHELVES

are made of 22 mm MDF and are veneered with 0.6 mm veneer. The front and back edges have a 1 mm veneer edge.

VENEERED ROUND OUTER SHELVES

are made of 22 mm block board and are veneered with 0.6 mm veneer. The front and back edges have a 1 mm veneer edge.

PAINTED WOODEN COMPONENTS

are painted with acid lacquer. Standard components have gloss 20 - 30. See Design Options for colour specifications.

PAINTED END PANELS

are made of 22 mm MDF or particle board. The end panels have a 2 mm paintable edge on the bottom edge to strengthen the end panel and have two holes in the bottom for adjustable feet.

PAINTED BACK PANELS

are made of 3 mm MDF.

PAINTED SIDE PIECES FOR PAINTED BACK PANELS

are made of 16 mm blockboard with a paintable ABS border.

PAINTED STRAIGHT TOP PLATES

are made of 22 mm MDF or particleboard.

TECHNICAL SPECIFICATIONS

WOODEN COMPONENTS

PAINTED ROUND TOP PLATES

are made of 22 mm MDF or particleboard.

PAINTED STRAIGHT SHELVES

are made of 22 mm blockboard with 3 mm MDF.

PAINTED ROUND INNER SHELVES

are made of 22 mm MDF.

PAINTED ROUND OUTER SHELVES

are made 22 mm blockboard with 3 mm MDF.

DIMENSIONS

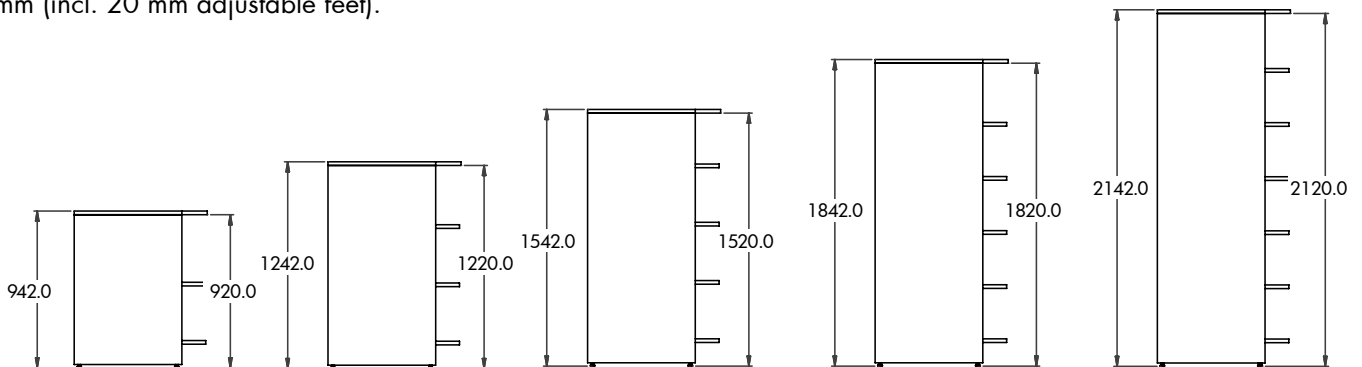
Slimline/Frontline wooden round shelving is a double-sided shelving, that can either be constructed as a round shelving with only curved bays or in combination with straight bays. The round shelving is available in two types - 18 or 26 degrees.

Choose whether the shelving is with adjustable feet or castor plates. Note that the height of the shelving is the same when equipped with either castors or feet. The depth of the shelves is 300 mm and the shelves are adjustable in 25 mm increments. The top plate for the round and straight shelving shown is made to cover one, two or three bays.

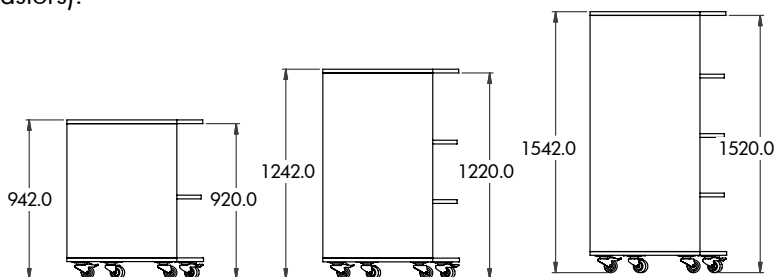
Slimline and Frontline configurations are delivered as standard in light steamed beech veneer, no. 55 or birch veneer no. 69. They can also be delivered in painted MDF in any NCS or RAL colour upon request (see Design Options page 8-9).

HEIGHTS

Slimline/Frontline round shelving with adjustable feet is available in 5 heights; 920, 1220, 1520, 1820 and 2120 mm (incl. 20 mm adjustable feet).



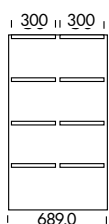
Slimline/Frontline round shelving with castors is available in 3 heights; 920, 1220 and 1520 mm (incl. 108 mm castors).



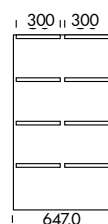
DEPTHS

The end panels come in depth 689 mm (Slimline) and depth 647 mm (Frontline) for 2 x 300 mm deep shelves.

Slimline

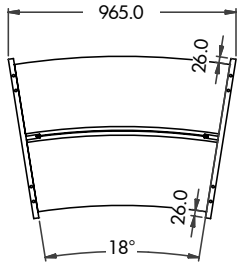


Frontline

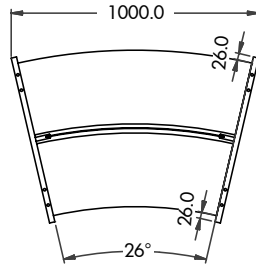


DIMENSIONS

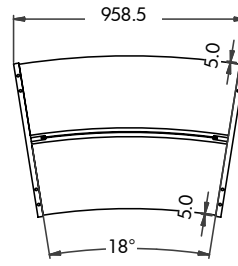
Slimline 18°



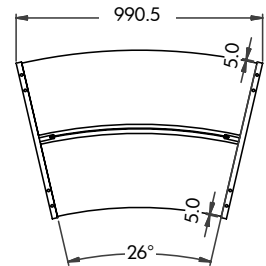
Slimline 26°



Frontline 18°



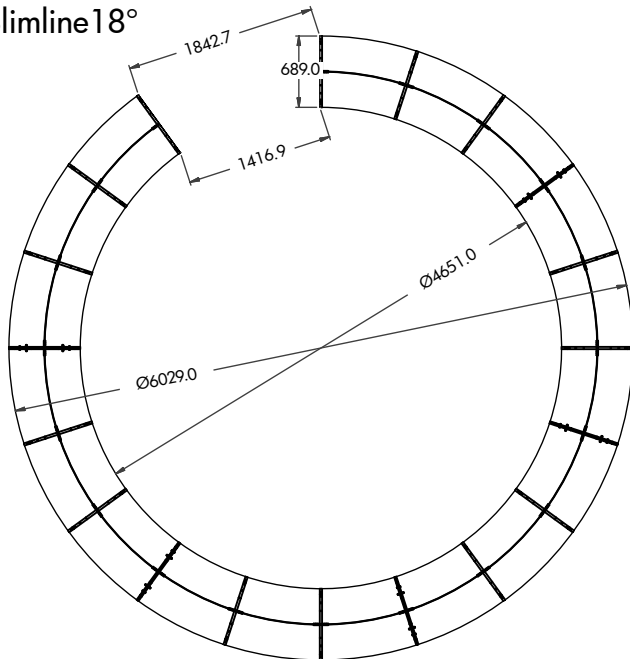
Frontline 26°



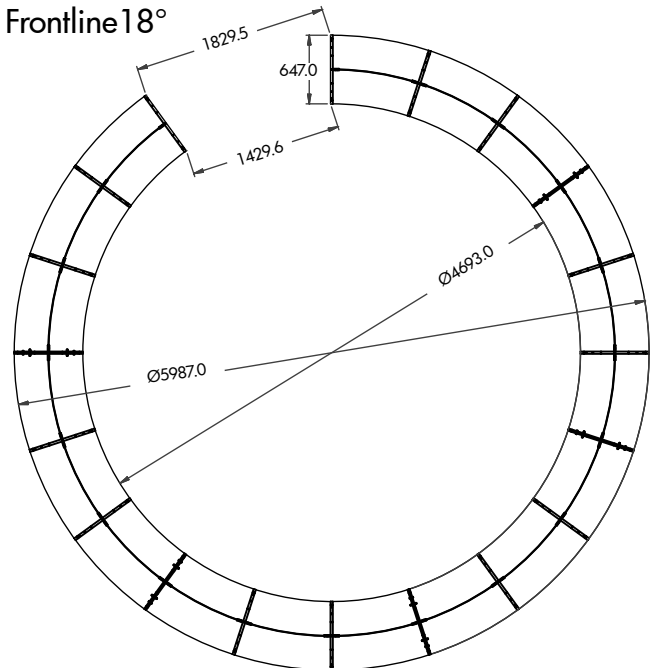
The distance between the front edge of the end panel and the front edge of the shelf is 26 mm.

The distance between the front edge of the end panel and the front edge of the shelf is 5 mm.

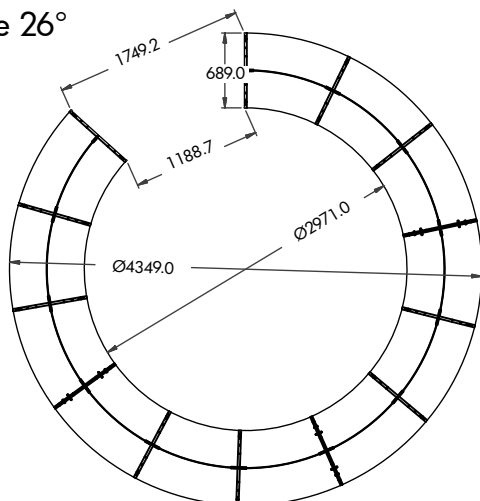
Slimline 18°



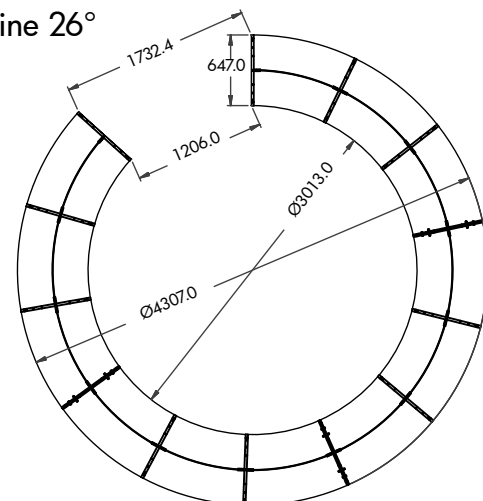
Frontline 18°



Slimline 26°



Frontline 26°



CONFIGURATIONS

COMBINING ROUND/STRAIGHT SHELVING

It is possible to combine round and straight shelving to create unique shelving - all depending on space available on location, shelving space required and design. If you wish to use this combination, you must use the straight shelving shown here, as they are constructed to fit the design of the round shelving. We do not recommend combining the Slimline/Frontline round shelving with the standard Slimline/Frontline shelving, as the top plates are mounted differently.

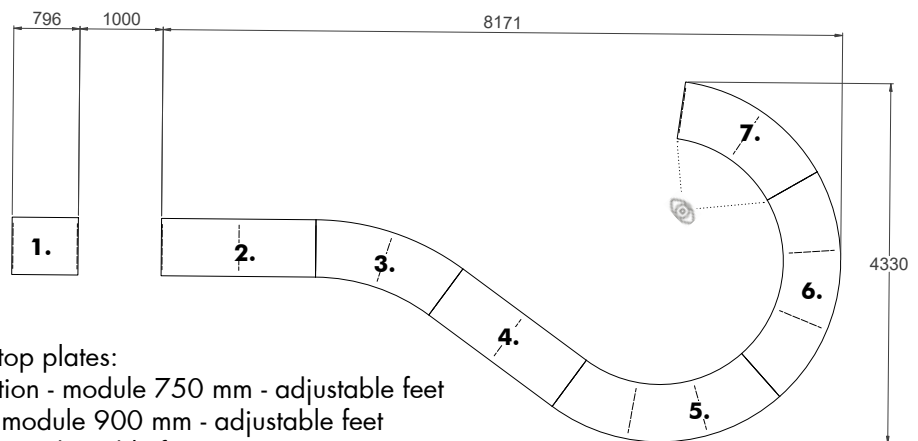
BAYS ON CASTORS

Note that bays on castors are constructed in a maximum of 3 bays.

BAYS ON ADJUSTABLE FEET

There are restrictions to be considered when constructing round shelving, due to the angle of the complete number of bays. The overview shows the maximum number of bays that can be constructed in a continuous shelving system, before you must change the angle/direction of the shelving.

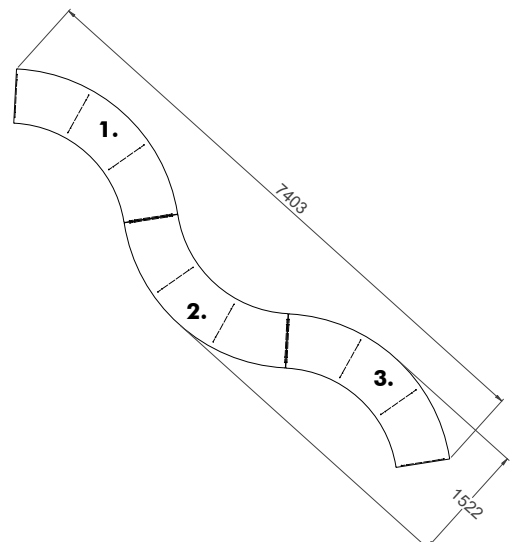
	Number of adjoining bays possible in freestanding section	Number of adjoining bays possible in left/right starter section	Number of adjoining bays possible in intermediate section	Number of adjoining bays possible in left/right end section
18°	Up to 18 bays	Total of 13 bays	10 bays	Total of 13 bays
26°	Up to 12 bays	Total of 9 bays	7 bays	Total of 9 bays
Straight	Up to 9 bays	Total of 9 bays	9 bays	Total of 9 bays



CONFIGURATION NO. 1

Consists of 15 bays in total with 7 top plates:

1. 1 bay - straight freestanding section - module 750 mm - adjustable feet
2. 2 bays - straight starter section - module 900 mm - adjustable feet
3. 2 bays - 18° intermediate section - adjustable feet
4. 2 bays - straight intermediate section- module 900 mm - adjustable feet
5. 3 bays - 26° intermediate section - adjustable feet
6. 3 bays - 26° intermediate section - adjustable feet
7. 2 bays - 26° left end section - adjustable feet

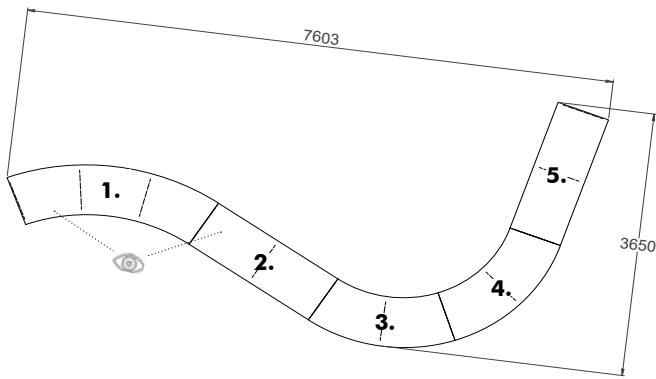


CONFIGURATION NO. 2

Consists of 9 bays in total with 3 top plates:

1. 3 bays - 26° freestanding section - castors
2. 3 bays - 26° freestanding section - castors
3. 3 bays - 26° freestanding section - castors

CONFIGURATIONS



CONFIGURATION NO. 3

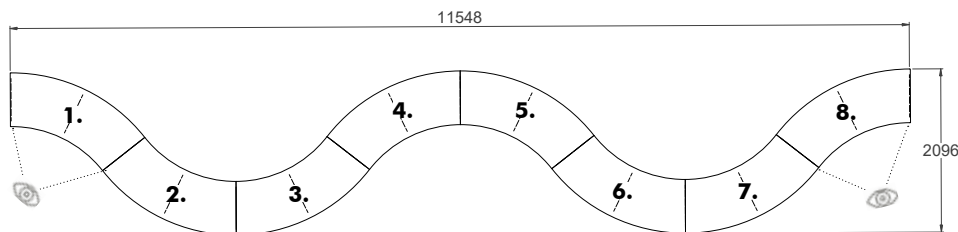
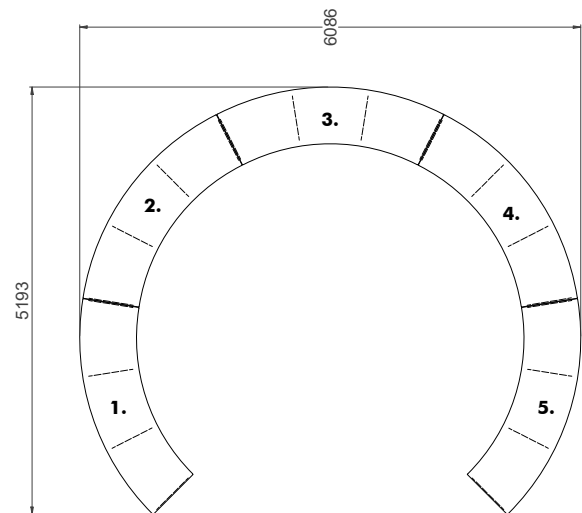
Consists of 11 bays in total with 5 top plates:

1. 3 bays - 18° left starter section - adjustable feet
2. 2 bays - straight intermediate section - module 900 mm - adjustable feet
3. 2 bays - 26° intermediate section - adjustable feet
4. 2 bays - 26° intermediate section - adjustable feet
5. 2 bays - straight end section- module 900 mm - adjustable feet

CONFIGURATION NO. 4

Consists of 15 bays in total with 5 top plates:

1. 3 bays - 18° freestanding section - castors
2. 3 bays - 18° freestanding section - castors
3. 3 bays - 18° freestanding section - castors
4. 3 bays - 18° freestanding section - castors
5. 3 bays - 18° freestanding section - castors



CONFIGURATION NO. 5

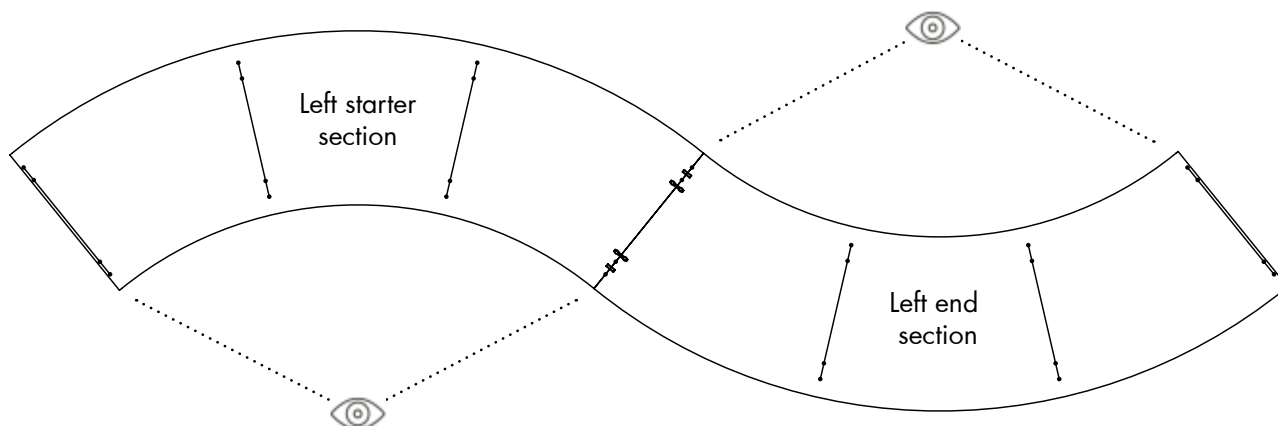
Consists of 16 bays in total with 8 top plates:

1. 2 bays - 26° left starter section - adjustable feet
2. 2 bays - 26° intermediate section - adjustable feet
3. 2 bays - 26° intermediate section - adjustable feet
4. 2 bays - 26° intermediate section - adjustable feet
5. 2 bays - 26° intermediate section - adjustable feet
6. 2 bays - 26° intermediate section - adjustable feet
7. 2 bays - 26° intermediate section - adjustable feet
8. 2 bays - 26° right end section - adjustable feet

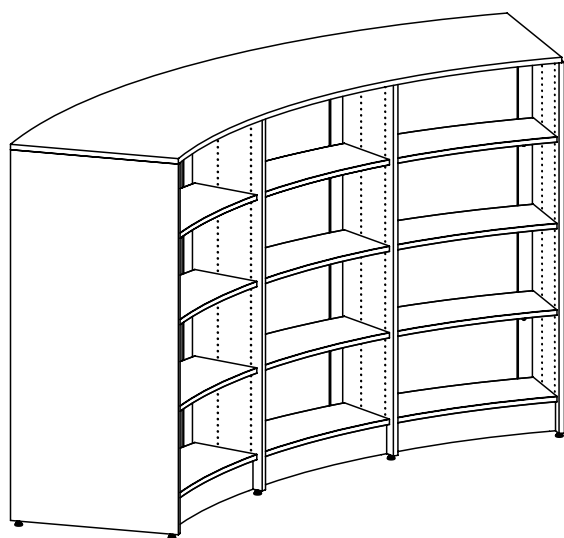
CONFIGURATIONS

DIFFERENCE BETWEEN LEFT AND RIGHT STARTER/END SECTIONS

When constructing a round Slimline/Frontline shelving system, you must look at the shelving from the inside of the curve to determine which section is needed in the complete shelving system. This means that you will have to change position to find the correct sections to design your final shelving system.

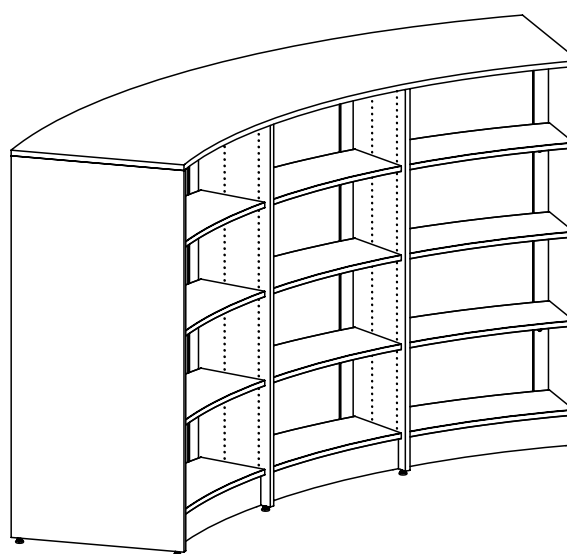


LEFT STARTER SECTION



The left starter section starts with a left end panel and ends with an intermediate panel.

LEFT END SECTION

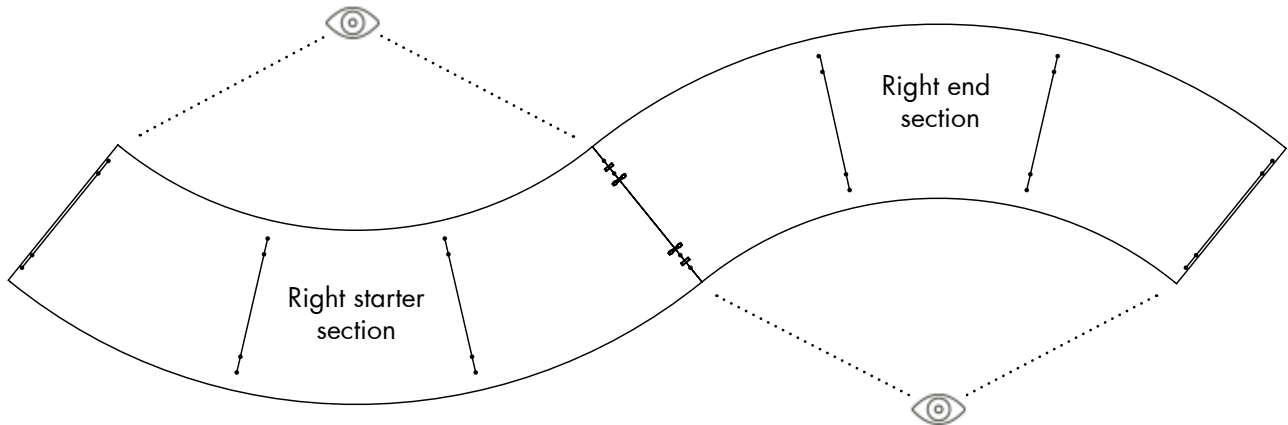


The left end section starts with no intermediate panel and ends with a left end panel.

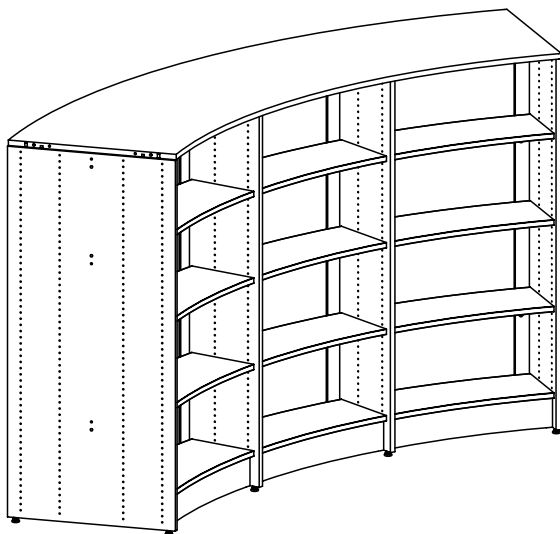
CONFIGURATIONS

DIFFERENCE BETWEEN LEFT AND RIGHT STARTER/END SECTIONS

When constructing a round Slimline/Frontline shelving system, you must look at the shelving from the inside of the curve to determine which section is needed in the complete shelving system. This means that you will have to change position to find the correct sections to design your final shelving system.

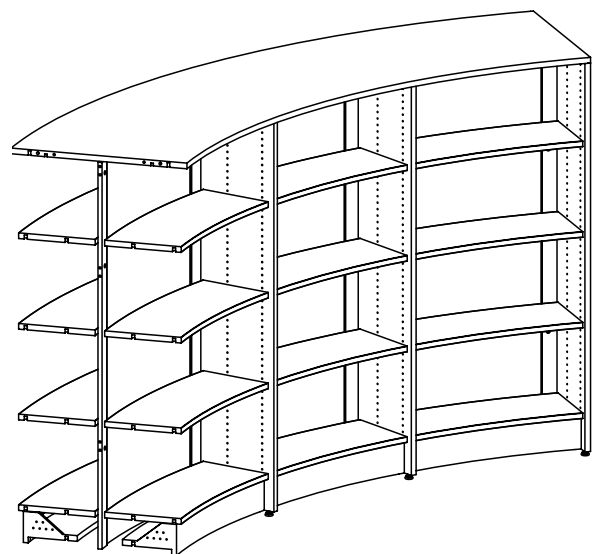


RIGHT STARTER SECTION



The right starter section starts with a right end panel and ends with an intermediate panel.

RIGHT END SECTION



The right end section starts with no intermediate panel and ends with a right end panel.



Calgary Public Library, Canada



Calgary Public Library, Canada

SLIMLINE ROUND SHELVING SYSTEM

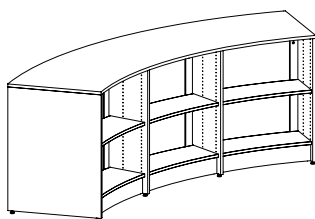
FREESTANDING SECTION - ADJUSTABLE FEET - 18°

Complete shelving system with 2 wooden end panels, intermediate panels, wooden back panels, wooden shelves without backedge, wooden top plates, wooden plinths and fittings. Number of shelves are calculated for optimal shelf spacing for fiction.

Height 920 mm (2 inner and 2 outer shelves in each bay + overlaying top plate)

D300 mm.

Drawing below shows 3 bays.

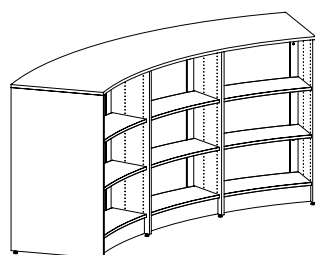


No. of bays	Item no. Veneer
1	BB7826078501660121ZZZZZZZZ1
2	BB7826078502660121ZZZZZZZZ1
3	BB7826078503660121ZZZZZZZZ1
4	BB7826078504660121ZZZZZZZZ1
5	BB7826078505660121ZZZZZZZZ1
6	BB7826078506660121ZZZZZZZZ1
7	BB7826078507660121ZZZZZZZZ1
8	BB7826078508660121ZZZZZZZZ1
9	BB7826078509660121ZZZZZZZZ1
10	BB7826078510660121ZZZZZZZZ1
11	BB7826078511660121ZZZZZZZZ1
12	BB7826078512660121ZZZZZZZZ1
13	BB7826078513660121ZZZZZZZZ1
14	BB7826078514660121ZZZZZZZZ1
15	BB7826078515660121ZZZZZZZZ1
16	BB7826078516660121ZZZZZZZZ1
17	BB7826078517660121ZZZZZZZZ1
18	BB7826078518660121ZZZZZZZZ1

Height 1220 mm (3 inner and 3 outer shelves in each bay + overlaying top plate)

D300 mm.

Drawing below shows 3 bays.



No. of bays	Item no. Veneer
1	BB7826028501660131ZZZZZZZZ1
2	BB7826028502660131ZZZZZZZZ1
3	BB7826028503660131ZZZZZZZZ1
4	BB7826028504660131ZZZZZZZZ1
5	BB7826028505660131ZZZZZZZZ1
6	BB7826028506660131ZZZZZZZZ1
7	BB7826028507660131ZZZZZZZZ1
8	BB7826028508660131ZZZZZZZZ1
9	BB7826028509660131ZZZZZZZZ1
10	BB7826028510660131ZZZZZZZZ1
11	BB7826028511660131ZZZZZZZZ1
12	BB7826028512660131ZZZZZZZZ1
13	BB7826028513660131ZZZZZZZZ1
14	BB7826028514660131ZZZZZZZZ1
15	BB7826028515660131ZZZZZZZZ1
16	BB7826028516660131ZZZZZZZZ1
17	BB7826028517660131ZZZZZZZZ1
18	BB7826028518660131ZZZZZZZZ1

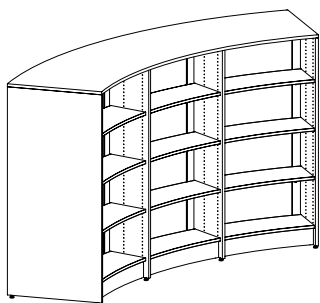
SLIMLINE ROUND SHELVING SYSTEM

FREESTANDING SECTION - ADJUSTABLE FEET - 18°

Complete shelving system with 2 wooden end panels, intermediate panels, wooden back panels, wooden shelves without backedge, wooden top plates, wooden plinths and fittings. Number of shelves are calculated for optimal shelf spacing for fiction.

Height 1520 mm (4 inner and 4 outer shelves in each bay + overlaying top plate/shelves)

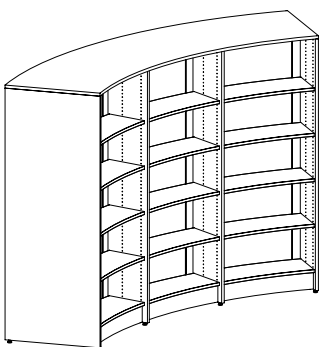
D300 mm.
Drawing below shows 3 bays.



No. of bays	Item no. Veneer
1	BB7826058501660141ZZZZZZZZZ1
2	BB7826058502660141ZZZZZZZZZ1
3	BB7826058503660141ZZZZZZZZZ1
4	BB7826058504660141ZZZZZZZZZ1
5	BB7826058505660141ZZZZZZZZZ1
6	BB7826058506660141ZZZZZZZZZ1
7	BB7826058507660141ZZZZZZZZZ1
8	BB7826058508660141ZZZZZZZZZ1
9	BB7826058509660141ZZZZZZZZZ1
10	BB7826058510660141ZZZZZZZZZ1
11	BB7826058511660141ZZZZZZZZZ1
12	BB7826058512660141ZZZZZZZZZ1
13	BB7826058513660141ZZZZZZZZZ1
14	BB7826058514660141ZZZZZZZZZ1
15	BB7826058515660141ZZZZZZZZZ1
16	BB7826058516660141ZZZZZZZZZ1
17	BB7826058517660141ZZZZZZZZZ1
18	BB7826058518660141ZZZZZZZZZ1

Height 1820 mm (5 inner and 5 outer shelves in each bay + overlaying top plate/shelves)

D300 mm.
Drawing below shows 3 bays.



No. of bays	Item no. Veneer
1	BB7826088501660151ZZZZZZZZZ1
2	BB7826088502660151ZZZZZZZZZ1
3	BB7826088503660151ZZZZZZZZZ1
4	BB7826088504660151ZZZZZZZZZ1
5	BB7826088505660151ZZZZZZZZZ1
6	BB7826088506660151ZZZZZZZZZ1
7	BB7826088507660151ZZZZZZZZZ1
8	BB7826088508660151ZZZZZZZZZ1
9	BB7826088509660151ZZZZZZZZZ1
10	BB7826088510660151ZZZZZZZZZ1
11	BB7826088511660151ZZZZZZZZZ1
12	BB7826088512660151ZZZZZZZZZ1
13	BB7826088513660151ZZZZZZZZZ1
14	BB7826088514660151ZZZZZZZZZ1
15	BB7826088515660151ZZZZZZZZZ1
16	BB7826088516660151ZZZZZZZZZ1
17	BB7826088517660151ZZZZZZZZZ1
18	BB7826088518660151ZZZZZZZZZ1

SLIMLINE ROUND SHELVING SYSTEM

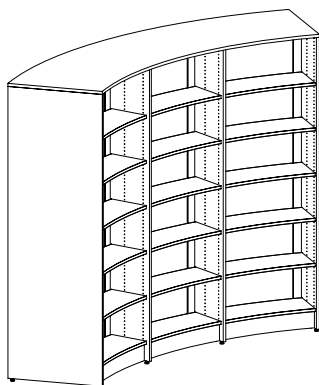
FREESTANDING SECTION - ADJUSTABLE FEET - 18°

Complete shelving system with 2 wooden end panels, intermediate panels, wooden back panels, wooden shelves without backedge, wooden top plates, wooden plinths and fittings. Number of shelves are calculated for optimal shelf spacing for fiction.

Height 2120 mm (6 inner and 6 outer shelves in each bay + overlaying top plate/shelves)

D300 mm.

Drawing below shows 3 bays.



No. of bays	Item no. Veneer
1	BB7826018501660161ZZZZZZZZ1
2	BB7826018502660161ZZZZZZZZ1
3	BB7826018503660161ZZZZZZZZ1
4	BB7826018504660161ZZZZZZZZ1
5	BB7826018505660161ZZZZZZZZ1
6	BB7826018506660161ZZZZZZZZ1
7	BB7826018507660161ZZZZZZZZ1
8	BB7826018508660161ZZZZZZZZ1
9	BB7826018509660161ZZZZZZZZ1
10	BB7826018510660161ZZZZZZZZ1
11	BB7826018511660161ZZZZZZZZ1
12	BB7826018512660161ZZZZZZZZ1
13	BB7826018513660161ZZZZZZZZ1
14	BB7826018514660161ZZZZZZZZ1
15	BB7826018515660161ZZZZZZZZ1
16	BB7826018516660161ZZZZZZZZ1
17	BB7826018517660161ZZZZZZZZ1
18	BB7826018518660161ZZZZZZZZ1

SLIMLINE ROUND SHELVING SYSTEM

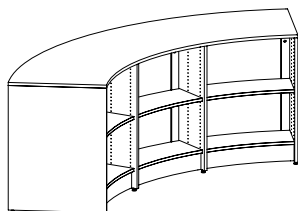
FREESTANDING SECTION - ADJUSTABLE FEET - 26°

Complete shelving system with 2 wooden end panels, intermediate panels, wooden back panels, wooden shelves without backedge, wooden top plates, wooden plinths and fittings. Number of shelves are calculated for optimal shelf spacing for fiction.

Height 920 mm (2 inner and 2 outer shelves in each bay + overlaying top plate/shelves)

D300 mm.

Drawing below shows 3 bays.

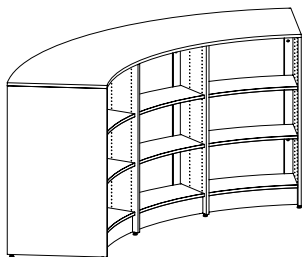


No. of bays	Item no. Veneer
1	BB7826076501660121ZZZZZZZZ1
2	BB7826076502660121ZZZZZZZZ1
3	BB7826076503660121ZZZZZZZZ1
4	BB7826076504660121ZZZZZZZZ1
5	BB7826076505660121ZZZZZZZZ1
6	BB7826076506660121ZZZZZZZZ1
7	BB7826076507660121ZZZZZZZZ1
8	BB7826076508660121ZZZZZZZZ1
9	BB7826076509660121ZZZZZZZZ1
10	BB7826076510660121ZZZZZZZZ1
11	BB7826076511660121ZZZZZZZZ1
12	BB7826076512660121ZZZZZZZZ1

Height 1220 mm (3 inner and 3 outer shelves in each bay + overlaying top plate)

D300 mm.

Drawing below shows 3 bays.

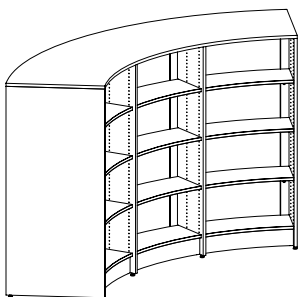


No. of bays	Item no. Veneer
1	BB7826026501660131ZZZZZZZZ1
2	BB7826026502660131ZZZZZZZZ1
3	BB7826026503660131ZZZZZZZZ1
4	BB7826026504660131ZZZZZZZZ1
5	BB7826026505660131ZZZZZZZZ1
6	BB7826026506660131ZZZZZZZZ1
7	BB7826026507660131ZZZZZZZZ1
8	BB7826026508660131ZZZZZZZZ1
9	BB7826026509660131ZZZZZZZZ1
10	BB7826026510660131ZZZZZZZZ1
11	BB7826026511660131ZZZZZZZZ1
12	BB7826026512660131ZZZZZZZZ1

Height 1520 mm (4 inner and 4 outer shelves in each bay + overlaying top plate/shelves)

D300 mm.

Drawing below shows 3 bays.



No. of bays	Item no. Veneer
1	BB7826056501660141ZZZZZZZZ1
2	BB7826056502660141ZZZZZZZZ1
3	BB7826056503660141ZZZZZZZZ1
4	BB7826056504660141ZZZZZZZZ1
5	BB7826056505660141ZZZZZZZZ1
6	BB7826056506660141ZZZZZZZZ1
7	BB7826056507660141ZZZZZZZZ1
8	BB7826056508660141ZZZZZZZZ1
9	BB7826056509660141ZZZZZZZZ1
10	BB7826056510660141ZZZZZZZZ1
11	BB7826056511660141ZZZZZZZZ1
12	BB7826056512660141ZZZZZZZZ1

SLIMLINE ROUND SHELVING SYSTEM

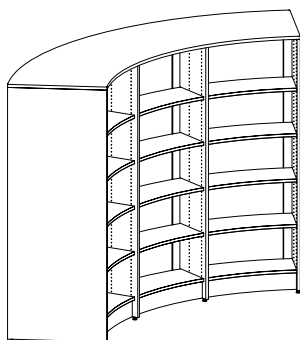
FREESTANDING SECTION - ADJUSTABLE FEET - 26°

Complete shelving system with 2 wooden end panels, intermediate panels, wooden back panels, wooden shelves without backedge, wooden top plates, wooden plinths and fittings. Number of shelves are calculated for optimal shelf spacing for fiction.

Height 1820 mm (5 inner and 5 outer shelves in each bay + overlaying top plate/shelves)

D300 mm.

Drawing below shows 3 bays.

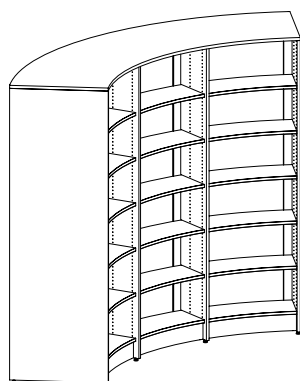


No. of bays	Item no. Veneer
1	BB7826086501660151ZZZZZZZZ1
2	BB7826086502660151ZZZZZZZZ1
3	BB7826086503660151ZZZZZZZZ1
4	BB7826086504660151ZZZZZZZZ1
5	BB7826086505660151ZZZZZZZZ1
6	BB7826086506660151ZZZZZZZZ1
7	BB7826086507660151ZZZZZZZZ1
8	BB7826086508660151ZZZZZZZZ1
9	BB7826086509660151ZZZZZZZZ1
10	BB7826086510660151ZZZZZZZZ1
11	BB7826086511660151ZZZZZZZZ1
12	BB7826086512660151ZZZZZZZZ1

Height 2120 mm (6 inner and 6 outer shelves in each bay + overlaying top plate/shelves)

D300 mm.

Drawing below shows 3 bays.



No. of bays	Item no. Veneer
1	BB7826016501660161ZZZZZZZZ1
2	BB7826016502660161ZZZZZZZZ1
3	BB7826016503660161ZZZZZZZZ1
4	BB7826016504660161ZZZZZZZZ1
5	BB7826016505660161ZZZZZZZZ1
6	BB7826016506660161ZZZZZZZZ1
7	BB7826016507660161ZZZZZZZZ1
8	BB7826016508660161ZZZZZZZZ1
9	BB7826016509660161ZZZZZZZZ1
10	BB7826016510660161ZZZZZZZZ1
11	BB7826016511660161ZZZZZZZZ1
12	BB7826016512660161ZZZZZZZZ1

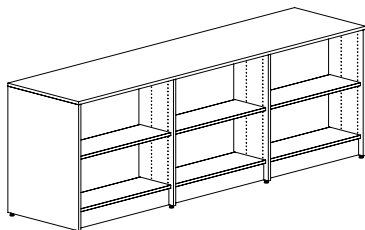
SLIMLINE STRAIGHT SHELVING SYSTEM

FREESTANDING SECTION - ADJUSTABLE FEET - STRAIGHT

Complete shelving system with 2 wooden end panels, intermediate panels, wooden back panels, wooden shelves without backedge, wooden top plates, wooden plinths and fittings. Number of shelves are calculated for optimal shelf spacing for fiction.

Height 920 mm (2 inner and 2 outer shelves in each bay + overlaying top plate/shelves)

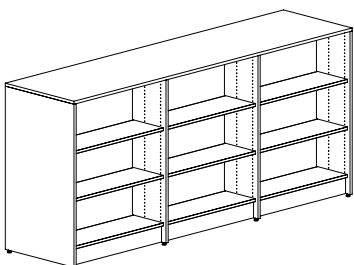
D300 x W900 mm. Straight modules available in other depths and widths, contact Customer Service. Drawing below shows 3 bays.



No. of bays	Item no. Veneer
1	BB7826373950166090421ZZZZZZZZ1
2	BB7826373950266090421ZZZZZZZZ1
3	BB7826373950366090421ZZZZZZZZ1
4	BB7826373950466090421ZZZZZZZZ1
5	BB7826373950566090421ZZZZZZZZ1
6	BB7826373950666090421ZZZZZZZZ1
7	BB7826373950766090421ZZZZZZZZ1
8	BB7826373950866090421ZZZZZZZZ1
9	BB7826373950966090421ZZZZZZZZ1

Height 1220 mm (3 inner and 3 outer shelves in each bay + overlaying top plate/shelves)

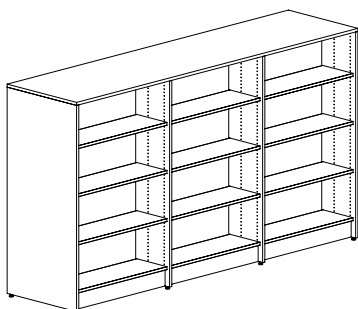
D300 x W900 mm. Straight modules available in other depths and widths, contact Customer Service. Drawing below shows 3 bays.



No. of bays	Item no. Veneer
1	BB7826323950166090431ZZZZZZZZ1
2	BB7826323950266090431ZZZZZZZZ1
3	BB7826323950366090431ZZZZZZZZ1
4	BB7826323950466090431ZZZZZZZZ1
5	BB7826323950566090431ZZZZZZZZ1
6	BB7826323950666090431ZZZZZZZZ1
7	BB7826323950766090431ZZZZZZZZ1
8	BB7826323950866090431ZZZZZZZZ1
9	BB7826323950966090431ZZZZZZZZ1

Height 1520 mm (4 inner and 4 outer shelves in each bay + overlaying top plate/shelves)

D300 x W900 mm. Straight modules available in other depths and widths, contact Customer Service. Drawing below shows 3 bays.



No. of bays	Item no. Veneer
1	BB7826353950166090441ZZZZZZZZ1
2	BB7826353950266090441ZZZZZZZZ1
3	BB7826353950366090441ZZZZZZZZ1
4	BB7826353950466090441ZZZZZZZZ1
5	BB7826353950566090441ZZZZZZZZ1
6	BB7826353950666090441ZZZZZZZZ1
7	BB7826353950766090441ZZZZZZZZ1
8	BB7826353950866090441ZZZZZZZZ1
9	BB7826353950966090441ZZZZZZZZ1

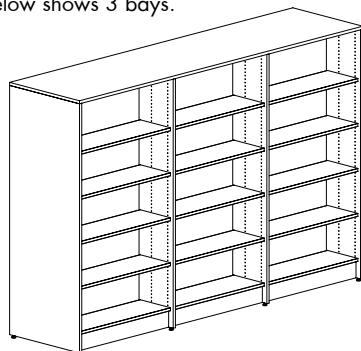
SLIMLINE STRAIGHT SHELVING SYSTEM

FREESTANDING SECTION - ADJUSTABLE FEET - STRAIGHT

Complete shelving system with 2 wooden end panels, intermediate panels, wooden back panels, wooden shelves without backedge, wooden top plates, wooden plinths and fittings. Number of shelves are calculated for optimal shelf spacing for fiction.

Height 1820 mm (5 inner and 5 outer shelves in each bay + overlaying top plate/shelves)

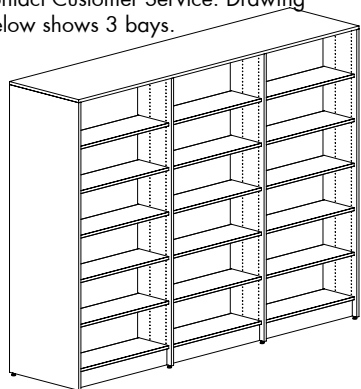
D300 x W900 mm. Straight modules available in other depths and widths, contact Customer Service. Drawing below shows 3 bays.



No. of bays	Item no. Veneer
1	BB7826383950166090451ZZZZZZZZ1
2	BB7826383950266090451ZZZZZZZZ1
3	BB7826383950366090451ZZZZZZZZ1
4	BB7826383950466090451ZZZZZZZZ1
5	BB7826383950566090451ZZZZZZZZ1
6	BB7826383950666090451ZZZZZZZZ1
7	BB7826383950766090451ZZZZZZZZ1
8	BB7826383950866090451ZZZZZZZZ1
9	BB7826383950966090451ZZZZZZZZ1

Height 2120 mm (6 inner and 6 outer shelves in each bay + overlaying top plate/shelves)

D300 x W900 mm. Straight modules available in other depths and widths, contact Customer Service. Drawing below shows 3 bays.



No. of bays	Item no. Veneer
1	BB7826313950166090461ZZZZZZZZ1
2	BB7826313950266090461ZZZZZZZZ1
3	BB7826313950366090461ZZZZZZZZ1
4	BB7826313950466090461ZZZZZZZZ1
5	BB7826313950566090461ZZZZZZZZ1
6	BB7826313950666090461ZZZZZZZZ1
7	BB7826313950766090461ZZZZZZZZ1
8	BB7826313950866090461ZZZZZZZZ1
9	BB7826313950966090461ZZZZZZZZ1

SLIMLINE ROUND SHELVING SYSTEM

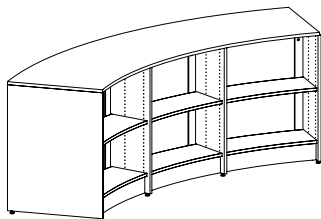
LEFT STARTER SECTION - ADJUSTABLE FEET - 18°

First part of shelving system with left wooden end panel, intermediate panels, wooden back panels, wooden shelves without backedge, wooden top plates, wooden plinths and fittings. Number of shelves are calculated for optimal shelf spacing for fiction.

Height 920 mm (2 inner and 2 outer shelves in each bay + overlaying top plate/shelves)

D300 mm.

Drawing below shows 3 bays.

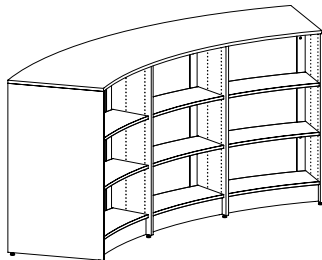


No. of bays	Item no. Veneer
1	BB7826078101660121ZZZZZZZZ1
2	BB7826078102660121ZZZZZZZZ1
3	BB7826078103660121ZZZZZZZZ1
4	BB7826078104660121ZZZZZZZZ1
5	BB7826078105660121ZZZZZZZZ1
6	BB7826078106660121ZZZZZZZZ1
7	BB7826078107660121ZZZZZZZZ1
8	BB7826078108660121ZZZZZZZZ1
9	BB7826078109660121ZZZZZZZZ1
10	BB7826078110660121ZZZZZZZZ1
11	BB7826078111660121ZZZZZZZZ1
12	BB7826078112660121ZZZZZZZZ1
13	BB7826078113660121ZZZZZZZZ1

Height 1220 mm (3 inner and 3 outer shelves in each bay + overlaying top plate/shelves)

D300 mm.

Drawing below shows 3 bays.

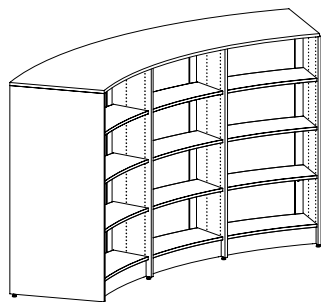


No. of bays	Item no. Veneer
1	BB7826028101660131ZZZZZZZZ1
2	BB7826028102660131ZZZZZZZZ1
3	BB7826028103660131ZZZZZZZZ1
4	BB7826028104660131ZZZZZZZZ1
5	BB7826028105660131ZZZZZZZZ1
6	BB7826028106660131ZZZZZZZZ1
7	BB7826028107660131ZZZZZZZZ1
8	BB7826028108660131ZZZZZZZZ1
9	BB7826028109660131ZZZZZZZZ1
10	BB7826028110660131ZZZZZZZZ1
11	BB7826028111660131ZZZZZZZZ1
12	BB7826028112660131ZZZZZZZZ1
13	BB7826028113660131ZZZZZZZZ1

Height 1520 mm (4 inner and 4 outer shelves in each bay + overlaying top plate/shelves)

D300 mm.

Drawing below shows 3 bays.



No. of bays	Item no. Veneer
1	BB7826058101660141ZZZZZZZZ1
2	BB7826058102660141ZZZZZZZZ1
3	BB7826058103660141ZZZZZZZZ1
4	BB7826058104660141ZZZZZZZZ1
5	BB7826058105660141ZZZZZZZZ1
6	BB7826058106660141ZZZZZZZZ1
7	BB7826058107660141ZZZZZZZZ1
8	BB7826058108660141ZZZZZZZZ1
9	BB7826058109660141ZZZZZZZZ1
10	BB7826058110660141ZZZZZZZZ1
11	BB7826058111660141ZZZZZZZZ1
12	BB7826058112660141ZZZZZZZZ1
13	BB7826058113660141ZZZZZZZZ1

SLIMLINE ROUND SHELVING SYSTEM

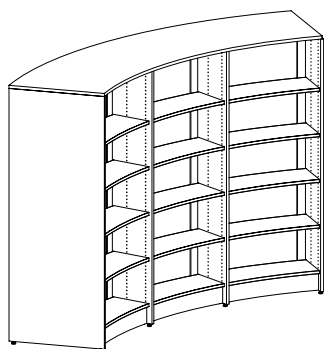
LEFT STARTER SECTION - ADJUSTABLE FEET - 18°

First part of shelving system with left wooden end panel, intermediate panels, wooden back panels, wooden shelves without backedge, wooden top plates, wooden plinths and fittings. Number of shelves are calculated for optimal shelf spacing for fiction.

Height 1820 mm (5 inner and 5 outer shelves in each bay + overlaying top plate/shelves)

D300 mm.

Drawing below shows 3 bays.

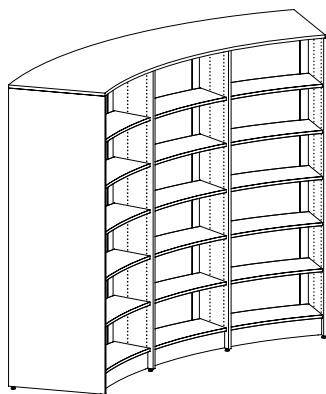


No. of bays	Item no. Veneer
1	BB7826088101660151ZZZZZZZZZ1
2	BB7826088102660151ZZZZZZZZZ1
3	BB7826088103660151ZZZZZZZZZ1
4	BB7826088104660151ZZZZZZZZZ1
5	BB7826088105660151ZZZZZZZZZ1
6	BB7826088106660151ZZZZZZZZZ1
7	BB7826088107660151ZZZZZZZZZ1
8	BB7826088108660151ZZZZZZZZZ1
9	BB7826088109660151ZZZZZZZZZ1
10	BB7826088110660151ZZZZZZZZZ1
11	BB7826088111660151ZZZZZZZZZ1
12	BB7826088112660151ZZZZZZZZZ1
13	BB7826088113660151ZZZZZZZZZ1

Height 2120 mm (6 inner and 6 outer shelves in each bay + overlaying top plate/shelves)

D300 mm.

Drawing below shows 3 bays.



No. of bays	Item no. Veneer
1	BB7826018101660161ZZZZZZZZZ1
2	BB7826018102660161ZZZZZZZZZ1
3	BB7826018103660161ZZZZZZZZZ1
4	BB7826018104660161ZZZZZZZZZ1
5	BB7826018105660161ZZZZZZZZZ1
6	BB7826018106660161ZZZZZZZZZ1
7	BB7826018107660161ZZZZZZZZZ1
8	BB7826018108660161ZZZZZZZZZ1
9	BB7826018109660161ZZZZZZZZZ1
10	BB7826018110660161ZZZZZZZZZ1
11	BB7826018111660161ZZZZZZZZZ1
12	BB7826018112660161ZZZZZZZZZ1
13	BB7826018113660161ZZZZZZZZZ1

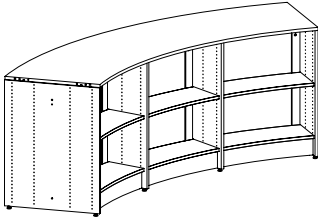
SLIMLINE ROUND SHELVING SYSTEM

RIGHT STARTER SECTION - ADJUSTABLE FEET - 18°

First part of shelving system with right wooden end panel, intermediate panels, wooden back panels, wooden shelves without backedge, wooden top plates, wooden plinths and fittings. Number of shelves are calculated for optimal shelf spacing for fiction.

Height 920 mm (2 inner and 2 outer shelves in each bay + overlaying top plate/shelves)

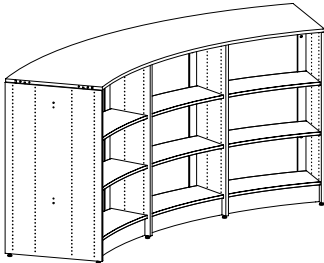
D300 mm.
Drawing below shows 3 bays.



No. of bays	Item no. Veneer
1	BB7826078201660121ZZZZZZZZ1
2	BB7826078202660121ZZZZZZZZ1
3	BB7826078203660121ZZZZZZZZ1
4	BB7826078204660121ZZZZZZZZ1
5	BB7826078205660121ZZZZZZZZ1
6	BB7826078206660121ZZZZZZZZ1
7	BB7826078207660121ZZZZZZZZ1
8	BB7826078208660121ZZZZZZZZ1
9	BB7826078209660121ZZZZZZZZ1
10	BB7826078210660121ZZZZZZZZ1
11	BB7826078211660121ZZZZZZZZ1
12	BB7826078212660121ZZZZZZZZ1
13	BB7826078213660121ZZZZZZZZ1

Height 1220 mm (3 inner and 3 outer shelves in each bay + overlaying top plate/shelves)

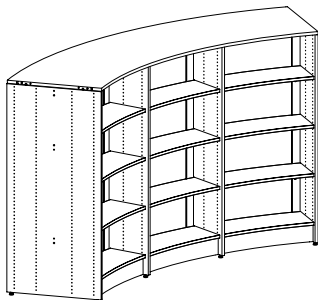
D300 mm.
Drawing below shows 3 bays.



No. of bays	Item no. Veneer
1	BB7826028201660131ZZZZZZZZ1
2	BB7826028202660131ZZZZZZZZ1
3	BB7826028203660131ZZZZZZZZ1
4	BB7826028204660131ZZZZZZZZ1
5	BB7826028205660131ZZZZZZZZ1
6	BB7826028206660131ZZZZZZZZ1
7	BB7826028207660131ZZZZZZZZ1
8	BB7826028208660131ZZZZZZZZ1
9	BB7826028209660131ZZZZZZZZ1
10	BB7826028210660131ZZZZZZZZ1
11	BB7826028211660131ZZZZZZZZ1
12	BB7826028212660131ZZZZZZZZ1
13	BB7826028213660131ZZZZZZZZ1

Height 1520 mm (4 inner and 4 outer shelves in each bay + overlaying top plate/shelves)

D300 mm.
Drawing below shows 3 bays.



No. of bays	Item no. Veneer
1	BB7826058201660141ZZZZZZZZ1
2	BB7826058202660141ZZZZZZZZ1
3	BB7826058203660141ZZZZZZZZ1
4	BB7826058204660141ZZZZZZZZ1
5	BB7826058205660141ZZZZZZZZ1
6	BB7826058206660141ZZZZZZZZ1
7	BB7826058207660141ZZZZZZZZ1
8	BB7826058208660141ZZZZZZZZ1
9	BB7826058209660141ZZZZZZZZ1
10	BB7826058210660141ZZZZZZZZ1
11	BB7826058211660141ZZZZZZZZ1
12	BB7826058212660141ZZZZZZZZ1
13	BB7826058213660141ZZZZZZZZ1

SLIMLINE ROUND SHELVING SYSTEM

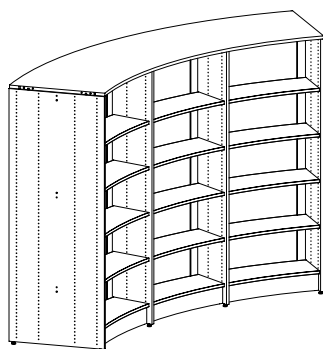
RIGHT STARTER SECTION - ADJUSTABLE FEET - 18°

First part of shelving system with right wooden end panel, intermediate panels, wooden back panels, wooden shelves without backedge, wooden top plates, wooden plinths and fittings. Number of shelves are calculated for optimal shelf spacing for fiction.

Height 1820 mm (5 inner and 5 outer shelves in each bay + overlaying top plate/shelves)

D300 mm.

Drawing below shows 3 bays.

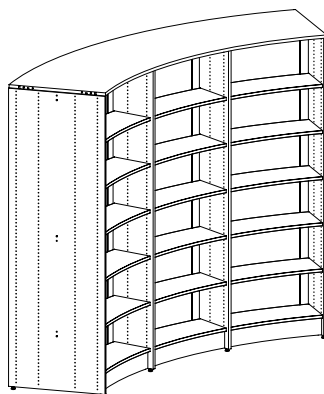


No. of bays	Item no. Veneer
1	BB7826088201660151ZZZZZZZZ1
2	BB7826088202660151ZZZZZZZZ1
3	BB7826088203660151ZZZZZZZZ1
4	BB7826088204660151ZZZZZZZZ1
5	BB7826088205660151ZZZZZZZZ1
6	BB7826088206660151ZZZZZZZZ1
7	BB7826088207660151ZZZZZZZZ1
8	BB7826088208660151ZZZZZZZZ1
9	BB7826088209660151ZZZZZZZZ1
10	BB7826088210660151ZZZZZZZZ1
11	BB7826088211660151ZZZZZZZZ1
12	BB7826088212660151ZZZZZZZZ1
13	BB7826088213660151ZZZZZZZZ1

Height 2120 mm (6 inner and 6 outer shelves in each bay + overlaying top plate/shelves)

D300 mm.

Drawing below shows 3 bays.



No. of bays	Item no. Veneer
1	BB7826018201660161ZZZZZZZZ1
2	BB7826018202660161ZZZZZZZZ1
3	BB7826018203660161ZZZZZZZZ1
4	BB7826018204660161ZZZZZZZZ1
5	BB7826018205660161ZZZZZZZZ1
6	BB7826018206660161ZZZZZZZZ1
7	BB7826018207660161ZZZZZZZZ1
8	BB7826018208660161ZZZZZZZZ1
9	BB7826018209660161ZZZZZZZZ1
10	BB7826018210660161ZZZZZZZZ1
11	BB7826018211660161ZZZZZZZZ1
12	BB7826018212660161ZZZZZZZZ1
13	BB7826018213660161ZZZZZZZZ1

SLIMLINE ROUND SHELVING SYSTEM

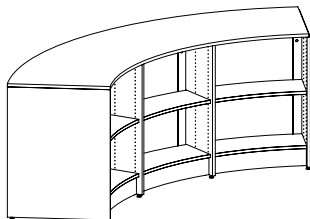
LEFT STARTER SECTION - ADJUSTABLE FEET - 26°

First part of shelving system with left wooden end panel, intermediate panels, wooden back panels, wooden shelves without backedge, wooden top plates, wooden plinths and fittings. Number of shelves are calculated for optimal shelf spacing for fiction.

Height 920 mm (2 inner and 2 outer shelves in each bay + overlaying top plate/shelves)

D300 mm.

Drawing below shows 3 bays.

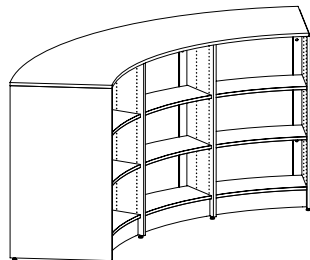


No. of bays	Item no. Veneer
1	BB7826076101660121ZZZZZZZZ1
2	BB7826076102660121ZZZZZZZZ1
3	BB7826076103660121ZZZZZZZZ1
4	BB7826076104660121ZZZZZZZZ1
5	BB7826076105660121ZZZZZZZZ1
6	BB7826076106660121ZZZZZZZZ1
7	BB7826076107660121ZZZZZZZZ1
8	BB7826076108660121ZZZZZZZZ1
9	BB7826076109660121ZZZZZZZZ1

Height 1220 mm (3 inner and 3 outer shelves in each bay + overlaying top plate/shelves)

D300 mm.

Drawing below shows 3 bays.

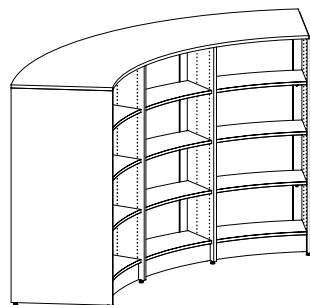


No. of bays	Item no. Veneer
1	BB7826026101660131ZZZZZZZZ1
2	BB7826026102660131ZZZZZZZZ1
3	BB7826026103660131ZZZZZZZZ1
4	BB7826026104660131ZZZZZZZZ1
5	BB7826026105660131ZZZZZZZZ1
6	BB7826026106660131ZZZZZZZZ1
7	BB7826026107660131ZZZZZZZZ1
8	BB7826026108660131ZZZZZZZZ1
9	BB7826026109660131ZZZZZZZZ1

Height 1520 mm (4 inner and 4 outer shelves in each bay + overlaying top plate/shelves)

D300 mm.

Drawing below shows 3 bays.



No. of bays	Item no. Veneer
1	BB7826056101660141ZZZZZZZZ1
2	BB7826056102660141ZZZZZZZZ1
3	BB7826056103660141ZZZZZZZZ1
4	BB7826056104660141ZZZZZZZZ1
5	BB7826056105660141ZZZZZZZZ1
6	BB7826056106660141ZZZZZZZZ1
7	BB7826056107660141ZZZZZZZZ1
8	BB7826056108660141ZZZZZZZZ1
9	BB7826056109660141ZZZZZZZZ1

SLIMLINE ROUND SHELVING SYSTEM

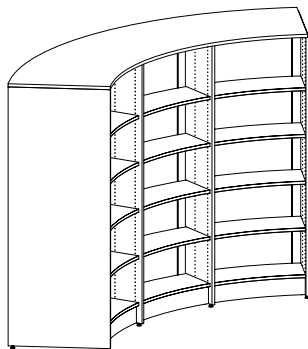
LEFT STARTER SECTION - ADJUSTABLE FEET - 26°

First part of shelving system with left wooden end panel, intermediate panels, wooden back panels, wooden shelves without backedge, wooden top plates, wooden plinths and fittings. Number of shelves are calculated for optimal shelf spacing for fiction.

Height 1820 mm (5 inner and 5 outer shelves in each bay + overlaying top plate/shelves)

D300 mm.

Drawing below shows 3 bays.

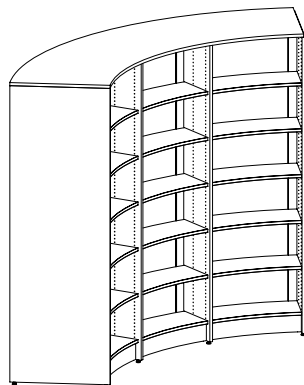


No. of bays	Item no. Veneer
1	BB7826086101660151ZZZZZZZZ1
2	BB7826086102660151ZZZZZZZZ1
3	BB7826086103660151ZZZZZZZZ1
4	BB7826086104660151ZZZZZZZZ1
5	BB7826086105660151ZZZZZZZZ1
6	BB7826086106660151ZZZZZZZZ1
7	BB7826086107660151ZZZZZZZZ1
8	BB7826086108660151ZZZZZZZZ1
9	BB7826086109660151ZZZZZZZZ1

Height 2120 mm (6 inner and 6 outer shelves in each bay + overlaying top plate/shelves)

D300 mm.

Drawing below shows 3 bays.



No. of bays	Item no. Veneer
1	BB7826016101660161ZZZZZZZZ1
2	BB7826016102660161ZZZZZZZZ1
3	BB7826016103660161ZZZZZZZZ1
4	BB7826016104660161ZZZZZZZZ1
5	BB7826016105660161ZZZZZZZZ1
6	BB7826016106660161ZZZZZZZZ1
7	BB7826016107660161ZZZZZZZZ1
8	BB7826016108660161ZZZZZZZZ1
9	BB7826016109660161ZZZZZZZZ1

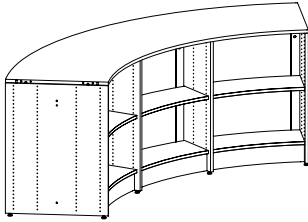
SLIMLINE ROUND SHELVING SYSTEM

RIGHT STARTER SECTION - ADJUSTABLE FEET - 26°

First part of shelving system with right wooden end panel, intermediate panels, wooden back panels, wooden shelves without backedge, wooden top plates, wooden plinths and fittings. Number of shelves are calculated for optimal shelf spacing for fiction.

Height 920 mm (2 inner and 2 outer shelves in each bay + overlaying top plate/shelves)

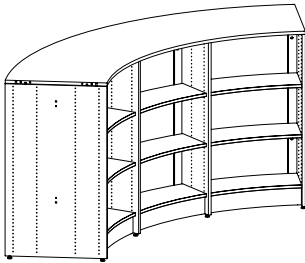
D300 mm.
Drawing below shows 3 bays.



No. of bays	Item no. Veneer
1	BB7826076201660121ZZZZZZZZ1
2	BB7826076202660121ZZZZZZZZ1
3	BB7826076203660121ZZZZZZZZ1
4	BB7826076204660121ZZZZZZZZ1
5	BB7826076205660121ZZZZZZZZ1
6	BB7826076206660121ZZZZZZZZ1
7	BB7826076207660121ZZZZZZZZ1
8	BB7826076208660121ZZZZZZZZ1
9	BB7826076209660121ZZZZZZZZ1

Height 1220 mm (3 inner and 3 outer shelves in each bay + overlaying top plate/shelves)

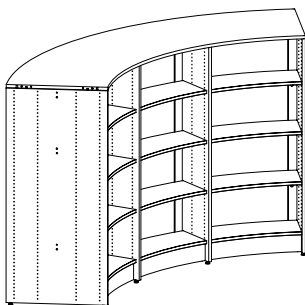
D300 mm.
Drawing below shows 3 bays.



No. of bays	Item no. Veneer
1	BB7826026201660131ZZZZZZZZ1
2	BB7826026202660131ZZZZZZZZ1
3	BB7826026203660131ZZZZZZZZ1
4	BB7826026204660131ZZZZZZZZ1
5	BB7826026205660131ZZZZZZZZ1
6	BB7826026206660131ZZZZZZZZ1
7	BB7826026207660131ZZZZZZZZ1
8	BB7826026208660131ZZZZZZZZ1
9	BB7826026209660131ZZZZZZZZ1

Height 1520 mm (4 inner and 4 outer shelves in each bay + overlaying top plate/shelves)

D300 mm.
Drawing below shows 3 bays.



No. of bays	Item no. Veneer
1	BB7826056201660141ZZZZZZZZ1
2	BB7826056202660141ZZZZZZZZ1
3	BB7826056203660141ZZZZZZZZ1
4	BB7826056204660141ZZZZZZZZ1
5	BB7826056205660141ZZZZZZZZ1
6	BB7826056206660141ZZZZZZZZ1
7	BB7826056207660141ZZZZZZZZ1
8	BB7826056208660141ZZZZZZZZ1
9	BB7826056209660141ZZZZZZZZ1

SLIMLINE ROUND SHELVING SYSTEM

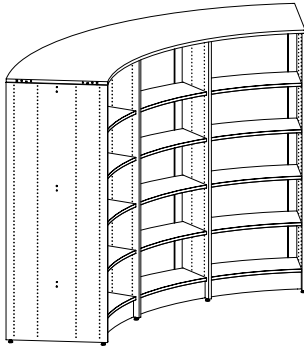
RIGHT STARTER SECTION - ADJUSTABLE FEET - 26°

First part of shelving system with right wooden end panel, intermediate panels, wooden back panels, wooden shelves without backedge, wooden top plates, wooden plinths and fittings. Number of shelves are calculated for optimal shelf spacing for fiction.

Height 1820 mm (5 inner and 5 outer shelves in each bay + overlaying top plate/shelves)

D300 mm.

Drawing below shows 3 bays.

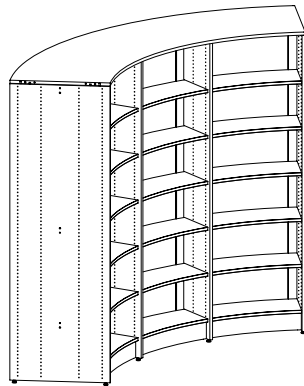


No. of bays	Item no. Veneer
1	BB7826086201660151ZZZZZZZZ1
2	BB7826086202660151ZZZZZZZZ1
3	BB7826086203660151ZZZZZZZZ1
4	BB7826086204660151ZZZZZZZZ1
5	BB7826086205660151ZZZZZZZZ1
6	BB7826086206660151ZZZZZZZZ1
7	BB7826086207660151ZZZZZZZZ1
8	BB7826086208660151ZZZZZZZZ1
9	BB7826086209660151ZZZZZZZZ1

Height 2120 mm (6 inner and 6 outer shelves in each bay + overlaying top plate/shelves)

D300 mm.

Drawing below shows 3 bays.



No. of bays	Item no. Veneer
1	BB7826016201660161ZZZZZZZZ1
2	BB7826016202660161ZZZZZZZZ1
3	BB7826016203660161ZZZZZZZZ1
4	BB7826016204660161ZZZZZZZZ1
5	BB7826016205660161ZZZZZZZZ1
6	BB7826016206660161ZZZZZZZZ1
7	BB7826016207660161ZZZZZZZZ1
8	BB7826016208660161ZZZZZZZZ1
9	BB7826016209660161ZZZZZZZZ1

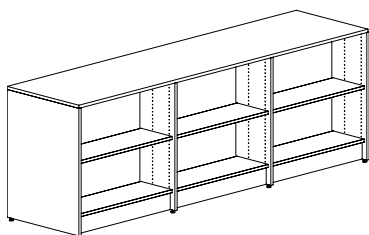
SLIMLINE STRAIGHT SHELVING SYSTEM

STARTER SECTION - ADJUSTABLE FEET - STRAIGHT

First part of shelving system with wooden end panel, intermediate panels, wooden back panels, wooden shelves without backedge, wooden top plates, wooden plinths and fittings. Number of shelves are calculated for optimal shelf spacing for fiction.

Height 920 mm (2 inner and 2 outer shelves in each bay + overlaying top plate/shelves)

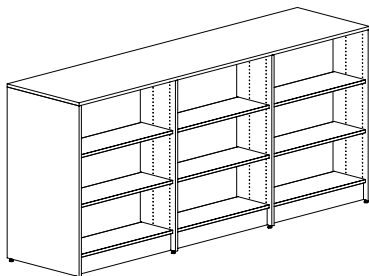
D300 x W900 mm. Straight modules available in other depths and widths, contact Customer Service. Drawing below shows 3 bays.



No. of bays	Item no. Veneer
1	BB7826373940166090421ZZZZZZZZ1
2	BB7826373940266090421ZZZZZZZZ1
3	BB7826373940366090421ZZZZZZZZ1
4	BB7826373940466090421ZZZZZZZZ1
5	BB7826373940566090421ZZZZZZZZ1
6	BB7826373940666090421ZZZZZZZZ1
7	BB7826373940766090421ZZZZZZZZ1
8	BB7826373940866090421ZZZZZZZZ1
9	BB7826373940966090421ZZZZZZZZ1

Height 1220 mm (3 inner and 3 outer shelves in each bay + overlaying top plate/shelves)

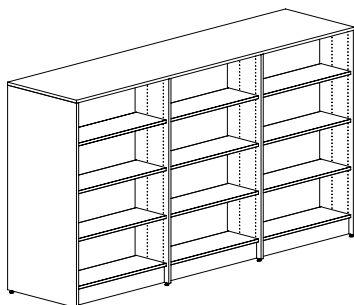
D300 x W900 mm. Straight modules available in other depths and widths, contact Customer Service. Drawing below shows 3 bays.



No. of bays	Item no. Veneer
1	BB7826323940166090431ZZZZZZZZ1
2	BB7826323940266090431ZZZZZZZZ1
3	BB7826323940366090431ZZZZZZZZ1
4	BB7826323940466090431ZZZZZZZZ1
5	BB7826323940566090431ZZZZZZZZ1
6	BB7826323940666090431ZZZZZZZZ1
7	BB7826323940766090431ZZZZZZZZ1
8	BB7826323940866090431ZZZZZZZZ1
9	BB7826323940966090431ZZZZZZZZ1

Height 1520 mm (4 inner and 4 outer shelves in each bay + overlaying top plate/shelves)

D300 x W900 mm. Straight modules available in other depths and widths, contact Customer Service. Drawing below shows 3 bays.



No. of bays	Item no. Veneer
1	BB7826353940166090441ZZZZZZZZ1
2	BB7826353940266090441ZZZZZZZZ1
3	BB7826353940366090441ZZZZZZZZ1
4	BB7826353940466090441ZZZZZZZZ1
5	BB7826353940566090441ZZZZZZZZ1
6	BB7826353940666090441ZZZZZZZZ1
7	BB7826353940766090441ZZZZZZZZ1
8	BB7826353940866090441ZZZZZZZZ1
9	BB7826353940966090441ZZZZZZZZ1

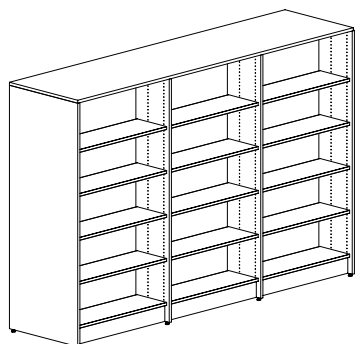
SLIMLINE STRAIGHT SHELVING SYSTEM

STARTER SECTION - ADJUSTABLE FEET - STRAIGHT

First part of shelving system with wooden end panel, intermediate panels, wooden back panels, wooden shelves without backedge, wooden top plates, wooden plinths and fittings. Number of shelves are calculated for optimal shelf spacing for fiction.

Height 1820 mm (5 inner and 5 outer shelves in each bay + overlaying top plate/shelves)

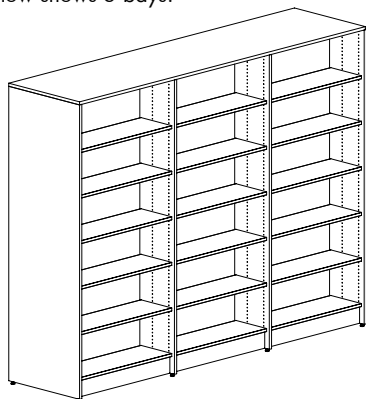
D300 x W900 mm. Straight modules available in other depths and widths, contact Customer Service. Drawing below shows 3 bays.



No. of bays	Item no. Veneer
1	BB7826383940166090451ZZZZZZZZ1
2	BB7826383940266090451ZZZZZZZZ1
3	BB7826383940366090451ZZZZZZZZ1
4	BB7826383940466090451ZZZZZZZZ1
5	BB7826383940566090451ZZZZZZZZ1
6	BB7826383940666090451ZZZZZZZZ1
7	BB7826383940766090451ZZZZZZZZ1
8	BB7826383940866090451ZZZZZZZZ1
9	BB7826383940966090451ZZZZZZZZ1

Height 2120 mm (6 inner and 6 outer shelves in each bay + overlaying top plate/shelves)

D300 x W900 mm. Straight modules available in other depths and widths, contact Customer Service. Drawing below shows 3 bays.



No. of bays	Item no. Veneer
1	BB7826313940166090461ZZZZZZZZ1
2	BB7826313940266090461ZZZZZZZZ1
3	BB7826313940366090461ZZZZZZZZ1
4	BB7826313940466090461ZZZZZZZZ1
5	BB7826313940566090461ZZZZZZZZ1
6	BB7826313940666090461ZZZZZZZZ1
7	BB7826313940766090461ZZZZZZZZ1
8	BB7826313940866090461ZZZZZZZZ1
9	BB7826313940966090461ZZZZZZZZ1

SLIMLINE ROUND SHELVING SYSTEM

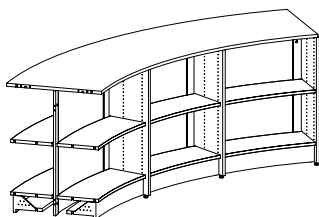
INTERMEDIATE SECTION - ADJUSTABLE FEET - 18°

Middle part of shelving system with wooden intermediate panels, wooden back panels, wooden shelves without backedge, wooden top plates, wooden plinths and fittings. Number of shelves are calculated for optimal shelf spacing for fiction.

Height 920 mm (2 inner and 2 outer shelves in each bay + overlaying top plate/shelves)

D300 mm.

Drawing below shows 3 bays.

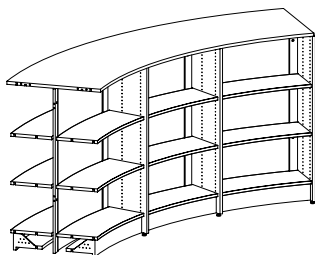


No. of bays	Item no. Veneer
1	BB7826078301660121ZZZZZZZZ1
2	BB7826078302660121ZZZZZZZZ1
3	BB7826078303660121ZZZZZZZZ1
4	BB7826078304660121ZZZZZZZZ1
5	BB7826078305660121ZZZZZZZZ1
6	BB7826078306660121ZZZZZZZZ1
7	BB7826078307660121ZZZZZZZZ1
8	BB7826078308660121ZZZZZZZZ1
9	BB7826078309660121ZZZZZZZZ1
10	BB7826078310660121ZZZZZZZZ1

Height 1220 mm (3 inner and 3 outer shelves in each bay + overlaying top plate/shelves)

D300 mm.

Drawing below shows 3 bays.

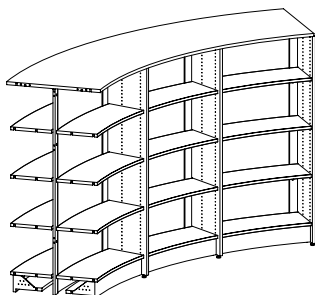


No. of bays	Item no. Veneer
1	BB7826028301660131ZZZZZZZZ1
2	BB7826028302660131ZZZZZZZZ1
3	BB7826028303660131ZZZZZZZZ1
4	BB7826028304660131ZZZZZZZZ1
5	BB7826028305660131ZZZZZZZZ1
6	BB7826028306660131ZZZZZZZZ1
7	BB7826028307660131ZZZZZZZZ1
8	BB7826028308660131ZZZZZZZZ1
9	BB7826028309660131ZZZZZZZZ1
10	BB7826028310660131ZZZZZZZZ1

Height 1520 mm (4 inner and 4 outer shelves in each bay + overlaying top plate/shelves)

D300 mm.

Drawing below shows 3 bays.



No. of bays	Item no. Veneer
1	BB7826058301660141ZZZZZZZZ1
2	BB7826058302660141ZZZZZZZZ1
3	BB7826058303660141ZZZZZZZZ1
4	BB7826058304660141ZZZZZZZZ1
5	BB7826058305660141ZZZZZZZZ1
6	BB7826058306660141ZZZZZZZZ1
7	BB7826058307660141ZZZZZZZZ1
8	BB7826058308660141ZZZZZZZZ1
9	BB7826058309660141ZZZZZZZZ1
10	BB7826058310660141ZZZZZZZZ1

SLIMLINE ROUND SHELVING SYSTEM

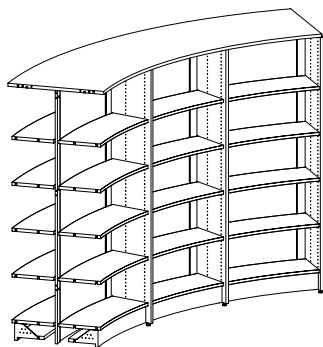
INTERMEDIATE SECTION - ADJUSTABLE FEET - 18°

Middle part of shelving system with wooden intermediate panels, wooden back panels, wooden shelves without backedge, wooden top plates, wooden plinths and fittings. Number of shelves are calculated for optimal shelf spacing for fiction.

Height 1820 mm (5 inner and 5 outer shelves in each bay + overlaying top plate/shelves)

D300 mm.

Drawing below shows 3 bays.

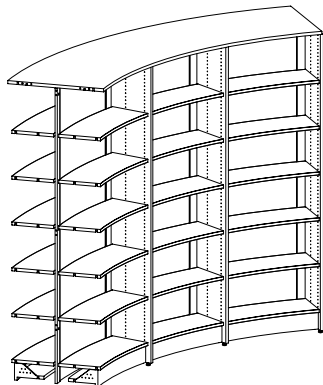


No. of bays	Item no. Veneer
1	BB7826088301660151ZZZZZZZZ1
2	BB7826088302660151ZZZZZZZZ1
3	BB7826088303660151ZZZZZZZZ1
4	BB7826088304660151ZZZZZZZZ1
5	BB7826088305660151ZZZZZZZZ1
6	BB7826088306660151ZZZZZZZZ1
7	BB7826088307660151ZZZZZZZZ1
8	BB7826088308660151ZZZZZZZZ1
9	BB7826088309660151ZZZZZZZZ1
10	BB7826088310660151ZZZZZZZZ1

Height 2120 mm (6 inner and 6 outer shelves in each bay + overlaying top plate/shelves)

D300 mm.

Drawing below shows 3 bays.



No. of bays	Item no. Veneer
1	BB7826018301660161ZZZZZZZZ1
2	BB7826018302660161ZZZZZZZZ1
3	BB7826018303660161ZZZZZZZZ1
4	BB7826018304660161ZZZZZZZZ1
5	BB7826018305660161ZZZZZZZZ1
6	BB7826018306660161ZZZZZZZZ1
7	BB7826018307660161ZZZZZZZZ1
8	BB7826018308660161ZZZZZZZZ1
9	BB7826018309660161ZZZZZZZZ1
10	BB7826018310660161ZZZZZZZZ1

SLIMLINE ROUND SHELVING SYSTEM

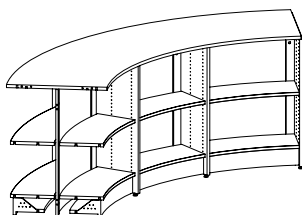
INTERMEDIATE SECTION - ADJUSTABLE FEET - 26°

Middle part of shelving system with wooden intermediate panels, wooden back panels, wooden shelves without backedge, wooden top plates, wooden plinths and fittings. Number of shelves are calculated for optimal shelf spacing for fiction.

Height 920 mm (2 inner and 2 outer shelves in each bay + overlaying top plate/shelves)

D300 mm.

Drawing below shows 3 bays.

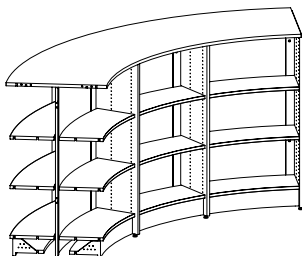


No. of bays	Item no. Veneer
1	BB7826076301660121ZZZZZZZZ1
2	BB7826076302660121ZZZZZZZZ1
3	BB7826076303660121ZZZZZZZZ1
4	BB7826076304660121ZZZZZZZZ1
5	BB7826076305660121ZZZZZZZZ1
6	BB7826076306660121ZZZZZZZZ1
7	BB7826076307660121ZZZZZZZZ1

Height 1220 mm (3 inner and 3 outer shelves in each bay + overlaying top plate/shelves)

D300 mm.

Drawing below shows 3 bays.

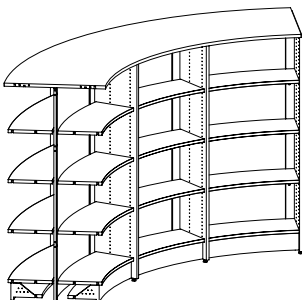


No. of bays	Item no. Veneer
1	BB7826026301660131ZZZZZZZZ1
2	BB7826026302660131ZZZZZZZZ1
3	BB7826026303660131ZZZZZZZZ1
4	BB7826026304660131ZZZZZZZZ1
5	BB7826026305660131ZZZZZZZZ1
6	BB7826026306660131ZZZZZZZZ1
7	BB7826026307660131ZZZZZZZZ1

Height 1520 mm (4 inner and 4 outer shelves in each bay + overlaying top plate/shelves)

D300 mm.

Drawing below shows 3 bays.



No. of bays	Item no. Veneer
1	BB7826056301660141ZZZZZZZZ1
2	BB7826056302660141ZZZZZZZZ1
3	BB7826056303660141ZZZZZZZZ1
4	BB7826056304660141ZZZZZZZZ1
5	BB7826056305660141ZZZZZZZZ1
6	BB7826056306660141ZZZZZZZZ1
7	BB7826056307660141ZZZZZZZZ1

SLIMLINE ROUND SHELVING SYSTEM

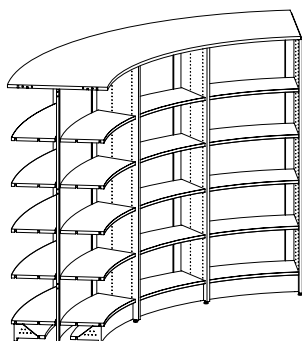
INTERMEDIATE SECTION - ADJUSTABLE FEET - 26°

Middle part of shelving system with wooden intermediate panels, wooden back panels, wooden shelves without backedge, wooden top plates, wooden plinths and fittings. Number of shelves are calculated for optimal shelf spacing for fiction.

Height 1820 mm (5 inner and 5 outer shelves in each bay + overlaying top plate/shelves)

D300 mm.

Drawing below shows 3 bays.

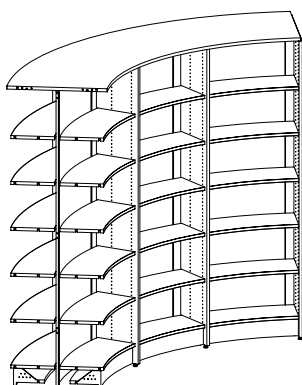


No. of bays	Item no. Veneer
1	BB7826086301660151ZZZZZZZZ1
2	BB7826086302660151ZZZZZZZZ1
3	BB7826086303660151ZZZZZZZZ1
4	BB7826086304660151ZZZZZZZZ1
5	BB7826086305660151ZZZZZZZZ1
6	BB7826086306660151ZZZZZZZZ1
7	BB7826086307660151ZZZZZZZZ1

Height 2120 mm (6 inner and 6 outer shelves in each bay + overlaying top plate/shelves)

D300 mm.

Drawing below shows 3 bays.



No. of bays	Item no. Veneer
1	BB7826016301660161ZZZZZZZZ1
2	BB7826016302660161ZZZZZZZZ1
3	BB7826016303660161ZZZZZZZZ1
4	BB7826016304660161ZZZZZZZZ1
5	BB7826016305660161ZZZZZZZZ1
6	BB7826016306660161ZZZZZZZZ1
7	BB7826016307660161ZZZZZZZZ1

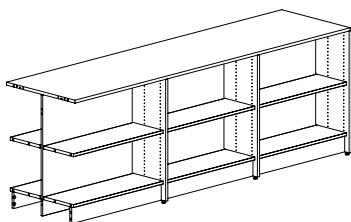
SLIMLINE STRAIGHT SHELVING SYSTEM

INTERMEDIATE SECTION - ADJUSTABLE FEET - STRAIGHT

Middle part of shelving system with wooden intermediate panels, wooden back panels, wooden shelves without backedge, wooden top plates, wooden plinths and fittings. Number of shelves are calculated for optimal shelf spacing for fiction.

Height 920 mm (2 inner and 2 outer shelves in each bay + overlaying top plate/shelves)

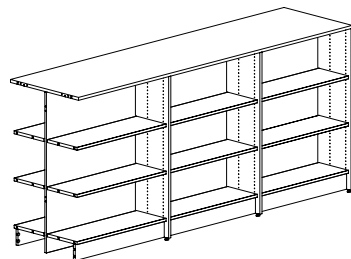
D300 x W900 mm. Straight modules available in other depths and widths, contact Customer Service. Drawing below shows 3 bays.



No. of bays	Item no. Veneer
1	BB7826373930166090421ZZZZZZZZ1
2	BB7826373930266090421ZZZZZZZZ1
3	BB7826373930366090421ZZZZZZZZ1
4	BB7826373930466090421ZZZZZZZZ1
5	BB7826373930566090421ZZZZZZZZ1
6	BB7826373930666090421ZZZZZZZZ1
7	BB7826373930766090421ZZZZZZZZ1
8	BB7826373930866090421ZZZZZZZZ1
9	BB7826373930966090421ZZZZZZZZ1

Height 1220 mm (3 inner and 3 outer shelves in each bay + overlaying top plate/shelves)

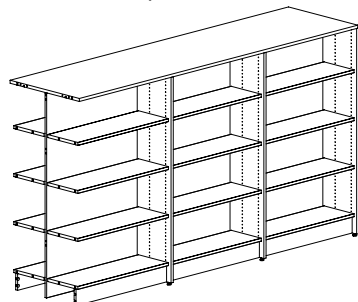
D300 x W900 mm. Straight modules available in other depths and widths, contact Customer Service. Drawing below shows 3 bays.



No. of bays	Item no. Veneer
1	BB7826323930166090431ZZZZZZZZ1
2	BB7826323930266090431ZZZZZZZZ1
3	BB7826323930366090431ZZZZZZZZ1
4	BB7826323930466090431ZZZZZZZZ1
5	BB7826323930566090431ZZZZZZZZ1
6	BB7826323930666090431ZZZZZZZZ1
7	BB7826323930766090431ZZZZZZZZ1
8	BB7826323930866090431ZZZZZZZZ1
9	BB7826323930966090431ZZZZZZZZ1

Height 1520 mm (4 inner and 4 outer shelves in each bay + overlaying top plate/shelves)

D300 x W900 mm. Straight modules available in other depths and widths, contact Customer Service. Drawing below shows 3 bays.



No. of bays	Item no. Veneer
1	BB7826353930166090441ZZZZZZZZ1
2	BB7826353930266090441ZZZZZZZZ1
3	BB7826353930366090441ZZZZZZZZ1
4	BB7826353930466090441ZZZZZZZZ1
5	BB7826353930566090441ZZZZZZZZ1
6	BB7826353930666090441ZZZZZZZZ1
7	BB7826353930766090441ZZZZZZZZ1
8	BB7826353930866090441ZZZZZZZZ1
9	BB7826353930966090441ZZZZZZZZ1

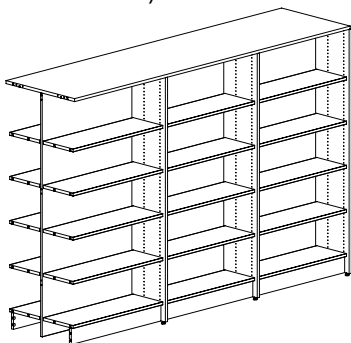
SLIMLINE STRAIGHT SHELVING SYSTEM

INTERMEDIATE SECTION - ADJUSTABLE FEET - STRAIGHT

Middle part of shelving system with wooden intermediate panels, wooden back panels, wooden shelves without backedge, wooden top plates, wooden plinths and fittings. Number of shelves are calculated for optimal shelf spacing for fiction.

Height 1820 mm (5 inner and 5 outer shelves in each bay + overlaying top plate/shelves)

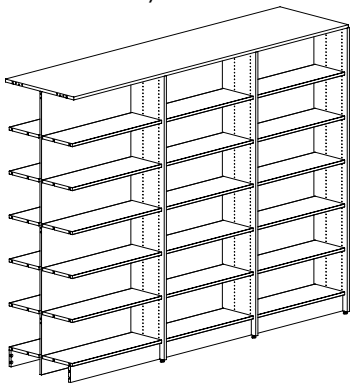
D300 x W900 mm. Straight modules available in other depths and widths, contact Customer Service. Drawing below shows 3 bays.



No. of bays	Item no. Veneer
1	BB7826383930166090451ZZZZZZZZ1
2	BB7826383930266090451ZZZZZZZZ1
3	BB7826383930366090451ZZZZZZZZ1
4	BB7826383930466090451ZZZZZZZZ1
5	BB7826383930566090451ZZZZZZZZ1
6	BB7826383930666090451ZZZZZZZZ1
7	BB7826383930766090451ZZZZZZZZ1
8	BB7826383930866090451ZZZZZZZZ1
9	BB7826383930966090451ZZZZZZZZ1

Height 2120 mm (6 inner and 6 outer shelves in each bay + overlaying top plate/shelves)

D300 x W900 mm. Straight modules available in other depths and widths, contact Customer Service. Drawing below shows 3 bays.



No. of bays	Item no. Veneer
1	BB7826313930166090461ZZZZZZZZ1
2	BB7826313930266090461ZZZZZZZZ1
3	BB7826313930366090461ZZZZZZZZ1
4	BB7826313930466090461ZZZZZZZZ1
5	BB7826313930566090461ZZZZZZZZ1
6	BB7826313930666090461ZZZZZZZZ1
7	BB7826313930766090461ZZZZZZZZ1
8	BB7826313930866090461ZZZZZZZZ1
9	BB7826313930966090461ZZZZZZZZ1

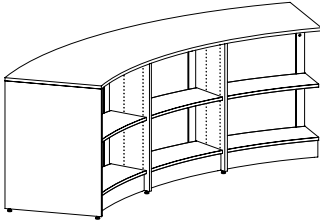
SLIMLINE ROUND SHELVING SYSTEM

LEFT END SECTION - ADJUSTABLE FEET - 18°

Last part of shelving system with left wooden end panel, intermediate panels, wooden back panels, wooden shelves without backedge, wooden top plates, wooden plinths and fittings. Number of shelves are calculated for optimal shelf spacing for fiction.

Height 920 mm (2 inner and 2 outer shelves in each bay + overlaying top plate/shelves)

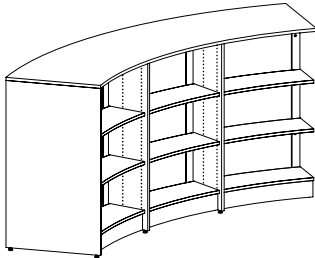
D300 mm.
Drawing below shows 3 bays.



No. of bays	Item no. Veneer
1	BB7826078101660121ZZZZZZZZZ
2	BB7826078102660121ZZZZZZZZZ
3	BB7826078103660121ZZZZZZZZZ
4	BB7826078104660121ZZZZZZZZZ
5	BB7826078105660121ZZZZZZZZZ
6	BB7826078106660121ZZZZZZZZZ
7	BB7826078107660121ZZZZZZZZZ
8	BB7826078108660121ZZZZZZZZZ
9	BB7826078109660121ZZZZZZZZZ
10	BB7826078110660121ZZZZZZZZZ
11	BB7826078111660121ZZZZZZZZZ
12	BB7826078112660121ZZZZZZZZZ
13	BB7826078113660121ZZZZZZZZZ

Height 1220 mm (3 inner and 3 outer shelves in each bay + overlaying top plate/shelves)

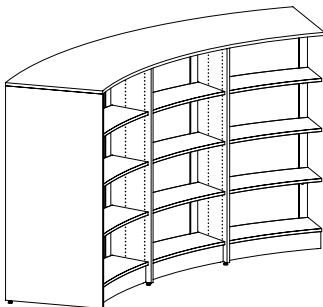
D300 mm.
Drawing below shows 3 bays.



No. of bays	Item no. Veneer
1	BB7826028101660131ZZZZZZZZZ
2	BB7826028102660131ZZZZZZZZZ
3	BB7826028103660131ZZZZZZZZZ
4	BB7826028104660131ZZZZZZZZZ
5	BB7826028105660131ZZZZZZZZZ
6	BB7826028106660131ZZZZZZZZZ
7	BB7826028107660131ZZZZZZZZZ
8	BB7826028108660131ZZZZZZZZZ
9	BB7826028109660131ZZZZZZZZZ
10	BB7826028110660131ZZZZZZZZZ
11	BB7826028111660131ZZZZZZZZZ
12	BB7826028112660131ZZZZZZZZZ
13	BB7826028113660131ZZZZZZZZZ

Height 1520 mm (4 inner and 4 outer shelves in each bay + overlaying top plate/shelves)

D300 mm.
Drawing below shows 3 bays.



No. of bays	Item no. Veneer
1	BB7826058101660141ZZZZZZZZZ
2	BB7826058102660141ZZZZZZZZZ
3	BB7826058103660141ZZZZZZZZZ
4	BB7826058104660141ZZZZZZZZZ
5	BB7826058105660141ZZZZZZZZZ
6	BB7826058106660141ZZZZZZZZZ
7	BB7826058107660141ZZZZZZZZZ
8	BB7826058108660141ZZZZZZZZZ
9	BB7826058109660141ZZZZZZZZZ
10	BB7826058110660141ZZZZZZZZZ
11	BB7826058111660141ZZZZZZZZZ
12	BB7826058112660141ZZZZZZZZZ
13	BB7826058113660141ZZZZZZZZZ

SLIMLINE ROUND SHELVING SYSTEM

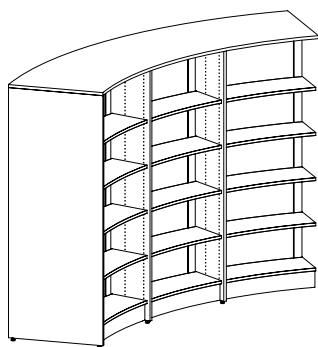
LEFT END SECTION - ADJUSTABLE FEET - 18°

Last part of shelving system with left wooden end panel, intermediate panels, wooden back panels, wooden shelves without backedge, wooden top plates, wooden plinths and fittings. Number of shelves are calculated for optimal shelf spacing for fiction.

Height 1820 mm (5 inner and 5 outer shelves in each bay + overlaying top plate/shelves)

D300 mm.

Drawing below shows 3 bays.

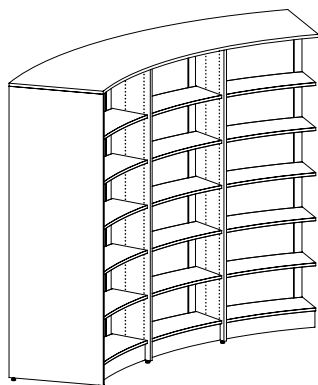


No. of bays	Item no. Veneer
1	BB7826088101660151ZZZZZZZZZ
2	BB7826088102660151ZZZZZZZZZ
3	BB7826088103660151ZZZZZZZZZ
4	BB7826088104660151ZZZZZZZZZ
5	BB7826088105660151ZZZZZZZZZ
6	BB7826088106660151ZZZZZZZZZ
7	BB7826088107660151ZZZZZZZZZ
8	BB7826088108660151ZZZZZZZZZ
9	BB7826088109660151ZZZZZZZZZ
10	BB7826088110660151ZZZZZZZZZ
11	BB7826088111660151ZZZZZZZZZ
12	BB7826088112660151ZZZZZZZZZ
13	BB7826088113660151ZZZZZZZZZ

Height 2120 mm (6 inner and 6 outer shelves in each bay + overlaying top plate/shelves)

D300 mm.

Drawing below shows 3 bays.



No. of bays	Item no. Veneer
1	BB7826018101660161ZZZZZZZZZ
2	BB7826018102660161ZZZZZZZZZ
3	BB7826018103660161ZZZZZZZZZ
4	BB7826018104660161ZZZZZZZZZ
5	BB7826018105660161ZZZZZZZZZ
6	BB7826018106660161ZZZZZZZZZ
7	BB7826018107660161ZZZZZZZZZ
8	BB7826018108660161ZZZZZZZZZ
9	BB7826018109660161ZZZZZZZZZ
10	BB7826018110660161ZZZZZZZZZ
11	BB7826018111660161ZZZZZZZZZ
12	BB7826018112660161ZZZZZZZZZ
13	BB7826018113660161ZZZZZZZZZ

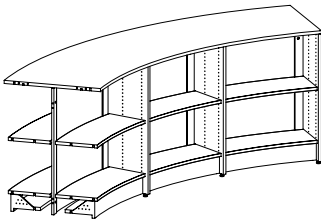
SLIMLINE ROUND SHELVING SYSTEM

RIGHT END SECTION - ADJUSTABLE FEET - 18°

Last part of shelving system with right wooden end panel, intermediate panels, wooden back panels, wooden shelves without backedge, wooden top plates, wooden plinths and fittings. Number of shelves are calculated for optimal shelf spacing for fiction.

Height 920 mm (2 inner and 2 outer shelves in each bay + overlaying top plate/shelves)

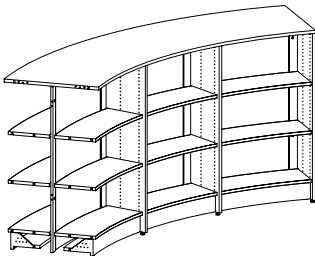
D300 mm.
Drawing below shows 3 bays.



No. of bays	Item no. Veneer
1	BB7826078201660121ZZZZZZZZZ
2	BB7826078202660121ZZZZZZZZZ
3	BB7826078203660121ZZZZZZZZZ
4	BB7826078204660121ZZZZZZZZZ
5	BB7826078205660121ZZZZZZZZZ
6	BB7826078206660121ZZZZZZZZZ
7	BB7826078207660121ZZZZZZZZZ
8	BB7826078208660121ZZZZZZZZZ
9	BB7826078209660121ZZZZZZZZZ
10	BB7826078210660121ZZZZZZZZZ
11	BB7826078211660121ZZZZZZZZZ
12	BB7826078212660121ZZZZZZZZZ
13	BB7826078213660121ZZZZZZZZZ

Height 1220 mm (3 inner and 3 outer shelves in each bay + overlaying top plate/shelves)

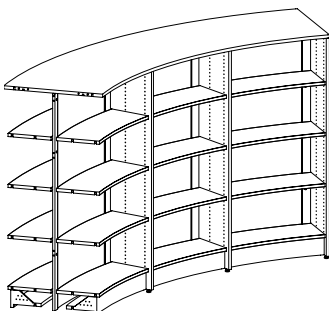
D300 mm.
Drawing below shows 3 bays.



No. of bays	Item no. Veneer
1	BB7826028201660131ZZZZZZZZZ
2	BB7826028202660131ZZZZZZZZZ
3	BB7826028203660131ZZZZZZZZZ
4	BB7826028204660131ZZZZZZZZZ
5	BB7826028205660131ZZZZZZZZZ
6	BB7826028206660131ZZZZZZZZZ
7	BB7826028207660131ZZZZZZZZZ
8	BB7826028208660131ZZZZZZZZZ
9	BB7826028209660131ZZZZZZZZZ
10	BB7826028210660131ZZZZZZZZZ
11	BB7826028211660131ZZZZZZZZZ
12	BB7826028212660131ZZZZZZZZZ
13	BB7826028213660131ZZZZZZZZZ

Height 1520 mm (4 inner and 4 outer shelves in each bay + overlaying top plate/shelves)

D300 mm.
Drawing below shows 3 bays.



No. of bays	Item no. Veneer
1	BB7826058201660141ZZZZZZZZZ
2	BB7826058202660141ZZZZZZZZZ
3	BB7826058203660141ZZZZZZZZZ
4	BB7826058204660141ZZZZZZZZZ
5	BB7826058205660141ZZZZZZZZZ
6	BB7826058206660141ZZZZZZZZZ
7	BB7826058207660141ZZZZZZZZZ
8	BB7826058208660141ZZZZZZZZZ
9	BB7826058209660141ZZZZZZZZZ
10	BB7826058210660141ZZZZZZZZZ
11	BB7826058211660141ZZZZZZZZZ
12	BB7826058212660141ZZZZZZZZZ
13	BB7826058213660141ZZZZZZZZZ

SLIMLINE ROUND SHELVING SYSTEM

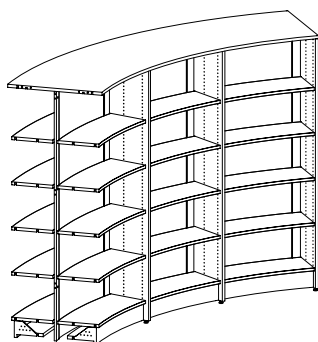
RIGHT END SECTION - ADJUSTABLE FEET - 18°

Last part of shelving system with right wooden end panel, intermediate panels, wooden back panels, wooden shelves without backedge, wooden top plates, wooden plinths and fittings. Number of shelves are calculated for optimal shelf spacing for fiction.

Height 1820 mm (5 inner and 5 outer shelves in each bay + overlaying top plate/shelves)

D300 mm.

Drawing below shows 3 bays.

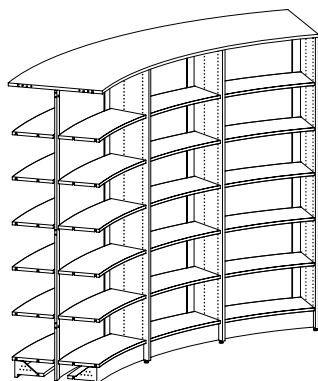


No. of bays	Item no. Veneer
1	BB7826088201660151ZZZZZZZZZ
2	BB7826088202660151ZZZZZZZZZ
3	BB7826088203660151ZZZZZZZZZ
4	BB7826088204660151ZZZZZZZZZ
5	BB7826088205660151ZZZZZZZZZ
6	BB7826088206660151ZZZZZZZZZ
7	BB7826088207660151ZZZZZZZZZ
8	BB7826088208660151ZZZZZZZZZ
9	BB7826088209660151ZZZZZZZZZ
10	BB7826088210660151ZZZZZZZZZ
11	BB7826088211660151ZZZZZZZZZ
12	BB7826088212660151ZZZZZZZZZ
13	BB7826088213660151ZZZZZZZZZ

Height 2120 mm (6 inner and 6 outer shelves in each bay + overlaying top plate/shelves)

D300 mm.

Drawing below shows 3 bays.



No. of bays	Item no. Veneer
1	BB7826018201660161ZZZZZZZZZ
2	BB7826018202660161ZZZZZZZZZ
3	BB7826018203660161ZZZZZZZZZ
4	BB7826018204660161ZZZZZZZZZ
5	BB7826018205660161ZZZZZZZZZ
6	BB7826018206660161ZZZZZZZZZ
7	BB7826018207660161ZZZZZZZZZ
8	BB7826018208660161ZZZZZZZZZ
9	BB7826018209660161ZZZZZZZZZ
10	BB7826018210660161ZZZZZZZZZ
11	BB7826018211660161ZZZZZZZZZ
12	BB7826018212660161ZZZZZZZZZ
13	BB7826018213660161ZZZZZZZZZ

SLIMLINE ROUND SHELVING SYSTEM

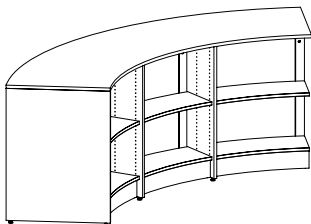
LEFT END SECTION - ADJUSTABLE FEET - 26°

Last part of shelving system with left wooden end panel, intermediate panels, wooden back panels, wooden shelves without backedge, wooden top plates, wooden plinths and fittings. Number of shelves are calculated for optimal shelf spacing for fiction.

Height 920 mm (2 inner and 2 outer shelves in each bay + overlaying top plate/shelves)

D300 mm.

Drawing below shows 3 bays.

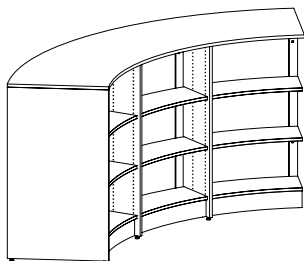


No. of bays	Item no. Veneer
1	BB7826076101660121ZZZZZZZZZ
2	BB7826076102660121ZZZZZZZZZ
3	BB7826076103660121ZZZZZZZZZ
4	BB7826076104660121ZZZZZZZZZ
5	BB7826076105660121ZZZZZZZZZ
6	BB7826076106660121ZZZZZZZZZ
7	BB7826076107660121ZZZZZZZZZ
8	BB7826076108660121ZZZZZZZZZ
9	BB7826076109660121ZZZZZZZZZ

Height 1220 mm (3 inner and 3 outer shelves in each bay + overlaying top plate/shelves)

D300 mm.

Drawing below shows 3 bays.

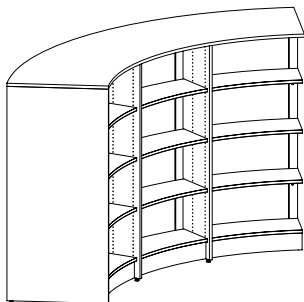


No. of bays	Item no. Veneer
1	BB7826026101660131ZZZZZZZZZ
2	BB7826026102660131ZZZZZZZZZ
3	BB7826026103660131ZZZZZZZZZ
4	BB7826026104660131ZZZZZZZZZ
5	BB7826026105660131ZZZZZZZZZ
6	BB7826026106660131ZZZZZZZZZ
7	BB7826026107660131ZZZZZZZZZ
8	BB7826026108660131ZZZZZZZZZ
9	BB7826026109660131ZZZZZZZZZ

Height 1520 mm (4 inner and 4 outer shelves in each bay + overlaying top plate/shelves)

D300 mm.

Drawing below shows 3 bays.



No. of bays	Item no. Veneer
1	BB7826056101660141ZZZZZZZZZ
2	BB7826056102660141ZZZZZZZZZ
3	BB7826056103660141ZZZZZZZZZ
4	BB7826056104660141ZZZZZZZZZ
5	BB7826056105660141ZZZZZZZZZ
6	BB7826056106660141ZZZZZZZZZ
7	BB7826056107660141ZZZZZZZZZ
8	BB7826056108660141ZZZZZZZZZ
9	BB7826056109660141ZZZZZZZZZ

SLIMLINE ROUND SHELVING SYSTEM

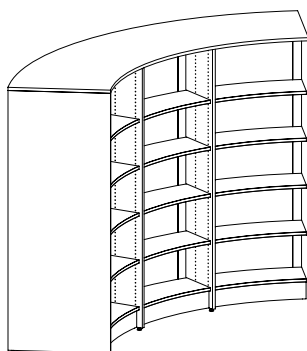
LEFT END SECTION - ADJUSTABLE FEET - 26°

Last part of shelving system with left wooden end panel, intermediate panels, wooden back panels, wooden shelves without backedge, wooden top plates, wooden plinths and fittings. Number of shelves are calculated for optimal shelf spacing for fiction.

Height 1820 mm (5 inner and 5 outer shelves in each bay + overlaying top plate/shelves)

D300 mm.

Drawing below shows 3 bays.

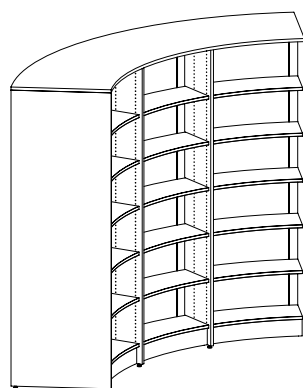


No. of bays	Item no. Veneer
1	BB7826086101660151ZZZZZZZZZ2
2	BB7826086102660151ZZZZZZZZZ2
3	BB7826086103660151ZZZZZZZZZ2
4	BB7826086104660151ZZZZZZZZZ2
5	BB7826086105660151ZZZZZZZZZ2
6	BB7826086106660151ZZZZZZZZZ2
7	BB7826086107660151ZZZZZZZZZ2
8	BB7826086108660151ZZZZZZZZZ2
9	BB7826086109660151ZZZZZZZZZ2

Height 2120 mm (6 inner and 6 outer shelves in each bay + overlaying top plate/shelves)

D300 mm.

Drawing below shows 3 bays.



No. of bays	Item no. Veneer
1	BB7826016101660161ZZZZZZZZZ2
2	BB7826016102660161ZZZZZZZZZ2
3	BB7826016103660161ZZZZZZZZZ2
4	BB7826016104660161ZZZZZZZZZ2
5	BB7826016105660161ZZZZZZZZZ2
6	BB7826016106660161ZZZZZZZZZ2
7	BB7826016107660161ZZZZZZZZZ2
8	BB7826016108660161ZZZZZZZZZ2
9	BB7826016109660161ZZZZZZZZZ2

SLIMLINE ROUND SHELVING SYSTEM

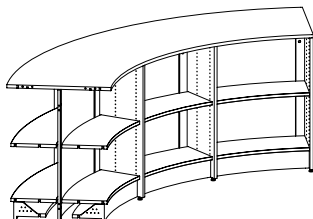
RIGHT END SECTION - ADJUSTABLE FEET - 26°

Last part of shelving system with right wooden end panel, intermediate panels, wooden back panels, wooden shelves without backedge, wooden top plates, wooden plinths and fittings. Number of shelves are calculated for optimal shelf spacing for fiction.

Height 920 mm (2 inner and 2 outer shelves in each bay + overlaying top plate/shelves)

D300 mm.

Drawing below shows 3 bays.

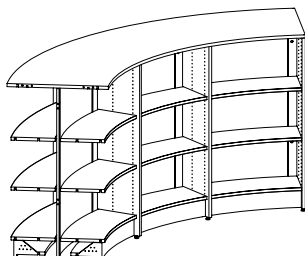


No. of bays	Item no. Veneer
1	BB7826076201660121ZZZZZZZZZ
2	BB7826076202660121ZZZZZZZZZ
3	BB7826076203660121ZZZZZZZZZ
4	BB7826076204660121ZZZZZZZZZ
5	BB7826076205660121ZZZZZZZZZ
6	BB7826076206660121ZZZZZZZZZ
7	BB7826076207660121ZZZZZZZZZ
8	BB7826076208660121ZZZZZZZZZ
9	BB7826076209660121ZZZZZZZZZ

Height 1220 mm (3 inner and 3 outer shelves in each bay + overlaying top plate/shelves)

D300 mm.

Drawing below shows 3 bays.

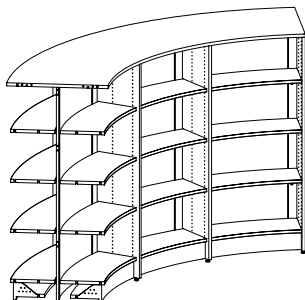


No. of bays	Item no. Veneer
1	BB7826026201660131ZZZZZZZZZ
2	BB7826026202660131ZZZZZZZZZ
3	BB7826026203660131ZZZZZZZZZ
4	BB7826026204660131ZZZZZZZZZ
5	BB7826026205660131ZZZZZZZZZ
6	BB7826026206660131ZZZZZZZZZ
7	BB7826026207660131ZZZZZZZZZ
8	BB7826026208660131ZZZZZZZZZ
9	BB7826026209660131ZZZZZZZZZ

Height 1520 mm (4 inner and 4 outer shelves in each bay + overlaying top plate/shelves)

D300 mm.

Drawing below shows 3 bays.



No. of bays	Item no. Veneer
1	BB7826056201660141ZZZZZZZZZ
2	BB7826056202660141ZZZZZZZZZ
3	BB7826056203660141ZZZZZZZZZ
4	BB7826056204660141ZZZZZZZZZ
5	BB7826056205660141ZZZZZZZZZ
6	BB7826056206660141ZZZZZZZZZ
7	BB7826056207660141ZZZZZZZZZ
8	BB7826056208660141ZZZZZZZZZ
9	BB7826056209660141ZZZZZZZZZ

SLIMLINE ROUND SHELVING SYSTEM

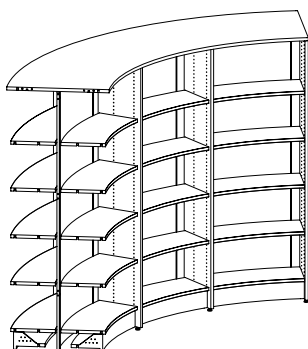
RIGHT END SECTION - ADJUSTABLE FEET - 26°

Last part of shelving system with right wooden end panel, intermediate panels, wooden back panels, wooden shelves without backedge, wooden top plates, wooden plinths and fittings. Number of shelves are calculated for optimal shelf spacing for fiction.

Height 1820 mm (5 inner and 5 outer shelves in each bay + overlaying top plate/shelves)

D300 mm.

Drawing below shows 3 bays.

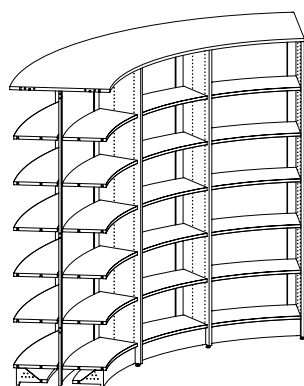


No. of bays	Item no. Veneer
1	BB7826086201660151ZZZZZZZZZ2
2	BB7826086202660151ZZZZZZZZZ2
3	BB7826086203660151ZZZZZZZZZ2
4	BB7826086204660151ZZZZZZZZZ2
5	BB7826086205660151ZZZZZZZZZ2
6	BB7826086206660151ZZZZZZZZZ2
7	BB7826086207660151ZZZZZZZZZ2
8	BB7826086208660151ZZZZZZZZZ2
9	BB7826086209660151ZZZZZZZZZ2

Height 2120 mm (6 inner and 6 outer shelves in each bay + overlaying top plate/shelves)

D300 mm.

Drawing below shows 3 bays.



No. of bays	Item no. Veneer
1	BB7826016201660161ZZZZZZZZZ2
2	BB7826016202660161ZZZZZZZZZ2
3	BB7826016203660161ZZZZZZZZZ2
4	BB7826016204660161ZZZZZZZZZ2
5	BB7826016205660161ZZZZZZZZZ2
6	BB7826016206660161ZZZZZZZZZ2
7	BB7826016207660161ZZZZZZZZZ2
8	BB7826016208660161ZZZZZZZZZ2
9	BB7826016209660161ZZZZZZZZZ2

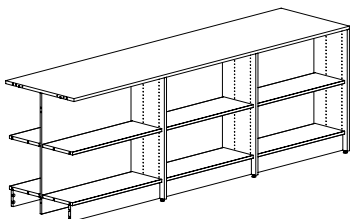
SLIMLINE STRAIGHT SHELVING SYSTEM

END SECTION - ADJUSTABLE FEET - STRAIGHT

Last part of shelving system with wooden end panel, intermediate panels, wooden back panels, wooden shelves without backedge, wooden top plates, wooden plinths and fittings. Number of shelves are calculated for optimal shelf spacing for fiction.

Height 920 mm (2 inner and 2 outer shelves in each bay + overlaying top plate/shelves)

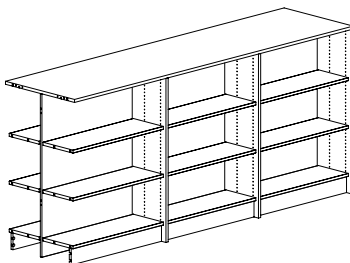
D300 x W900 mm. Straight modules available in other depths and widths, contact Customer Service. Drawing below shows 3 bays.



No. of bays	Item no. Veneer
1	BB7826373940166090421 ZZZZZZZZZZ
2	BB7826373940266090421 ZZZZZZZZZZ
3	BB7826373940366090421 ZZZZZZZZZZ
4	BB7826373940466090421 ZZZZZZZZZZ
5	BB7826373940566090421 ZZZZZZZZZZ
6	BB7826373940666090421 ZZZZZZZZZZ
7	BB7826373940766090421 ZZZZZZZZZZ
8	BB7826373940866090421 ZZZZZZZZZZ
9	BB7826373940966090421 ZZZZZZZZZZ

Height 1220 mm (3 inner and 3 outer shelves in each bay + overlaying top plate/shelves)

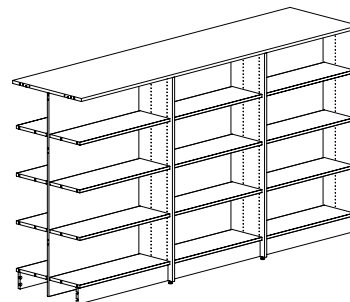
D300 x W900 mm. Straight modules available in other depths and widths, contact Customer Service. Drawing below shows 3 bays.



No. of bays	Item no. Veneer
1	BB7826323940166090431 ZZZZZZZZZZ
2	BB7826323940266090431 ZZZZZZZZZZ
3	BB7826323940366090431 ZZZZZZZZZZ
4	BB7826323940466090431 ZZZZZZZZZZ
5	BB7826323940566090431 ZZZZZZZZZZ
6	BB7826323940666090431 ZZZZZZZZZZ
7	BB7826323940766090431 ZZZZZZZZZZ
8	BB7826323940866090431 ZZZZZZZZZZ
9	BB7826323940966090431 ZZZZZZZZZZ

Height 1520 mm (4 inner and 4 outer shelves in each bay + overlaying top plate/shelves)

D300 x W900 mm. Straight modules available in other depths and widths, contact Customer Service. Drawing below shows 3 bays.



No. of bays	Item no. Veneer
1	BB7826353940166090441 ZZZZZZZZZZ
2	BB7826353940266090441 ZZZZZZZZZZ
3	BB7826353940366090441 ZZZZZZZZZZ
4	BB7826353940466090441 ZZZZZZZZZZ
5	BB7826353940566090441 ZZZZZZZZZZ
6	BB7826353940666090441 ZZZZZZZZZZ
7	BB7826353940766090441 ZZZZZZZZZZ
8	BB7826353940866090441 ZZZZZZZZZZ
9	BB7826353940966090441 ZZZZZZZZZZ

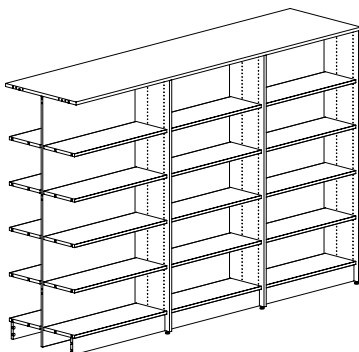
SLIMLINE STRAIGHT SHELVING SYSTEM

END SECTION - ADJUSTABLE FEET - STRAIGHT

Last part of shelving system with wooden end panel, intermediate panels, wooden back panels, wooden shelves without backedge, wooden top plates, wooden plinths and fittings. Number of shelves are calculated for optimal shelf spacing for fiction.

Height 1820 mm (5 inner and 5 outer shelves in each bay + overlaying top plate/shelves)

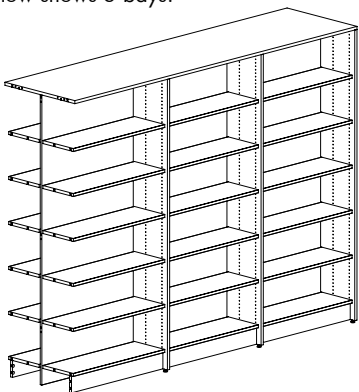
D300 x W900 mm. Straight modules available in other depths and widths, contact Customer Service. Drawing below shows 3 bays.



No. of bays	Item no. Veneer
1	BB7826383940166090451ZZZZZZZZZ2
2	BB7826383940266090451ZZZZZZZZZ2
3	BB7826383940366090451ZZZZZZZZZ2
4	BB7826383940466090451ZZZZZZZZZ2
5	BB7826383940566090451ZZZZZZZZZ2
6	BB7826383940666090451ZZZZZZZZZ2
7	BB7826383940766090451ZZZZZZZZZ2
8	BB7826383940866090451ZZZZZZZZZ2
9	BB7826383940966090451ZZZZZZZZZ2

Height 2120 mm (6 inner and 6 outer shelves in each bay + overlaying top plate/shelves)

D300 x W900 mm. Straight modules available in other depths and widths, contact Customer Service. Drawing below shows 3 bays.



No. of bays	Item no. Veneer
1	BB7826313940166090461ZZZZZZZZZ2
2	BB7826313940266090461ZZZZZZZZZ2
3	BB7826313940366090461ZZZZZZZZZ2
4	BB7826313940466090461ZZZZZZZZZ2
5	BB7826313940566090461ZZZZZZZZZ2
6	BB7826313940666090461ZZZZZZZZZ2
7	BB7826313940766090461ZZZZZZZZZ2
8	BB7826313940866090461ZZZZZZZZZ2
9	BB7826313940966090461ZZZZZZZZZ2



Seljord Public Library, Norway



Narvik Public Library, Norway



Narvik Public Library, Norway



Holmestrand Public Library, Norway

SLIMLINE ROUND SHELVING SYSTEM

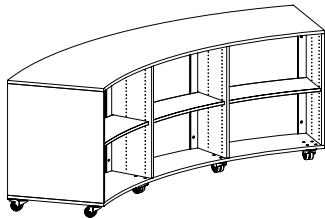
FREESTANDING SECTION - CASTORS - 18°

Complete shelving system with 2 wooden end panels, intermediate panels, wooden back panels, wooden shelves without backedge, wooden top plates, wooden castorplate and fittings. Number of shelves are calculated for optimal shelf spacing for fiction.

Height 920 mm (castor plate, 1 inner and 1 outer shelf in each bay + overlaying top plate)

D300 mm.

Drawing below shows 3 bays.

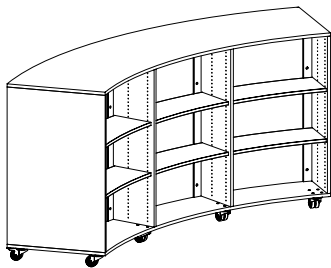


No. of bays	Item no. Veneer
1	BB782667801950111
2	BB782667802950111
3	BB782667803950111

Height 1220 mm (castor plate, 2 inner and 2 outer shelves in each bay + overlaying top plate)

D300 mm.

Drawing below shows 3 bays.

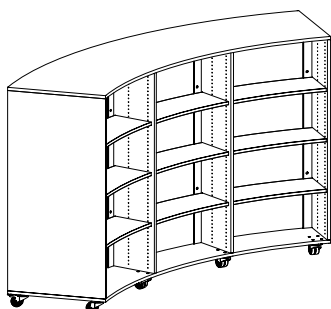


No. of bays	Item no. Veneer
1	BB782662801950121
2	BB782662802950121
3	BB782662803950121

Height 1520 mm (castor plate, 3 inner and 3 outer shelves in each bay + overlaying top plate)

D300 mm.

Drawing below shows 3 bays.



No. of bays	Item no. Veneer
1	BB782665801950131
2	BB782665802950131
3	BB782665803950131

SLIMLINE ROUND SHELVING SYSTEM

FREESTANDING SECTION - CASTORS - 26°

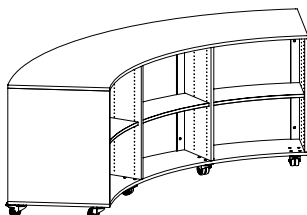
Complete shelving system with 2 wooden end panels, intermediate panels, wooden back panels, wooden shelves without backedge, wooden top plates, wooden castorplate and fittings. Number of shelves are calculated for optimal shelf spacing for fiction.

Height 920 mm (castor plate, 1 inner and 1 outer shelf in each bay + overlaying top plate)

D300 mm.

Drawing below shows 3 bays.

No. of bays	Item no. Veneer
1	BB782667601950111
2	BB782667602950111
3	BB782667603950111

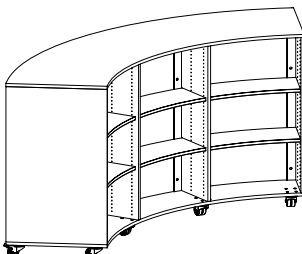


Height 1220 mm (castor plate, 2 inner and 2 outer shelves in each bay + overlaying top plate)

D300 mm.

Drawing below shows 3 bays.

No. of bays	Item no. Veneer
1	BB782662601950121
2	BB782662602950121
3	BB782662603950121

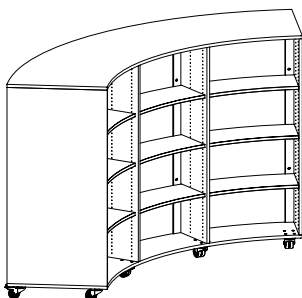


Height 1520 mm (castor plate, 3 inner and 3 outer shelf in each bay + overlaying top plate)

D300 mm.

Drawing below shows 3 bays.

No. of bays	Item no. Veneer
1	BB782665601950131
2	BB782665602950131
3	BB782665603950131



SLIMLINE STRAIGHT SHELVING SYSTEM

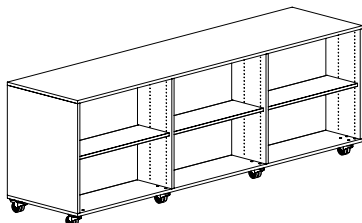
FREESTANDING SECTION - CASTORS - STRAIGHT

Complete shelving system with 2 wooden end panels, intermediate panels, wooden back panels, wooden shelves without backedge, wooden top plates, wooden castorplate and fittings. Number of shelves are calculated for optimal shelf spacing for fiction.

Height 920 mm (castor plate, 1 inner and 1 outer shelf in each bay + overlaying top plate)

D300 x W900 mm. Straight modules available in other depths and widths, contact Customer Service. Drawing below shows 3 bays.

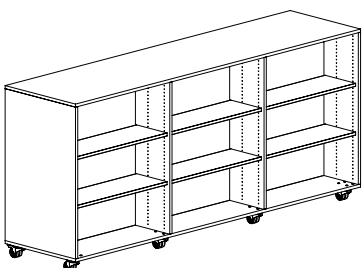
No. of bays	Item no. Veneer
1	BB782697390195090411
2	BB782697390295090411
3	BB782697390395090411



Height 1220 mm (castor plate, 2 inner and 2 outer shelves in each bay + overlaying top plate)

D300 x W900 mm. Straight modules available in other depths and widths, contact Customer Service. Drawing below shows 3 bays.

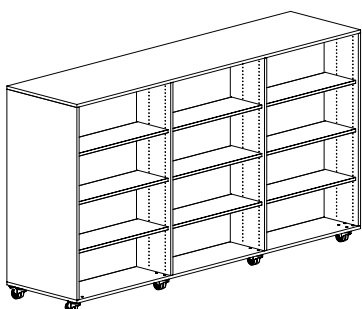
No. of bays	Item no. Veneer
1	BB782692390195090421
2	BB782692390295090421
3	BB782692390395090421



Height 1520 mm (castor plate, 3 inner and 3 outer shelves in each bay + overlaying top plate)

D300 x W900 mm. Straight modules available in other depths and widths, contact Customer Service. Drawing below shows 3 bays.

No. of bays	Item no. Veneer
1	BB782695390195090431
2	BB782695390295090431
3	BB782695390395090431





Kongsberg Public Library, Norway



Kongsberg Public Library, Norway

FRONTLINE ROUND SHELVING SYSTEM (FSC)

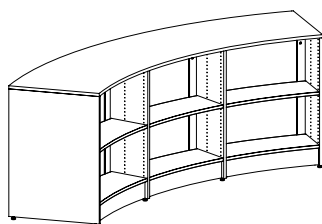
FREESTANDING SECTION - ADJUSTABLE FEET - 18°

Complete shelving system with 2 wooden end panels, intermediate panels, wooden back panels, wooden shelves without backedge, wooden top plates, wooden plinths and fittings. Number of shelves are calculated for optimal shelf spacing for fiction.

Height 920 mm (2 inner and 2 outer shelves in each bay + overlaying top plate/shelves)

D300 mm.

Drawing below shows 3 bays.

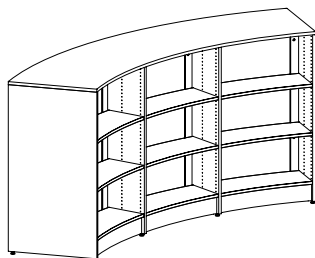


No. of bays	Item no. Veneer
1	BB783607850166121ZZZZZZZZZ1
2	BB783607850266121ZZZZZZZZZ1
3	BB783607850366121ZZZZZZZZZ1
4	BB783607850466121ZZZZZZZZZ1
5	BB783607850566121ZZZZZZZZZ1
6	BB783607850666121ZZZZZZZZZ1
7	BB783607850766121ZZZZZZZZZ1
8	BB783607850866121ZZZZZZZZZ1
9	BB783607850966121ZZZZZZZZZ1
10	BB783607851066121ZZZZZZZZZ1
11	BB783607851166121ZZZZZZZZZ1
12	BB783607851266121ZZZZZZZZZ1
13	BB783607851366121ZZZZZZZZZ1
14	BB783607851466121ZZZZZZZZZ1
15	BB783607851566121ZZZZZZZZZ1
16	BB783607851666121ZZZZZZZZZ1
17	BB783607851766121ZZZZZZZZZ1
18	BB783607851866121ZZZZZZZZZ1

Height 1220 mm (3 inner and 3 outer shelves in each bay + overlaying top plate)

D300 mm.

Drawing below shows 3 bays.



No. of bays	Item no. Veneer
1	BB783602850166131ZZZZZZZZZ1
2	BB783602850266131ZZZZZZZZZ1
3	BB783602850366131ZZZZZZZZZ1
4	BB783602850466131ZZZZZZZZZ1
5	BB783602850566131ZZZZZZZZZ1
6	BB783602850666131ZZZZZZZZZ1
7	BB783602850766131ZZZZZZZZZ1
8	BB783602850866131ZZZZZZZZZ1
9	BB783602850966131ZZZZZZZZZ1
10	BB783602851066131ZZZZZZZZZ1
11	BB783602851166131ZZZZZZZZZ1
12	BB783602851266131ZZZZZZZZZ1
13	BB783602851366131ZZZZZZZZZ1
14	BB783602851466131ZZZZZZZZZ1
15	BB783602851566131ZZZZZZZZZ1
16	BB783602851666131ZZZZZZZZZ1
17	BB783602851766131ZZZZZZZZZ1
18	BB783602851866131ZZZZZZZZZ1

FRONTLINE ROUND SHELVING SYSTEM (FSC)

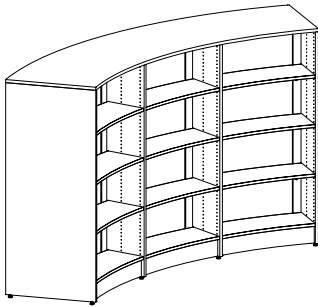
FREESTANDING SECTION - ADJUSTABLE FEET - 18°

Complete shelving system with 2 wooden end panels, intermediate panels, wooden back panels, wooden shelves without backedge, wooden top plates, wooden plinths and fittings. Number of shelves are calculated for optimal shelf spacing for fiction.

Height 1520 mm (4 inner and 4 outer shelves in each bay + overlaying top plate/shelves)

D300 mm.

Drawing below shows 3 bays.

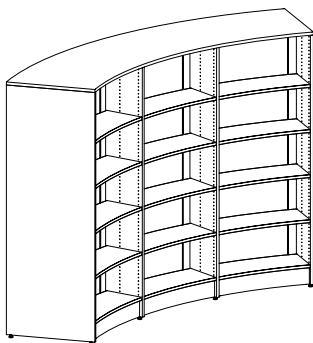


No. of bays	Item no. Veneer
1	BB783605850166141ZZZZZZZZZ1
2	BB783605850266141ZZZZZZZZZ1
3	BB783605850366141ZZZZZZZZZ1
4	BB783605850466141ZZZZZZZZZ1
5	BB783605850566141ZZZZZZZZZ1
6	BB783605850666141ZZZZZZZZZ1
7	BB783605850766141ZZZZZZZZZ1
8	BB783605850866141ZZZZZZZZZ1
9	BB783605850966141ZZZZZZZZZ1
10	BB783605851066141ZZZZZZZZZ1
11	BB783605851166141ZZZZZZZZZ1
12	BB783605851266141ZZZZZZZZZ1
13	BB783605851366141ZZZZZZZZZ1
14	BB783605851466141ZZZZZZZZZ1
15	BB783605851566141ZZZZZZZZZ1
16	BB783605851666141ZZZZZZZZZ1
17	BB783605851766141ZZZZZZZZZ1
18	BB783605851866141ZZZZZZZZZ1

Height 1820 mm (5 inner and 5 outer shelves in each bay + overlaying top plate/shelves)

D300 mm.

Drawing below shows 3 bays.



No. of bays	Item no. Veneer
1	BB783608850166151ZZZZZZZZZ1
2	BB783608850266151ZZZZZZZZZ1
3	BB783608850366151ZZZZZZZZZ1
4	BB783608850466151ZZZZZZZZZ1
5	BB783608850566151ZZZZZZZZZ1
6	BB783608850666151ZZZZZZZZZ1
7	BB783608850766151ZZZZZZZZZ1
8	BB783608850866151ZZZZZZZZZ1
9	BB783608850966151ZZZZZZZZZ1
10	BB783608851066151ZZZZZZZZZ1
11	BB783608851166151ZZZZZZZZZ1
12	BB783608851266151ZZZZZZZZZ1
13	BB783608851366151ZZZZZZZZZ1
14	BB783608851466151ZZZZZZZZZ1
15	BB783608851566151ZZZZZZZZZ1
16	BB783608851666151ZZZZZZZZZ1
17	BB783608851766151ZZZZZZZZZ1
18	BB783608851866151ZZZZZZZZZ1

FRONTLINE ROUND SHELVING SYSTEM (FSC)

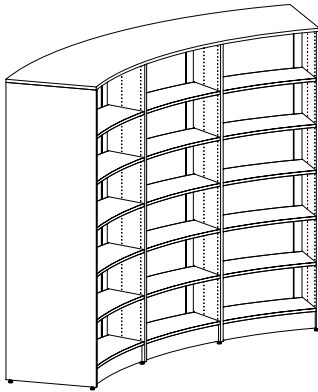
FREESTANDING SECTION - ADJUSTABLE FEET - 18°

Complete shelving system with 2 wooden end panels, intermediate panels, wooden back panels, wooden shelves without backedge, wooden top plates, wooden plinths and fittings. Number of shelves are calculated for optimal shelf spacing for fiction.

Height 2120 mm (6 inner and 6 outer shelves in each bay + overlaying top plate/shelves)

D300 mm.

Drawing below shows 3 bays.



No. of bays	Item no. Veneer
1	BB783601850166161ZZZZZZZZZ1
2	BB783601850266161ZZZZZZZZZ1
3	BB783601850366161ZZZZZZZZZ1
4	BB783601850466161ZZZZZZZZZ1
5	BB783601850566161ZZZZZZZZZ1
6	BB783601850666161ZZZZZZZZZ1
7	BB783601850766161ZZZZZZZZZ1
8	BB783601850866161ZZZZZZZZZ1
9	BB783601850966161ZZZZZZZZZ1
10	BB783601851066161ZZZZZZZZZ1
11	BB783601851166161ZZZZZZZZZ1
12	BB783601851266161ZZZZZZZZZ1
13	BB783601851366161ZZZZZZZZZ1
14	BB783601851466161ZZZZZZZZZ1
15	BB783601851566161ZZZZZZZZZ1
16	BB783601851666161ZZZZZZZZZ1
17	BB783601851766161ZZZZZZZZZ1
18	BB783601851866161ZZZZZZZZZ1

FRONTLINE ROUND SHELVING SYSTEM (FSC)

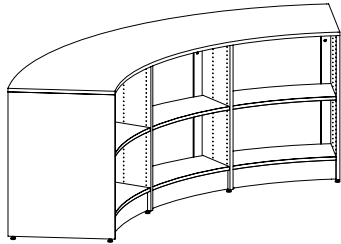
FREESTANDING SECTION - ADJUSTABLE FEET - 26°

Complete shelving system with 2 wooden end panels, intermediate panels, wooden back panels, wooden shelves without backedge, wooden top plates, wooden plinths and fittings. Number of shelves are calculated for optimal shelf spacing for fiction.

Height 920 mm (2 inner and 2 outer shelves in each bay + overlaying top plate/shelves)

D300 mm.

Drawing below shows 3 bays.



No. of
bays

- 1
- 2
- 3
- 4
- 5
- 6
- 7
- 8
- 9
- 10
- 11
- 12

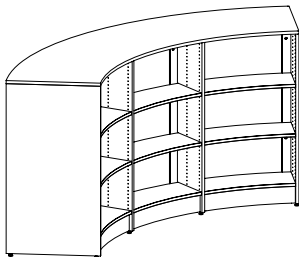
Item no.
Veneer

- BB783607650166121ZZZZZZZZ1
- BB783607650266121ZZZZZZZZ1
- BB783607650366121ZZZZZZZZ1
- BB783607650466121ZZZZZZZZ1
- BB783607650566121ZZZZZZZZ1
- BB783607650666121ZZZZZZZZ1
- BB783607650766121ZZZZZZZZ1
- BB783607650866121ZZZZZZZZ1
- BB783607650966121ZZZZZZZZ1
- BB783607651066121ZZZZZZZZ1
- BB783607651166121ZZZZZZZZ1
- BB783607651266121ZZZZZZZZ1

Height 1220 mm (3 inner and 3 outer shelves in each bay + overlaying top plate)

D300 mm.

Drawing below shows 3 bays.



No. of
bays

- 1
- 2
- 3
- 4
- 5
- 6
- 7
- 8
- 9
- 10
- 11
- 12

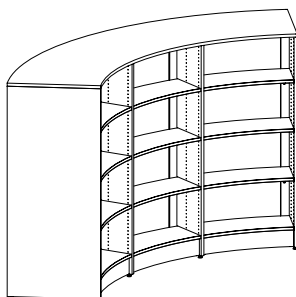
Item no.
Veneer

- BB783602650166131ZZZZZZZZ1
- BB783602650266131ZZZZZZZZ1
- BB783602650366131ZZZZZZZZ1
- BB783602650466131ZZZZZZZZ1
- BB783602650566131ZZZZZZZZ1
- BB783602650666131ZZZZZZZZ1
- BB783602650766131ZZZZZZZZ1
- BB783602650866131ZZZZZZZZ1
- BB783602650966131ZZZZZZZZ1
- BB783602651066131ZZZZZZZZ1
- BB783602651166131ZZZZZZZZ1
- BB783602651266131ZZZZZZZZ1

Height 1520 mm (4 inner and 4 outer shelves in each bay + overlaying top plate/shelves)

D300 mm.

Drawing below shows 3 bays.



No. of
bays

- 1
- 2
- 3
- 4
- 5
- 6
- 7
- 8
- 9
- 10
- 11
- 12

Item no.
Veneer

- BB783605650166141ZZZZZZZZ1
- BB783605650266141ZZZZZZZZ1
- BB783605650366141ZZZZZZZZ1
- BB783605650466141ZZZZZZZZ1
- BB783605650566141ZZZZZZZZ1
- BB783605650666141ZZZZZZZZ1
- BB783605650766141ZZZZZZZZ1
- BB783605650866141ZZZZZZZZ1
- BB783605650966141ZZZZZZZZ1
- BB783605651066141ZZZZZZZZ1
- BB783605651166141ZZZZZZZZ1
- BB783605651266141ZZZZZZZZ1

FRONTLINE ROUND SHELVING SYSTEM (FSC)

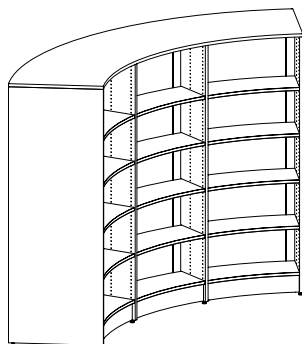
FREESTANDING SECTION - ADJUSTABLE FEET - 26°

Complete shelving system with 2 wooden end panels, intermediate panels, wooden back panels, wooden shelves without backedge, wooden top plates, wooden plinths and fittings. Number of shelves are calculated for optimal shelf spacing for fiction.

Height 1820 mm (5 inner and 5 outer shelves in each bay + overlaying top plate/shelves)

D300 mm.

Drawing below shows 3 bays.

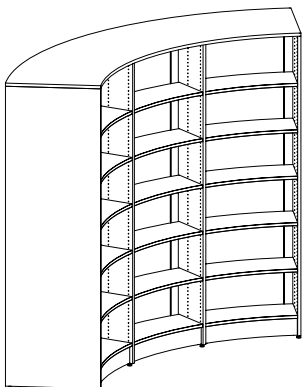


No. of bays	Item no. Veneer
1	BB783608650166151ZZZZZZZZZ1
2	BB783608650266151ZZZZZZZZZ1
3	BB783608650366151ZZZZZZZZZ1
4	BB783608650466151ZZZZZZZZZ1
5	BB783608650566151ZZZZZZZZZ1
6	BB783608650666151ZZZZZZZZZ1
7	BB783608650766151ZZZZZZZZZ1
8	BB783608650866151ZZZZZZZZZ1
9	BB783608650966151ZZZZZZZZZ1
10	BB783608651066151ZZZZZZZZZ1
11	BB783608651166151ZZZZZZZZZ1
12	BB783608651266151ZZZZZZZZZ1

Height 2120 mm (6 inner and 6 outer shelves in each bay + overlaying top plate/shelves)

D300 mm.

Drawing below shows 3 bays.



No. of bays	Item no. Veneer
1	BB783601650166161ZZZZZZZZZ1
2	BB783601650266161ZZZZZZZZZ1
3	BB783601650366161ZZZZZZZZZ1
4	BB783601650466161ZZZZZZZZZ1
5	BB783601650566161ZZZZZZZZZ1
6	BB783601650666161ZZZZZZZZZ1
7	BB783601650766161ZZZZZZZZZ1
8	BB783601650866161ZZZZZZZZZ1
9	BB783601650966161ZZZZZZZZZ1
10	BB783601651066161ZZZZZZZZZ1
11	BB783601651166161ZZZZZZZZZ1
12	BB783601651266161ZZZZZZZZZ1

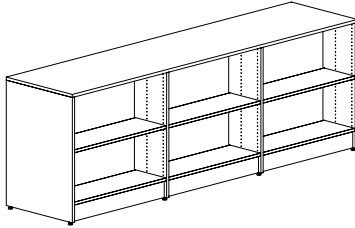
FRONTLINE STRAIGHT SHELVING SYSTEM (FSC)

FREESTANDING SECTION - ADJUSTABLE FEET - STRAIGHT

Complete shelving system with 2 wooden end panels, intermediate panels, wooden back panels, wooden shelves without backedge, wooden top plates, wooden plinths and fittings. Number of shelves are calculated for optimal shelf spacing for fiction.

Height 920 mm (2 inner and 2 outer shelves in each bay + overlaying top plate/shelves)

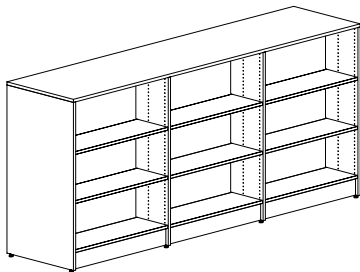
D300 x W900 mm. Straight modules available in other depths and widths, contact Customer Service. Drawing below shows 3 bays.



No. of bays	Item no. Veneer
1	BB7836373950166421ZZZZZZZZ1
2	BB7836373950266421ZZZZZZZZ1
3	BB7836373950366421ZZZZZZZZ1
4	BB7836373950466421ZZZZZZZZ1
5	BB7836373950566421ZZZZZZZZ1
6	BB7836373950666421ZZZZZZZZ1
7	BB7836373950766421ZZZZZZZZ1
8	BB7836373950866421ZZZZZZZZ1
9	BB7836373950966421ZZZZZZZZ1

Height 1220 mm (3 inner and 3 outer shelves in each bay + overlaying top plate/shelves)

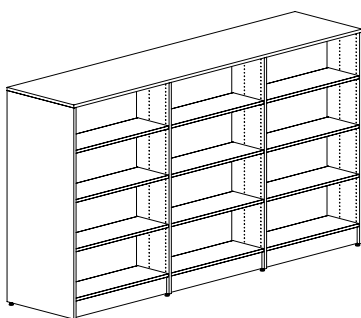
D300 x W900 mm. Straight modules available in other depths and widths, contact Customer Service. Drawing below shows 3 bays.



No. of bays	Item no. Veneer
1	BB7836323950166431ZZZZZZZZ1
2	BB7836323950266431ZZZZZZZZ1
3	BB7836323950366431ZZZZZZZZ1
4	BB7836323950466431ZZZZZZZZ1
5	BB7836323950566431ZZZZZZZZ1
6	BB7836323950666431ZZZZZZZZ1
7	BB7836323950766431ZZZZZZZZ1
8	BB7836323950866431ZZZZZZZZ1
9	BB7836323950966431ZZZZZZZZ1

Height 1520 mm (4 inner and 4 outer shelves in each bay + overlaying top plate/shelves)

D300 x W900 mm. Straight modules available in other depths and widths, contact Customer Service. Drawing below shows 3 bays.



No. of bays	Item no. Veneer
1	BB7836353950166441ZZZZZZZZ1
2	BB7836353950266441ZZZZZZZZ1
3	BB7836353950366441ZZZZZZZZ1
4	BB7836353950466441ZZZZZZZZ1
5	BB7836353950566441ZZZZZZZZ1
6	BB7836353950666441ZZZZZZZZ1
7	BB7836353950766441ZZZZZZZZ1
8	BB7836353950866441ZZZZZZZZ1
9	BB7836353950966441ZZZZZZZZ1

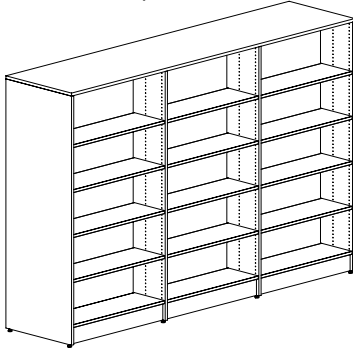
FRONTLINE STRAIGHT SHELVING SYSTEM (FSC)

FREESTANDING SECTION - ADJUSTABLE FEET - STRAIGHT

Complete shelving system with 2 wooden end panels, intermediate panels, wooden back panels, wooden shelves without backedge, wooden top plates, wooden plinths and fittings. Number of shelves are calculated for optimal shelf spacing for fiction.

Height 1820 mm (5 inner and 5 outer shelves in each bay + overlaying top plate/shelves)

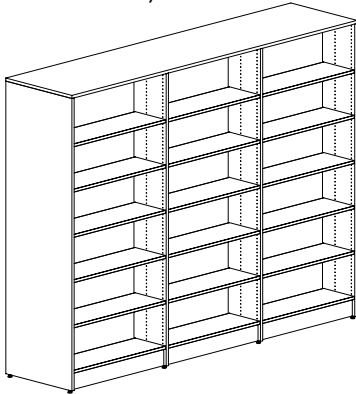
D300 x W900 mm. Straight modules available in other depths and widths, contact Customer Service. Drawing below shows 3 bays.



No. of bays	Item no. Veneer
1	BB7836383950166451ZZZZZZZZ1
2	BB7836383950266451ZZZZZZZZ1
3	BB7836383950366451ZZZZZZZZ1
4	BB7836383950466451ZZZZZZZZ1
5	BB7836383950566451ZZZZZZZZ1
6	BB7836383950666451ZZZZZZZZ1
7	BB7836383950766451ZZZZZZZZ1
8	BB7836383950866451ZZZZZZZZ1
9	BB7836383950966451ZZZZZZZZ1

Height 2120 mm (6 inner and 6 outer shelves in each bay + overlaying top plate/shelves)

D300 x W900 mm. Straight modules available in other depths and widths, contact Customer Service. Drawing below shows 3 bays.



No. of bays	Item no. Veneer
1	BB7836313950166461ZZZZZZZZ1
2	BB7836313950266461ZZZZZZZZ1
3	BB7836313950366461ZZZZZZZZ1
4	BB7836313950466461ZZZZZZZZ1
5	BB7836313950566461ZZZZZZZZ1
6	BB7836313950666461ZZZZZZZZ1
7	BB7836313950766461ZZZZZZZZ1
8	BB7836313950866461ZZZZZZZZ1
9	BB7836313950966461ZZZZZZZZ1

FRONTLINE ROUND SHELVING SYSTEM (FSC)

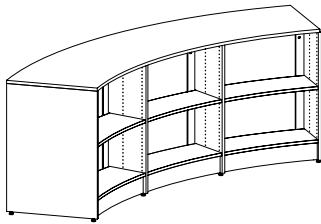
LEFT STARTER SECTION - ADJUSTABLE FEET - 18°

First part of shelving system with left wooden end panel, intermediate panels, wooden back panels, wooden shelves without backedge, wooden top plates, wooden plinths and fittings. Number of shelves are calculated for optimal shelf spacing for fiction.

Height 920 mm (2 inner and 2 outer shelves in each bay + overlaying top plate/shelves)

D300 mm.

Drawing below shows 3 bays.

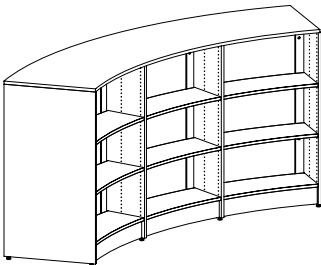


No. of bays	Item no. Veneer
1	BB783607810166121ZZZZZZZZZ1
2	BB783607810266121ZZZZZZZZZ1
3	BB783607810366121ZZZZZZZZZ1
4	BB783607810466121ZZZZZZZZZ1
5	BB783607810566121ZZZZZZZZZ1
6	BB783607810666121ZZZZZZZZZ1
7	BB783607810766121ZZZZZZZZZ1
8	BB783607810866121ZZZZZZZZZ1
9	BB783607810966121ZZZZZZZZZ1
10	BB783607811066121ZZZZZZZZZ1
11	BB783607811166121ZZZZZZZZZ1
12	BB783607811266121ZZZZZZZZZ1
13	BB783607811366121ZZZZZZZZZ1

Height 1220 mm (3 inner and 3 outer shelves in each bay + overlaying top plate/shelves)

D300 mm.

Drawing below shows 3 bays.

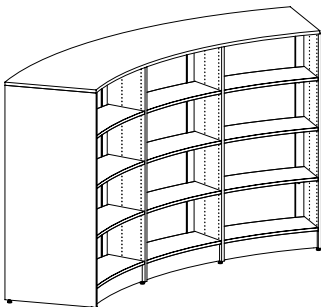


No. of bays	Item no. Veneer
1	BB783602810166131ZZZZZZZZZ1
2	BB783602810266131ZZZZZZZZZ1
3	BB783602810366131ZZZZZZZZZ1
4	BB783602810466131ZZZZZZZZZ1
5	BB783602810566131ZZZZZZZZZ1
6	BB783602810666131ZZZZZZZZZ1
7	BB783602810766131ZZZZZZZZZ1
8	BB783602810866131ZZZZZZZZZ1
9	BB783602810966131ZZZZZZZZZ1
10	BB783602811066131ZZZZZZZZZ1
11	BB783602811166131ZZZZZZZZZ1
12	BB783602811266131ZZZZZZZZZ1
13	BB783602811366131ZZZZZZZZZ1

Height 1520 mm (4 inner and 4 outer shelves in each bay + overlaying top plate/shelves)

D300 mm.

Drawing below shows 3 bays.



No. of bays	Item no. Veneer
1	BB783605810166141ZZZZZZZZZ1
2	BB783605810266141ZZZZZZZZZ1
3	BB783605810366141ZZZZZZZZZ1
4	BB783605810466141ZZZZZZZZZ1
5	BB783605810566141ZZZZZZZZZ1
6	BB783605810666141ZZZZZZZZZ1
7	BB783605810766141ZZZZZZZZZ1
8	BB783605810866141ZZZZZZZZZ1
9	BB783605810966141ZZZZZZZZZ1
10	BB783605811066141ZZZZZZZZZ1
11	BB783605811166141ZZZZZZZZZ1
12	BB783605811266141ZZZZZZZZZ1
13	BB783605811366141ZZZZZZZZZ1

FRONTLINE ROUND SHELVING SYSTEM (FSC)

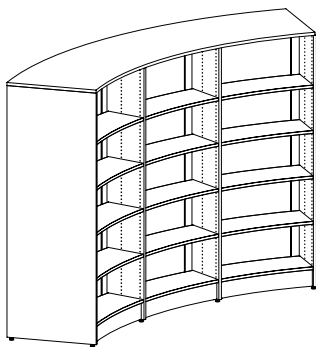
LEFT STARTER SECTION - ADJUSTABLE FEET - 18°

First part of shelving system with left wooden end panel, intermediate panels, wooden back panels, wooden shelves without backedge, wooden top plates, wooden plinths and fittings. Number of shelves are calculated for optimal shelf spacing for fiction.

Height 1820 mm (5 inner and 5 outer shelves in each bay + overlaying top plate/shelves)

D300 mm.

Drawing below shows 3 bays.

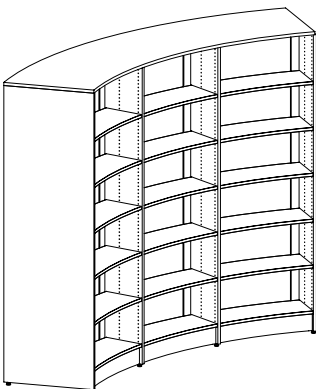


No. of bays	Item no. Veneer
1	BB783608810166151ZZZZZZZZZ1
2	BB783608810266151ZZZZZZZZZ1
3	BB783608810366151ZZZZZZZZZ1
4	BB783608810466151ZZZZZZZZZ1
5	BB783608810566151ZZZZZZZZZ1
6	BB783608810666151ZZZZZZZZZ1
7	BB783608810766151ZZZZZZZZZ1
8	BB783608810866151ZZZZZZZZZ1
9	BB783608810966151ZZZZZZZZZ1
10	BB783608811066151ZZZZZZZZZ1
11	BB783608811166151ZZZZZZZZZ1
12	BB783608811266151ZZZZZZZZZ1
13	BB783608811366151ZZZZZZZZZ1

Height 2120 mm (6 inner and 6 outer shelves in each bay + overlaying top plate/shelves)

D300 mm.

Drawing below shows 3 bays.



No. of bays	Item no. Veneer
1	BB783601810166161ZZZZZZZZZ1
2	BB783601810266161ZZZZZZZZZ1
3	BB783601810366161ZZZZZZZZZ1
4	BB783601810466161ZZZZZZZZZ1
5	BB783601810566161ZZZZZZZZZ1
6	BB783601810666161ZZZZZZZZZ1
7	BB783601810766161ZZZZZZZZZ1
8	BB783601810866161ZZZZZZZZZ1
9	BB783601810966161ZZZZZZZZZ1
10	BB783601811066161ZZZZZZZZZ1
11	BB783601811166161ZZZZZZZZZ1
12	BB783601811266161ZZZZZZZZZ1
13	BB783601811366161ZZZZZZZZZ1

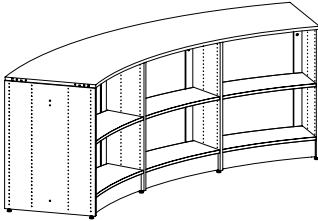
FRONTLINE ROUND SHELVING SYSTEM (FSC)

RIGHT STARTER SECTION - ADJUSTABLE FEET - 18°

First part of shelving system with right wooden end panel, intermediate panels, wooden back panels, wooden shelves without backedge, wooden top plates, wooden plinths and fittings. Number of shelves are calculated for optimal shelf spacing for fiction.

Height 920 mm (2 inner and 2 outer shelves in each bay + overlaying top plate/shelves)

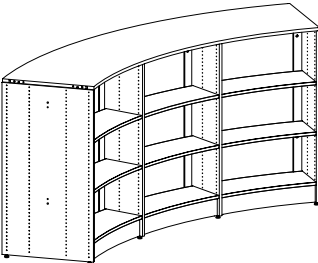
D300 mm.
Drawing below shows 3 bays.



No. of bays	Item no. Veneer
1	BB783607820166121ZZZZZZZZZ1
2	BB783607820266121ZZZZZZZZZ1
3	BB783607820366121ZZZZZZZZZ1
4	BB783607820466121ZZZZZZZZZ1
5	BB783607820566121ZZZZZZZZZ1
6	BB783607820666121ZZZZZZZZZ1
7	BB783607820766121ZZZZZZZZZ1
8	BB783607820866121ZZZZZZZZZ1
9	BB783607820966121ZZZZZZZZZ1
10	BB783607821066121ZZZZZZZZZ1
11	BB783607821166121ZZZZZZZZZ1
12	BB783607821266121ZZZZZZZZZ1
13	BB783607821366121ZZZZZZZZZ1

Height 1220 mm (3 inner and 3 outer shelves in each bay + overlaying top plate/shelves)

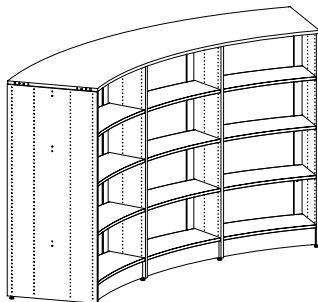
D300 mm.
Drawing below shows 3 bays.



No. of bays	Item no. Veneer
1	BB783602820166131ZZZZZZZZZ1
2	BB783602820266131ZZZZZZZZZ1
3	BB783602820366131ZZZZZZZZZ1
4	BB783602820466131ZZZZZZZZZ1
5	BB783602820566131ZZZZZZZZZ1
6	BB783602820666131ZZZZZZZZZ1
7	BB783602820766131ZZZZZZZZZ1
8	BB783602820866131ZZZZZZZZZ1
9	BB783602820966131ZZZZZZZZZ1
10	BB783602821066131ZZZZZZZZZ1
11	BB783602821166131ZZZZZZZZZ1
12	BB783602821266131ZZZZZZZZZ1
13	BB783602821366131ZZZZZZZZZ1

Height 1520 mm (4 inner and 4 outer shelves in each bay + overlaying top plate/shelves)

D300 mm.
Drawing below shows 3 bays.



No. of bays	Item no. Veneer
1	BB783605820166141ZZZZZZZZZ1
2	BB783605820266141ZZZZZZZZZ1
3	BB783605820366141ZZZZZZZZZ1
4	BB783605820466141ZZZZZZZZZ1
5	BB783605820566141ZZZZZZZZZ1
6	BB783605820666141ZZZZZZZZZ1
7	BB783605820766141ZZZZZZZZZ1
8	BB783605820866141ZZZZZZZZZ1
9	BB783605820966141ZZZZZZZZZ1
10	BB783605821066141ZZZZZZZZZ1
11	BB783605821166141ZZZZZZZZZ1
12	BB783605821266141ZZZZZZZZZ1
13	BB783605821366141ZZZZZZZZZ1

FRONTLINE ROUND SHELVING SYSTEM (FSC)

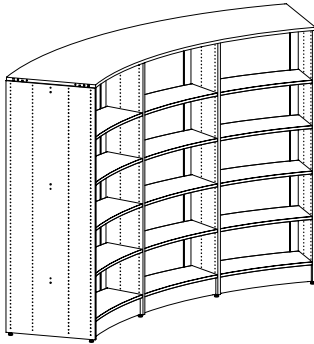
RIGHT STARTER SECTION - ADJUSTABLE FEET - 18°

First part of shelving system with right wooden end panel, intermediate panels, wooden back panels, wooden shelves without backedge, wooden top plates, wooden plinths and fittings. Number of shelves are calculated for optimal shelf spacing for fiction.

Height 1820 mm (5 inner and 5 outer shelves in each bay + overlaying top plate/shelves)

D300 mm.

Drawing below shows 3 bays.

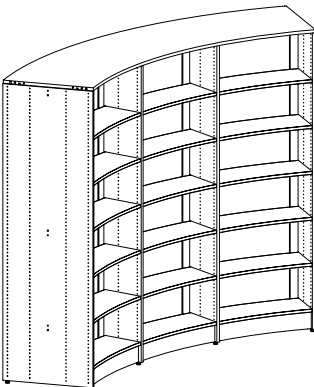


No. of bays	Item no. Veneer
1	BB783608820166151ZZZZZZZZ1
2	BB783608820266151ZZZZZZZZ1
3	BB783608820366151ZZZZZZZZ1
4	BB783608820466151ZZZZZZZZ1
5	BB783608820566151ZZZZZZZZ1
6	BB783608820666151ZZZZZZZZ1
7	BB783608820766151ZZZZZZZZ1
8	BB783608820866151ZZZZZZZZ1
9	BB783608820966151ZZZZZZZZ1
10	BB783608821066151ZZZZZZZZ1
11	BB783608821166151ZZZZZZZZ1
12	BB783608821266151ZZZZZZZZ1
13	BB783608821366151ZZZZZZZZ1

Height 2120 mm (6 inner and 6 outer shelves in each bay + overlaying top plate/shelves)

D300 mm.

Drawing below shows 3 bays.



No. of bays	Item no. Veneer
1	BB783601820166161ZZZZZZZZ1
2	BB783601820266161ZZZZZZZZ1
3	BB783601820366161ZZZZZZZZ1
4	BB783601820466161ZZZZZZZZ1
5	BB783601820566161ZZZZZZZZ1
6	BB783601820666161ZZZZZZZZ1
7	BB783601820766161ZZZZZZZZ1
8	BB783601820866161ZZZZZZZZ1
9	BB783601820966161ZZZZZZZZ1
10	BB783601821066161ZZZZZZZZ1
11	BB783601821166161ZZZZZZZZ1
12	BB783601821266161ZZZZZZZZ1
13	BB783601821366161ZZZZZZZZ1

FRONTLINE ROUND SHELVING SYSTEM (FSC)

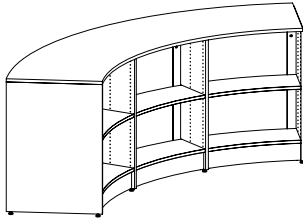
LEFT STARTER SECTION - ADJUSTABLE FEET - 26°

First part of shelving system with left wooden end panel, intermediate panels, wooden back panels, wooden shelves without backedge, wooden top plates, wooden plinths and fittings. Number of shelves are calculated for optimal shelf spacing for fiction.

Height 920 mm (2 inner and 2 outer shelves in each bay + overlaying top plate/shelves)

D300 mm.

Drawing below shows 3 bays.

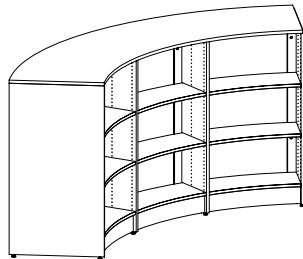


No. of bays	Item no. Veneer
1	BB783607610166121ZZZZZZZZ1
2	BB783607610266121ZZZZZZZZ1
3	BB783607610366121ZZZZZZZZ1
4	BB783607610466121ZZZZZZZZ1
5	BB783607610566121ZZZZZZZZ1
6	BB783607610666121ZZZZZZZZ1
7	BB783607610766121ZZZZZZZZ1
8	BB783607610866121ZZZZZZZZ1
9	BB783607610966121ZZZZZZZZ1

Height 1220 mm (3 inner and 3 outer shelves in each bay + overlaying top plate/shelves)

D300 mm.

Drawing below shows 3 bays.

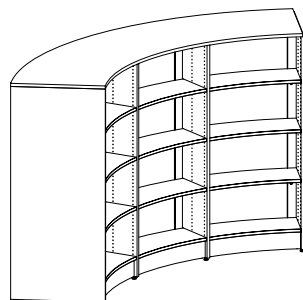


No. of bays	Item no. Veneer
1	BB783602610166131ZZZZZZZZ1
2	BB783602610266131ZZZZZZZZ1
3	BB783602610366131ZZZZZZZZ1
4	BB783602610466131ZZZZZZZZ1
5	BB783602610566131ZZZZZZZZ1
6	BB783602610666131ZZZZZZZZ1
7	BB783602610766131ZZZZZZZZ1
8	BB783602610866131ZZZZZZZZ1
9	BB783602610966131ZZZZZZZZ1

Height 1520 mm (4 inner and 4 outer shelves in each bay + overlaying top plate/shelves)

D300 mm.

Drawing below shows 3 bays.



No. of bays	Item no. Veneer
1	BB783605610166141ZZZZZZZZ1
2	BB783605610266141ZZZZZZZZ1
3	BB783605610366141ZZZZZZZZ1
4	BB783605610466141ZZZZZZZZ1
5	BB783605610566141ZZZZZZZZ1
6	BB783605610666141ZZZZZZZZ1
7	BB783605610766141ZZZZZZZZ1
8	BB783605610866141ZZZZZZZZ1
9	BB783605610966141ZZZZZZZZ1

FRONTLINE ROUND SHELVING SYSTEM (FSC)

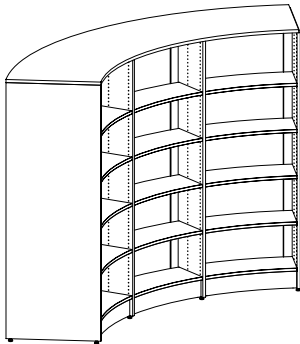
LEFT STARTER SECTION - ADJUSTABLE FEET - 26°

First part of shelving system with left wooden end panel, intermediate panels, wooden back panels, wooden shelves without backedge, wooden top plates, wooden plinths and fittings. Number of shelves are calculated for optimal shelf spacing for fiction.

Height 1820 mm (5 inner and 5 outer shelves in each bay + overlaying top plate/shelves)

D300 mm.

Drawing below shows 3 bays.

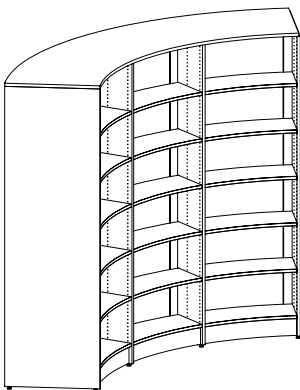


No. of bays	Item no. Veneer
1	BB783608610166151ZZZZZZZZZ1
2	BB783608610266151ZZZZZZZZZ1
3	BB783608610366151ZZZZZZZZZ1
4	BB783608610466151ZZZZZZZZZ1
5	BB783608610566151ZZZZZZZZZ1
6	BB783608610666151ZZZZZZZZZ1
7	BB783608610766151ZZZZZZZZZ1
8	BB783608610866151ZZZZZZZZZ1
9	BB783608610966151ZZZZZZZZZ1

Height 2120 mm (6 inner and 6 outer shelves in each bay + overlaying top plate/shelves)

D300 mm.

Drawing below shows 3 bays.



No. of bays	Item no. Veneer
1	BB783601610166161ZZZZZZZZZ1
2	BB783601610266161ZZZZZZZZZ1
3	BB783601610366161ZZZZZZZZZ1
4	BB783601610466161ZZZZZZZZZ1
5	BB783601610566161ZZZZZZZZZ1
6	BB783601610666161ZZZZZZZZZ1
7	BB783601610766161ZZZZZZZZZ1
8	BB783601610866161ZZZZZZZZZ1
9	BB783601610966161ZZZZZZZZZ1

FRONTLINE ROUND SHELVING SYSTEM (FSC)

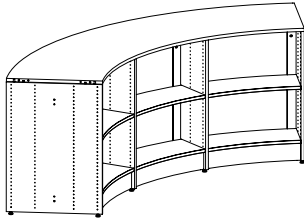
RIGHT STARTER SECTION - ADJUSTABLE FEET - 26°

First part of shelving system with right wooden end panel, intermediate panels, wooden back panels, wooden shelves without backedge, wooden top plates, wooden plinths and fittings. Number of shelves are calculated for optimal shelf spacing for fiction.

Height 920 mm (2 inner and 2 outer shelves in each bay + overlaying top plate/shelves)

D300 mm.

Drawing below shows 3 bays.

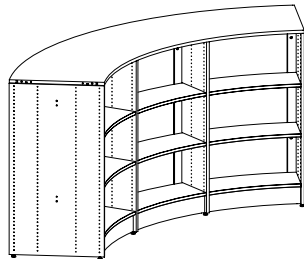


No. of bays	Item no. Veneer
1	BB783607620166121ZZZZZZZZ1
2	BB783607620266121ZZZZZZZZ1
3	BB783607620366121ZZZZZZZZ1
4	BB783607620466121ZZZZZZZZ1
5	BB783607620566121ZZZZZZZZ1
6	BB783607620666121ZZZZZZZZ1
7	BB783607620766121ZZZZZZZZ1
8	BB783607620866121ZZZZZZZZ1
9	BB783607620966121ZZZZZZZZ1

Height 1220 mm (3 inner and 3 outer shelves in each bay + overlaying top plate/shelves)

D300 mm.

Drawing below shows 3 bays.

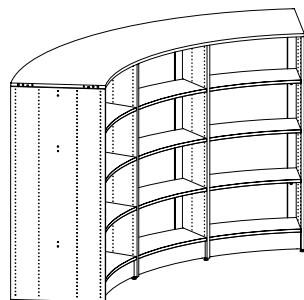


No. of bays	Item no. Veneer
1	BB783602620166131ZZZZZZZZ1
2	BB783602620266131ZZZZZZZZ1
3	BB783602620366131ZZZZZZZZ1
4	BB783602620466131ZZZZZZZZ1
5	BB783602620566131ZZZZZZZZ1
6	BB783602620666131ZZZZZZZZ1
7	BB783602620766131ZZZZZZZZ1
8	BB783602620866131ZZZZZZZZ1
9	BB783602620966131ZZZZZZZZ1

Height 1520 mm (4 inner and 4 outer shelves in each bay + overlaying top plate/shelves)

D300 mm.

Drawing below shows 3 bays.



No. of bays	Item no. Veneer
1	BB783605620166141ZZZZZZZZ1
2	BB783605620266141ZZZZZZZZ1
3	BB783605620366141ZZZZZZZZ1
4	BB783605620466141ZZZZZZZZ1
5	BB783605620566141ZZZZZZZZ1
6	BB783605620666141ZZZZZZZZ1
7	BB783605620766141ZZZZZZZZ1
8	BB783605620866141ZZZZZZZZ1
9	BB783605620966141ZZZZZZZZ1

FRONTLINE ROUND SHELVING SYSTEM (FSC)

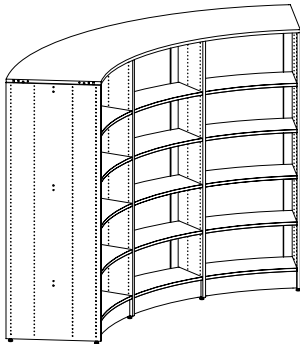
RIGHT STARTER SECTION - ADJUSTABLE FEET - 26°

First part of shelving system with right wooden end panel, intermediate panels, wooden back panels, wooden shelves without backedge, wooden top plates, wooden plinths and fittings. Number of shelves are calculated for optimal shelf spacing for fiction.

Height 1820 mm (5 inner and 5 outer shelves in each bay + overlaying top plate/shelves)

D300 mm.

Drawing below shows 3 bays.

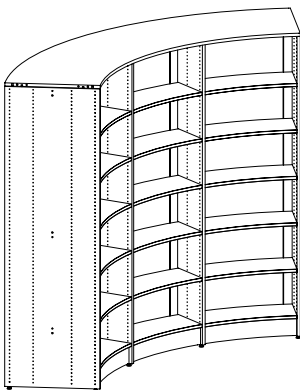


No. of bays	Item no. Veneer
1	BB783608620166151ZZZZZZZZ1
2	BB783608620266151ZZZZZZZZ1
3	BB783608620366151ZZZZZZZZ1
4	BB783608620466151ZZZZZZZZ1
5	BB783608620566151ZZZZZZZZ1
6	BB783608620666151ZZZZZZZZ1
7	BB783608620766151ZZZZZZZZ1
8	BB783608620866151ZZZZZZZZ1
9	BB783608620966151ZZZZZZZZ1

Height 2120 mm (6 inner and 6 outer shelves in each bay + overlaying top plate/shelves)

D300 mm.

Drawing below shows 3 bays.



No. of bays	Item no. Veneer
1	BB783601620166161ZZZZZZZZ1
2	BB783601620266161ZZZZZZZZ1
3	BB783601620366161ZZZZZZZZ1
4	BB783601620466161ZZZZZZZZ1
5	BB783601620566161ZZZZZZZZ1
6	BB783601620666161ZZZZZZZZ1
7	BB783601620766161ZZZZZZZZ1
8	BB783601620866161ZZZZZZZZ1
9	BB783601620966161ZZZZZZZZ1

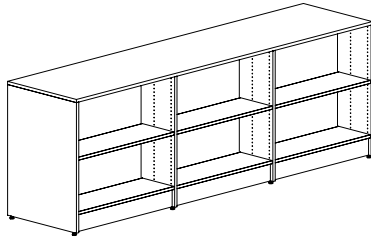
FRONTLINE STRAIGHT SHELVING SYSTEM (FSC)

STARTER SECTION - ADJUSTABLE FEET - STRAIGHT

First part of shelving system with wooden end panel, intermediate panels, wooden back panels, wooden shelves without backedge, wooden top plates, wooden plinths and fittings. Number of shelves are calculated for optimal shelf spacing for fiction.

Height 920 mm (2 inner and 2 outer shelves in each bay + overlaying top plate/shelves)

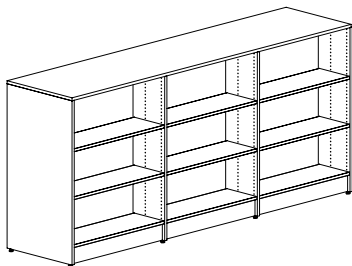
D300 x W900 mm. Straight modules available in other depths and widths, contact Customer Service. Drawing below shows 3 bays.



No. of bays	Item no. Veneer
1	BB7836373940166421ZZZZZZZZ1
2	BB7836373940266421ZZZZZZZZ1
3	BB7836373940366421ZZZZZZZZ1
4	BB7836373940466421ZZZZZZZZ1
5	BB7836373940566421ZZZZZZZZ1
6	BB7836373940666421ZZZZZZZZ1
7	BB7836373940766421ZZZZZZZZ1
8	BB7836373940866421ZZZZZZZZ1
9	BB7836373940966421ZZZZZZZZ1

Height 1220 mm (3 inner and 3 outer shelves in each bay + overlaying top plate/shelves)

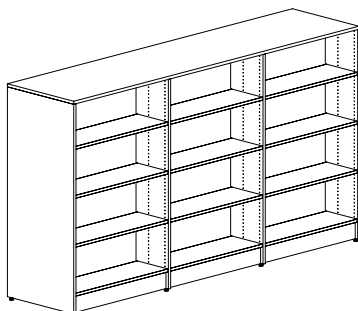
D300 x W900 mm. Straight modules available in other depths and widths, contact Customer Service. Drawing below shows 3 bays.



No. of bays	Item no. Veneer
1	BB7836323940166431ZZZZZZZZ1
2	BB7836323940266431ZZZZZZZZ1
3	BB7836323940366431ZZZZZZZZ1
4	BB7836323940466431ZZZZZZZZ1
5	BB7836323940566431ZZZZZZZZ1
6	BB7836323940666431ZZZZZZZZ1
7	BB7836323940766431ZZZZZZZZ1
8	BB7836323940866431ZZZZZZZZ1
9	BB7836323940966431ZZZZZZZZ1

Height 1520 mm (4 inner and 4 outer shelves in each bay + overlaying top plate/shelves)

D300 x W900 mm. Straight modules available in other depths and widths, contact Customer Service. Drawing below shows 3 bays.



No. of bays	Item no. Veneer
1	BB7836353940166441ZZZZZZZZ1
2	BB7836353940266441ZZZZZZZZ1
3	BB7836353940366441ZZZZZZZZ1
4	BB7836353940466441ZZZZZZZZ1
5	BB7836353940566441ZZZZZZZZ1
6	BB7836353940666441ZZZZZZZZ1
7	BB7836353940766441ZZZZZZZZ1
8	BB7836353940866441ZZZZZZZZ1
9	BB7836353940966441ZZZZZZZZ1

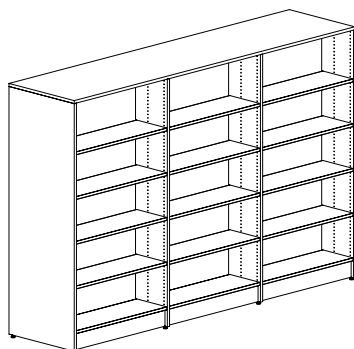
FRONTLINE STRAIGHT SHELVING SYSTEM (FSC)

STARTER SECTION - ADJUSTABLE FEET - STRAIGHT

First part of shelving system with wooden end panel, intermediate panels, wooden back panels, wooden shelves without backedge, wooden top plates, wooden plinths and fittings. Number of shelves are calculated for optimal shelf spacing for fiction.

Height 1820 mm (5 inner and 5 outer shelves in each bay + overlaying top plate/shelves)

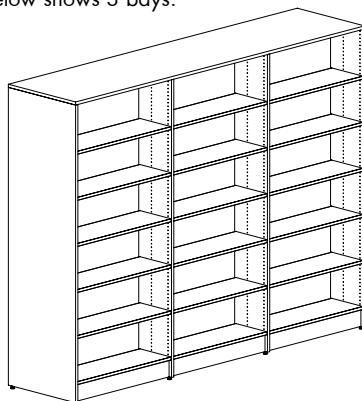
D300 x W900 mm. Straight modules available in other depths and widths, contact Customer Service. Drawing below shows 3 bays.



No. of bays	Item no. Veneer
1	BB7836383940166451ZZZZZZZZ1
2	BB7836383940266451ZZZZZZZZ1
3	BB7836383940366451ZZZZZZZZ1
4	BB7836383940466451ZZZZZZZZ1
5	BB7836383940566451ZZZZZZZZ1
6	BB7836383940666451ZZZZZZZZ1
7	BB7836383940766451ZZZZZZZZ1
8	BB7836383940866451ZZZZZZZZ1
9	BB7836383940966451ZZZZZZZZ1

Height 2120 mm (6 inner and 6 outer shelves in each bay + overlaying top plate/shelves)

D300 x W900 mm. Straight modules available in other depths and widths, contact Customer Service. Drawing below shows 3 bays.



No. of bays	Item no. Veneer
1	BB7836313940166461ZZZZZZZZ1
2	BB7836313940266461ZZZZZZZZ1
3	BB7836313940366461ZZZZZZZZ1
4	BB7836313940466461ZZZZZZZZ1
5	BB7836313940566461ZZZZZZZZ1
6	BB7836313940666461ZZZZZZZZ1
7	BB7836313940766461ZZZZZZZZ1
8	BB7836313940866461ZZZZZZZZ1
9	BB7836313940966461ZZZZZZZZ1

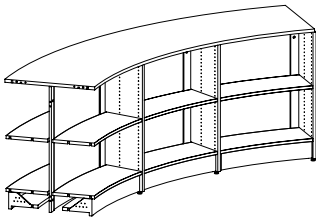
FRONTLINE ROUND SHELVING SYSTEM (FSC)

INTERMEDIATE SECTION - ADJUSTABLE FEET - 18°

Middle part of shelving system with wooden intermediate panels, wooden back panels, wooden shelves without backedge, wooden top plates, wooden plinths and fittings. Number of shelves are calculated for optimal shelf spacing for fiction.

Height 920 mm (2 inner and 2 outer shelves in each bay + overlaying top plate/shelves)

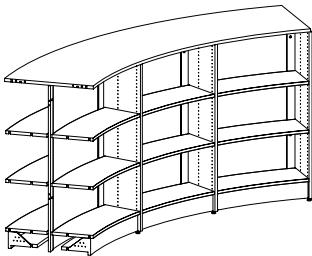
D300 mm.
Drawing below shows 3 bays.



No. of bays	Item no. Veneer
1	BB783607830166121ZZZZZZZZ1
2	BB783607830266121ZZZZZZZZ1
3	BB783607830366121ZZZZZZZZ1
4	BB783607830466121ZZZZZZZZ1
5	BB783607830566121ZZZZZZZZ1
6	BB783607830666121ZZZZZZZZ1
7	BB783607830766121ZZZZZZZZ1
8	BB783607830866121ZZZZZZZZ1
9	BB783607830966121ZZZZZZZZ1
10	BB783607831066121ZZZZZZZZ1

Height 1220 mm (3 inner and 3 outer shelves in each bay + overlaying top plate/shelves)

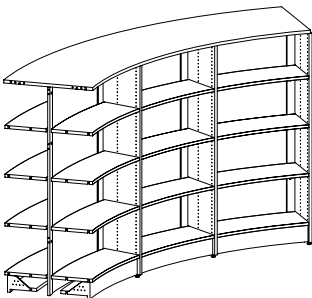
D300 mm.
Drawing below shows 3 bays.



No. of bays	Item no. Veneer
1	BB783602830166131ZZZZZZZZ1
2	BB783602830266131ZZZZZZZZ1
3	BB783602830366131ZZZZZZZZ1
4	BB783602830466131ZZZZZZZZ1
5	BB783602830566131ZZZZZZZZ1
6	BB783602830666131ZZZZZZZZ1
7	BB783602830766131ZZZZZZZZ1
8	BB783602830866131ZZZZZZZZ1
9	BB783602830966131ZZZZZZZZ1
10	BB783602831066131ZZZZZZZZ1

Height 1520 mm (4 inner and 4 outer shelves in each bay + overlaying top plate/shelves)

D300 mm.
Drawing below shows 3 bays.



No. of bays	Item no. Veneer
1	BB783605830166141ZZZZZZZZ1
2	BB783605830266141ZZZZZZZZ1
3	BB783605830366141ZZZZZZZZ1
4	BB783605830466141ZZZZZZZZ1
5	BB783605830566141ZZZZZZZZ1
6	BB783605830666141ZZZZZZZZ1
7	BB783605830766141ZZZZZZZZ1
8	BB783605830866141ZZZZZZZZ1
9	BB783605830966141ZZZZZZZZ1
10	BB783605831066141ZZZZZZZZ1

FRONTLINE ROUND SHELVING SYSTEM (FSC)

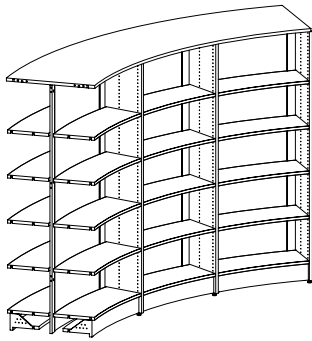
INTERMEDIATE SECTION - ADJUSTABLE FEET - 18°

Middle part of shelving system with wooden intermediate panels, wooden back panels, wooden shelves without backedge, wooden top plates, wooden plinths and fittings. Number of shelves are calculated for optimal shelf spacing for fiction.

Height 1820 mm (5 inner and 5 outer shelves in each bay + overlaying top plate/shelves)

D300 mm.

Drawing below shows 3 bays.

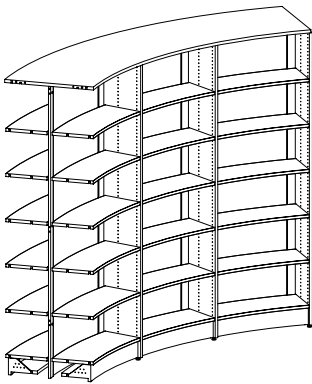


No. of bays	Item no. Veneer
1	BB783608830166151ZZZZZZZZ1
2	BB783608830266151ZZZZZZZZ1
3	BB783608830366151ZZZZZZZZ1
4	BB783608830466151ZZZZZZZZ1
5	BB783608830566151ZZZZZZZZ1
6	BB783608830666151ZZZZZZZZ1
7	BB783608830766151ZZZZZZZZ1
8	BB783608830866151ZZZZZZZZ1
9	BB783608830966151ZZZZZZZZ1
10	BB783608831066151ZZZZZZZZ1

Height 2120 mm (6 inner and 6 outer shelves in each bay + overlaying top plate/shelves)

D300 mm.

Drawing below shows 3 bays.



No. of bays	Item no. Veneer
1	BB783601830166161ZZZZZZZZ1
2	BB783601830266161ZZZZZZZZ1
3	BB783601830366161ZZZZZZZZ1
4	BB783601830466161ZZZZZZZZ1
5	BB783601830566161ZZZZZZZZ1
6	BB783601830666161ZZZZZZZZ1
7	BB783601830766161ZZZZZZZZ1
8	BB783601830866161ZZZZZZZZ1
9	BB783601830966161ZZZZZZZZ1
10	BB783601831066161ZZZZZZZZ1

FRONTLINE ROUND SHELVING SYSTEM (FSC)

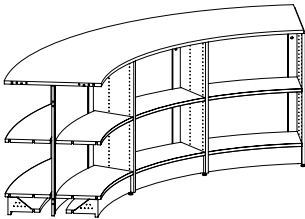
INTERMEDIATE SECTION - ADJUSTABLE FEET - 26°

Middle part of shelving system with wooden intermediate panels, wooden back panels, wooden shelves without backedge, wooden top plates, wooden plinths and fittings. Number of shelves are calculated for optimal shelf spacing for fiction.

Height 920 mm (2 inner and 2 outer shelves in each bay + overlaying top plate/shelves)

D300 mm.

Drawing below shows 3 bays.

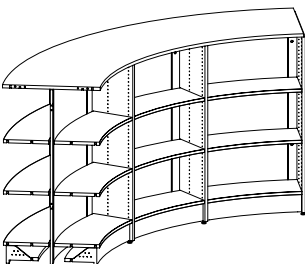


No. of bays	Item no. Veneer
1	BB783607630166121ZZZZZZZZ1
2	BB783607630266121ZZZZZZZZ1
3	BB783607630366121ZZZZZZZZ1
4	BB783607630466121ZZZZZZZZ1
5	BB783607630566121ZZZZZZZZ1
6	BB783607630666121ZZZZZZZZ1
7	BB783607630766121ZZZZZZZZ1

Height 1220 mm (3 inner and 3 outer shelves in each bay + overlaying top plate/shelves)

D300 mm.

Drawing below shows 3 bays.

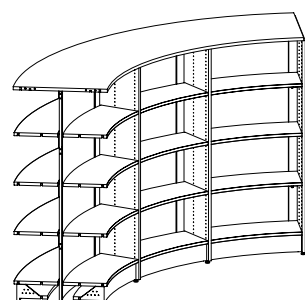


No. of bays	Item no. Veneer
1	BB783602630166131ZZZZZZZZ1
2	BB783602630266131ZZZZZZZZ1
3	BB783602630366131ZZZZZZZZ1
4	BB783602630466131ZZZZZZZZ1
5	BB783602630566131ZZZZZZZZ1
6	BB783602630666131ZZZZZZZZ1
7	BB783602630766131ZZZZZZZZ1

Height 1520 mm (4 inner and 4 outer shelves in each bay + overlaying top plate/shelves)

D300 mm.

Drawing below shows 3 bays.



No. of bays	Item no. Veneer
1	BB783605630166141ZZZZZZZZ1
2	BB783605630266141ZZZZZZZZ1
3	BB783605630366141ZZZZZZZZ1
4	BB783605630466141ZZZZZZZZ1
5	BB783605630566141ZZZZZZZZ1
6	BB783605630666141ZZZZZZZZ1
7	BB783605630766141ZZZZZZZZ1

FRONTLINE ROUND SHELVING SYSTEM (FSC)

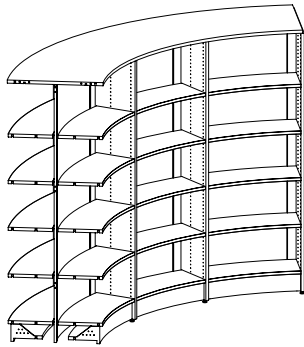
INTERMEDIATE SECTION - ADJUSTABLE FEET - 26°

Middle part of shelving system with wooden intermediate panels, wooden back panels, wooden shelves without backedge, wooden top plates, wooden plinths and fittings. Number of shelves are calculated for optimal shelf spacing for fiction.

Height 1820 mm (5 inner and 5 outer shelves in each bay + overlaying top plate/shelves)

D300 mm.

Drawing below shows 3 bays.

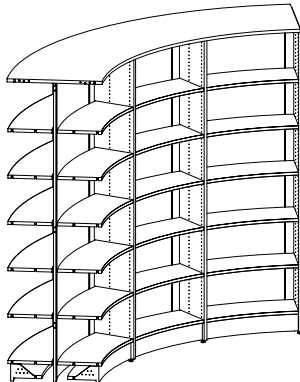


No. of bays	Item no. Veneer
1	BB783608630166151ZZZZZZZZ1
2	BB783608630266151ZZZZZZZZ1
3	BB783608630366151ZZZZZZZZ1
4	BB783608630466151ZZZZZZZZ1
5	BB783608630566151ZZZZZZZZ1
6	BB783608630666151ZZZZZZZZ1
7	BB783608630766151ZZZZZZZZ1

Height 2120 mm (6 inner and 6 outer shelves in each bay + overlaying top plate/shelves)

D300 mm.

Drawing below shows 3 bays.



No. of bays	Item no. Veneer
1	BB783601630166161ZZZZZZZZ1
2	BB783601630266161ZZZZZZZZ1
3	BB783601630366161ZZZZZZZZ1
4	BB783601630466161ZZZZZZZZ1
5	BB783601630566161ZZZZZZZZ1
6	BB783601630666161ZZZZZZZZ1
7	BB783601630766161ZZZZZZZZ1

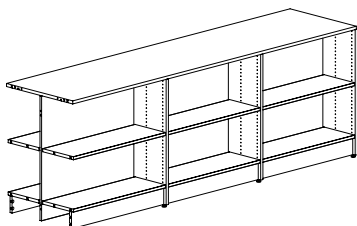
FRONTLINE STRAIGHT SHELVING SYSTEM (FSC)

INTERMEDIATE SECTION - ADJUSTABLE FEET - STRAIGHT

Middle part of shelving system with wooden intermediate panels, wooden back panels, wooden shelves without backedge, wooden top plates, wooden plinths and fittings. Number of shelves are calculated for optimal shelf spacing for fiction.

Height 920 mm (2 inner and 2 outer shelves in each bay + overlaying top plate/shelves)

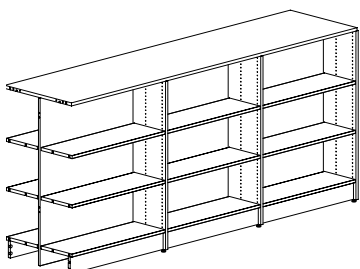
D300 x W900 mm. Straight modules available in other depths and widths, contact Customer Service. Drawing below shows 3 bays.



No. of bays	Item no. Veneer
1	BB7836373930166421ZZZZZZZZ1
2	BB7836373930266421ZZZZZZZZ1
3	BB7836373930366421ZZZZZZZZ1
4	BB7836373930466421ZZZZZZZZ1
5	BB7836373930566421ZZZZZZZZ1
6	BB7836373930666421ZZZZZZZZ1
7	BB7836373930766421ZZZZZZZZ1
8	BB7836373930866421ZZZZZZZZ1
9	BB7836373930966421ZZZZZZZZ1

Height 1220 mm (3 inner and 3 outer shelves in each bay + overlaying top plate/shelves)

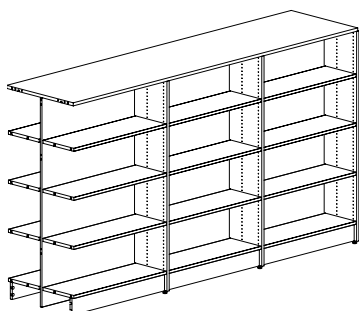
D300 x W900 mm. Straight modules available in other depths and widths, contact Customer Service. Drawing below shows 3 bays.



No. of bays	Item no. Veneer
1	BB7836323930166431ZZZZZZZZ1
2	BB7836323930266431ZZZZZZZZ1
3	BB7836323930366431ZZZZZZZZ1
4	BB7836323930466431ZZZZZZZZ1
5	BB7836323930566431ZZZZZZZZ1
6	BB7836323930666431ZZZZZZZZ1
7	BB7836323930766431ZZZZZZZZ1
8	BB7836323930866431ZZZZZZZZ1
9	BB7836323930966431ZZZZZZZZ1

Height 1520 mm (4 inner and 4 outer shelves in each bay + overlaying top plate/shelves)

D300 x W900 mm. Straight modules available in other depths and widths, contact Customer Service. Drawing below shows 3 bays.



No. of bays	Item no. Veneer
1	BB7836353930166441ZZZZZZZZ1
2	BB7836353930266441ZZZZZZZZ1
3	BB7836353930366441ZZZZZZZZ1
4	BB7836353930466441ZZZZZZZZ1
5	BB7836353930566441ZZZZZZZZ1
6	BB7836353930666441ZZZZZZZZ1
7	BB7836353930766441ZZZZZZZZ1
8	BB7836353930866441ZZZZZZZZ1
9	BB7836353930966441ZZZZZZZZ1

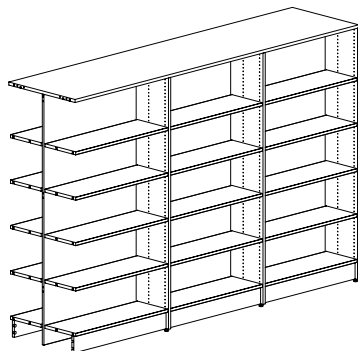
FRONTLINE STRAIGHT SHELVING SYSTEM (FSC)

INTERMEDIATE SECTION - ADJUSTABLE FEET - STRAIGHT

Middle part of shelving system with wooden intermediate panels, wooden back panels, wooden shelves without backedge, wooden top plates, wooden plinths and fittings. Number of shelves are calculated for optimal shelf spacing for fiction.

Height 1820 mm (5 inner and 5 outer shelves in each bay + overlaying top plate/shelves)

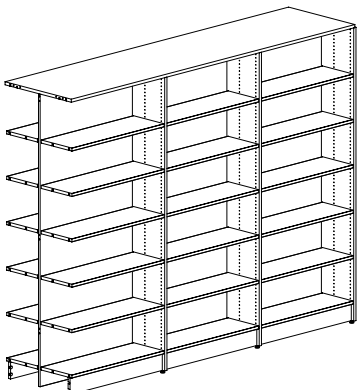
D300 x W900 mm. Straight modules available in other depths and widths, contact Customer Service. Drawing below shows 3 bays.



No. of bays	Item no. Veneer
1	BB7836383930166451ZZZZZZZZ1
2	BB7836383930266451ZZZZZZZZ1
3	BB7836383930366451ZZZZZZZZ1
4	BB7836383930466451ZZZZZZZZ1
5	BB7836383930566451ZZZZZZZZ1
6	BB7836383930666451ZZZZZZZZ1
7	BB7836383930766451ZZZZZZZZ1
8	BB7836383930866451ZZZZZZZZ1
9	BB7836383930966451ZZZZZZZZ1

Height 2120 mm (6 inner and 6 outer shelves in each bay + overlaying top plate/shelves)

D300 x W900 mm. Straight modules available in other depths and widths, contact Customer Service. Drawing below shows 3 bays.



No. of bays	Item no. Veneer
1	BB7836313930166461ZZZZZZZZ1
2	BB7836313930266461ZZZZZZZZ1
3	BB7836313930366461ZZZZZZZZ1
4	BB7836313930466461ZZZZZZZZ1
5	BB7836313930566461ZZZZZZZZ1
6	BB7836313930666461ZZZZZZZZ1
7	BB7836313930766461ZZZZZZZZ1
8	BB7836313930866461ZZZZZZZZ1
9	BB7836313930966461ZZZZZZZZ1

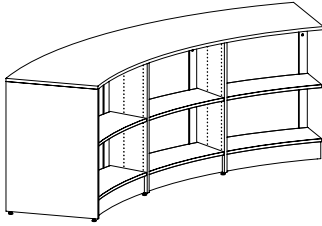
FRONTLINE ROUND SHELVING SYSTEM (FSC)

LEFT END SECTION - ADJUSTABLE FEET - 18°

Last part of shelving system with left wooden end panel, intermediate panels, wooden back panels, wooden shelves without backedge, wooden top plates, wooden plinths and fittings. Number of shelves are calculated for optimal shelf spacing for fiction.

Height 920 mm (2 inner and 2 outer shelves in each bay + overlaying top plate/shelves)

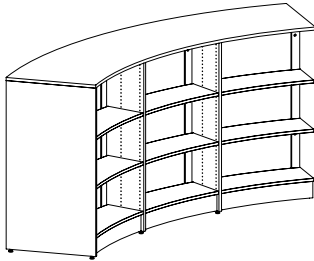
D300 mm.
Drawing below shows 3 bays.



No. of bays	Item no. Veneer
1	BB783607810166121ZZZZZZZZZ
2	BB783607810266121ZZZZZZZZZ
3	BB783607810366121ZZZZZZZZZ
4	BB783607810466121ZZZZZZZZZ
5	BB783607810566121ZZZZZZZZZ
6	BB783607810666121ZZZZZZZZZ
7	BB783607810766121ZZZZZZZZZ
8	BB783607810866121ZZZZZZZZZ
9	BB783607810966121ZZZZZZZZZ
10	BB783607811066121ZZZZZZZZZ
11	BB783607811166121ZZZZZZZZZ
12	BB783607811266121ZZZZZZZZZ
13	BB783607811366121ZZZZZZZZZ

Height 1220 mm (3 inner and 3 outer shelves in each bay + overlaying top plate/shelves)

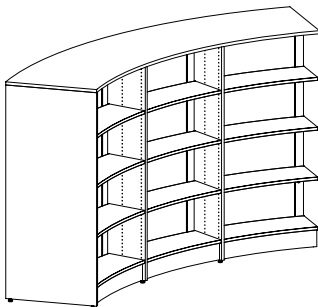
D300 mm.
Drawing below shows 3 bays.



No. of bays	Item no. Veneer
1	BB783602810166131ZZZZZZZZZ
2	BB783602810266131ZZZZZZZZZ
3	BB783602810366131ZZZZZZZZZ
4	BB783602810466131ZZZZZZZZZ
5	BB783602810566131ZZZZZZZZZ
6	BB783602810666131ZZZZZZZZZ
7	BB783602810766131ZZZZZZZZZ
8	BB783602810866131ZZZZZZZZZ
9	BB783602810966131ZZZZZZZZZ
10	BB783602811066131ZZZZZZZZZ
11	BB783602811166131ZZZZZZZZZ
12	BB783602811266131ZZZZZZZZZ
13	BB783602811366131ZZZZZZZZZ

Height 1520 mm (4 inner and 4 outer shelves in each bay + overlaying top plate/shelves)

D300 mm.
Drawing below shows 3 bays.



No. of bays	Item no. Veneer
1	BB783605810166141ZZZZZZZZZ
2	BB783605810266141ZZZZZZZZZ
3	BB783605810366141ZZZZZZZZZ
4	BB783605810466141ZZZZZZZZZ
5	BB783605810566141ZZZZZZZZZ
6	BB783605810666141ZZZZZZZZZ
7	BB783605810766141ZZZZZZZZZ
8	BB783605810866141ZZZZZZZZZ
9	BB783605810966141ZZZZZZZZZ
10	BB783605811066141ZZZZZZZZZ
11	BB783605811166141ZZZZZZZZZ
12	BB783605811266141ZZZZZZZZZ
13	BB783605811366141ZZZZZZZZZ

FRONTLINE ROUND SHELVING SYSTEM (FSC)

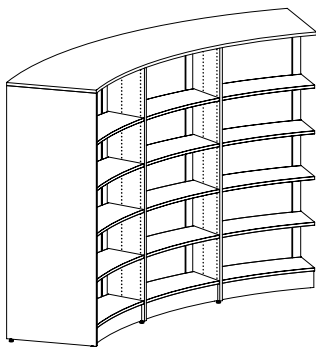
LEFT END SECTION - ADJUSTABLE FEET - 18°

Last part of shelving system with left wooden end panel, intermediate panels, wooden back panels, wooden shelves without backedge, wooden top plates, wooden plinths and fittings. Number of shelves are calculated for optimal shelf spacing for fiction.

Height 1820 mm (5 inner and 5 outer shelves in each bay + overlaying top plate/shelves)

D300 mm.

Drawing below shows 3 bays.

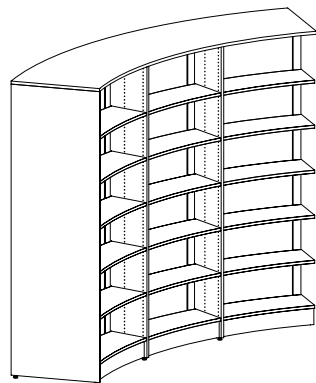


No. of bays	Item no. Veneer
1	BB783608810166151ZZZZZZZZZ2
2	BB783608810266151ZZZZZZZZZ2
3	BB783608810366151ZZZZZZZZZ2
4	BB783608810466151ZZZZZZZZZ2
5	BB783608810566151ZZZZZZZZZ2
6	BB783608810666151ZZZZZZZZZ2
7	BB783608810766151ZZZZZZZZZ2
8	BB783608810866151ZZZZZZZZZ2
9	BB783608810966151ZZZZZZZZZ2
10	BB783608811066151ZZZZZZZZZ2
11	BB783608811166151ZZZZZZZZZ2
12	BB783608811266151ZZZZZZZZZ2
13	BB783608811366151ZZZZZZZZZ2

Height 2120 mm (6 inner and 6 outer shelves in each bay + overlaying top plate/shelves)

D300 mm.

Drawing below shows 3 bays.



No. of bays	Item no. Veneer
1	BB783601810166161ZZZZZZZZZ2
2	BB783601810266161ZZZZZZZZZ2
3	BB783601810366161ZZZZZZZZZ2
4	BB783601810466161ZZZZZZZZZ2
5	BB783601810566161ZZZZZZZZZ2
6	BB783601810666161ZZZZZZZZZ2
7	BB783601810766161ZZZZZZZZZ2
8	BB783601810866161ZZZZZZZZZ2
9	BB783601810966161ZZZZZZZZZ2
10	BB783601811066161ZZZZZZZZZ2
11	BB783601811166161ZZZZZZZZZ2
12	BB783601811266161ZZZZZZZZZ2
13	BB783601811366161ZZZZZZZZZ2

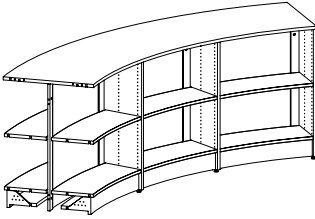
FRONTLINE ROUND SHELVING SYSTEM (FSC)

RIGHT END SECTION - ADJUSTABLE FEET - 18°

Last part of shelving system with right wooden end panel, intermediate panels, wooden back panels, wooden shelves without backedge, wooden top plates, wooden plinths and fittings. Number of shelves are calculated for optimal shelf spacing for fiction.

Height 920 mm (2 inner and 2 outer shelves in each bay + overlaying top plate/shelves)

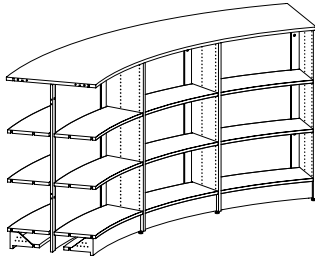
D300 mm.
Drawing below shows 3 bays.



No. of bays	Item no. Veneer
1	BB783607820166121ZZZZZZZZZ
2	BB783607820266121ZZZZZZZZZ
3	BB783607820366121ZZZZZZZZZ
4	BB783607820466121ZZZZZZZZZ
5	BB783607820566121ZZZZZZZZZ
6	BB783607820666121ZZZZZZZZZ
7	BB783607820766121ZZZZZZZZZ
8	BB783607820866121ZZZZZZZZZ
9	BB783607820966121ZZZZZZZZZ
10	BB783607821066121ZZZZZZZZZ
11	BB783607821166121ZZZZZZZZZ
12	BB783607821266121ZZZZZZZZZ
13	BB783607821366121ZZZZZZZZZ

Height 1220 mm (3 inner and 3 outer shelves in each bay + overlaying top plate/shelves)

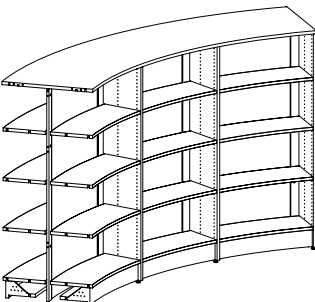
D300 mm.
Drawing below shows 3 bays.



No. of bays	Item no. Veneer
1	BB783602820166131ZZZZZZZZZ
2	BB783602820266131ZZZZZZZZZ
3	BB783602820366131ZZZZZZZZZ
4	BB783602820466131ZZZZZZZZZ
5	BB783602820566131ZZZZZZZZZ
6	BB783602820666131ZZZZZZZZZ
7	BB783602820766131ZZZZZZZZZ
8	BB783602820866131ZZZZZZZZZ
9	BB783602820966131ZZZZZZZZZ
10	BB783602821066131ZZZZZZZZZ
11	BB783602821166131ZZZZZZZZZ
12	BB783602821266131ZZZZZZZZZ
13	BB783602821366131ZZZZZZZZZ

Height 1520 mm (4 inner and 4 outer shelves in each bay + overlaying top plate/shelves)

D300 mm.
Drawing below shows 3 bays.



No. of bays	Item no. Veneer
1	BB783605820166141ZZZZZZZZZ
2	BB783605820266141ZZZZZZZZZ
3	BB783605820366141ZZZZZZZZZ
4	BB783605820466141ZZZZZZZZZ
5	BB783605820566141ZZZZZZZZZ
6	BB783605820666141ZZZZZZZZZ
7	BB783605820766141ZZZZZZZZZ
8	BB783605820866141ZZZZZZZZZ
9	BB783605820966141ZZZZZZZZZ
10	BB783605821066141ZZZZZZZZZ
11	BB783605821166141ZZZZZZZZZ
12	BB783605821266141ZZZZZZZZZ
13	BB783605821366141ZZZZZZZZZ

FRONTLINE ROUND SHELVING SYSTEM (FSC)

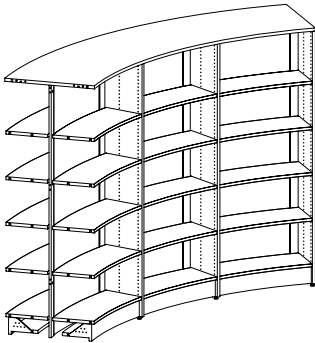
RIGHT END SECTION - ADJUSTABLE FEET - 18°

Last part of shelving system with right wooden end panel, intermediate panels, wooden back panels, wooden shelves without backedge, wooden top plates, wooden plinths and fittings. Number of shelves are calculated for optimal shelf spacing for fiction.

Height 1820 mm (5 inner and 5 outer shelves in each bay + overlaying top plate/shelves)

D300 mm.

Drawing below shows 3 bays.

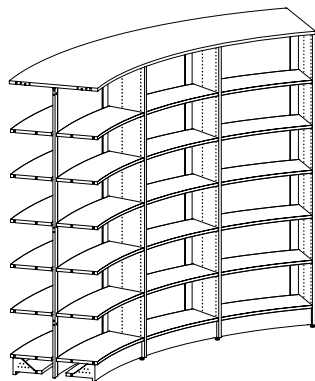


No. of bays	Item no. Veneer
1	BB783608820166151ZZZZZZZZZ
2	BB783608820266151ZZZZZZZZZ
3	BB783608820366151ZZZZZZZZZ
4	BB783608820466151ZZZZZZZZZ
5	BB783608820566151ZZZZZZZZZ
6	BB783608820666151ZZZZZZZZZ
7	BB783608820766151ZZZZZZZZZ
8	BB783608820866151ZZZZZZZZZ
9	BB783608820966151ZZZZZZZZZ
10	BB783608821066151ZZZZZZZZZ
11	BB783608821166151ZZZZZZZZZ
12	BB783608821266151ZZZZZZZZZ
13	BB783608821366151ZZZZZZZZZ

Height 2120 mm (6 inner and 6 outer shelves in each bay + overlaying top plate/shelves)

D300 mm.

Drawing below shows 3 bays.



No. of bays	Item no. Veneer
1	BB783601820166161ZZZZZZZZZ
2	BB783601820266161ZZZZZZZZZ
3	BB783601820366161ZZZZZZZZZ
4	BB783601820466161ZZZZZZZZZ
5	BB783601820566161ZZZZZZZZZ
6	BB783601820666161ZZZZZZZZZ
7	BB783601820766161ZZZZZZZZZ
8	BB783601820866161ZZZZZZZZZ
9	BB783601820966161ZZZZZZZZZ
10	BB783601821066161ZZZZZZZZZ
11	BB783601821166161ZZZZZZZZZ
12	BB783601821266161ZZZZZZZZZ
13	BB783601821366161ZZZZZZZZZ

FRONTLINE ROUND SHELVING SYSTEM (FSC)

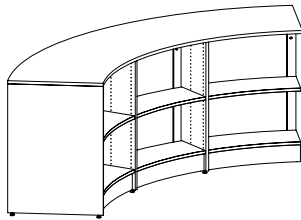
LEFT END SECTION - ADJUSTABLE FEET - 26°

Last part of shelving system with left wooden end panel, intermediate panels, wooden back panels, wooden shelves without backedge, wooden top plates, wooden plinths and fittings. Number of shelves are calculated for optimal shelf spacing for fiction.

Height 920 mm (2 inner and 2 outer shelves in each bay + overlaying top plate/shelves)

D300 mm.

Drawing below shows 3 bays.

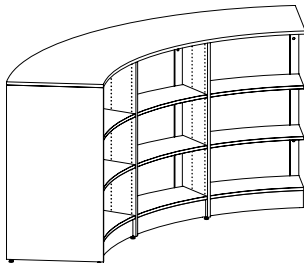


No. of bays	Item no. Veneer
1	BB783607610166121ZZZZZZZZZZ
2	BB783607610266121ZZZZZZZZZZ
3	BB783607610366121ZZZZZZZZZZ
4	BB783607610466121ZZZZZZZZZZ
5	BB783607610566121ZZZZZZZZZZ
6	BB783607610666121ZZZZZZZZZZ
7	BB783607610766121ZZZZZZZZZZ
8	BB783607610866121ZZZZZZZZZZ
9	BB783607610966121ZZZZZZZZZZ

Height 1220 mm (3 inner and 3 outer shelves in each bay + overlaying top plate/shelves)

D300 mm.

Drawing below shows 3 bays.

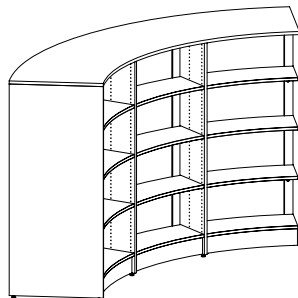


No. of bays	Item no. Veneer
1	BB783602610166131ZZZZZZZZZZ
2	BB783602610266131ZZZZZZZZZZ
3	BB783602610366131ZZZZZZZZZZ
4	BB783602610466131ZZZZZZZZZZ
5	BB783602610566131ZZZZZZZZZZ
6	BB783602610666131ZZZZZZZZZZ
7	BB783602610766131ZZZZZZZZZZ
8	BB783602610866131ZZZZZZZZZZ
9	BB783602610966131ZZZZZZZZZZ

Height 1520 mm (4 inner and 4 outer shelves in each bay + overlaying top plate/shelves)

D300 mm.

Drawing below shows 3 bays.



No. of bays	Item no. Veneer
1	BB783605610166141ZZZZZZZZZZ
2	BB783605610266141ZZZZZZZZZZ
3	BB783605610366141ZZZZZZZZZZ
4	BB783605610466141ZZZZZZZZZZ
5	BB783605610566141ZZZZZZZZZZ
6	BB783605610666141ZZZZZZZZZZ
7	BB783605610766141ZZZZZZZZZZ
8	BB783605610866141ZZZZZZZZZZ
9	BB783605610966141ZZZZZZZZZZ

FRONTLINE ROUND SHELVING SYSTEM (FSC)

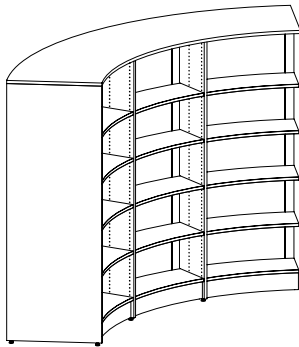
LEFT END SECTION - ADJUSTABLE FEET - 26°

Last part of shelving system with left wooden end panel, intermediate panels, wooden back panels, wooden shelves without backedge, wooden top plates, wooden plinths and fittings. Number of shelves are calculated for optimal shelf spacing for fiction.

Height 1820 mm (5 inner and 5 outer shelves in each bay + overlaying top plate/shelves)

D300 mm.

Drawing below shows 3 bays.

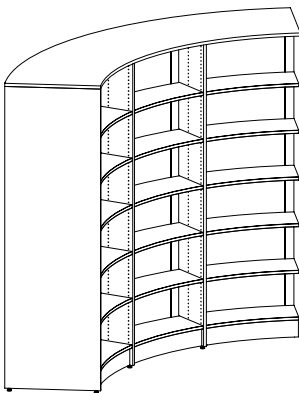


No. of bays	Item no. Veneer
1	BB783608610166151ZZZZZZZZZ2
2	BB783608610266151ZZZZZZZZZ2
3	BB783608610366151ZZZZZZZZZ2
4	BB783608610466151ZZZZZZZZZ2
5	BB783608610566151ZZZZZZZZZ2
6	BB783608610666151ZZZZZZZZZ2
7	BB783608610766151ZZZZZZZZZ2
8	BB783608610866151ZZZZZZZZZ2
9	BB783608610966151ZZZZZZZZZ2

Height 2120 mm (6 inner and 6 outer shelves in each bay + overlaying top plate/shelves)

D300 mm.

Drawing below shows 3 bays.



No. of bays	Item no. Veneer
1	BB783601610166161ZZZZZZZZZ2
2	BB783601610266161ZZZZZZZZZ2
3	BB783601610366161ZZZZZZZZZ2
4	BB783601610466161ZZZZZZZZZ2
5	BB783601610566161ZZZZZZZZZ2
6	BB783601610666161ZZZZZZZZZ2
7	BB783601610766161ZZZZZZZZZ2
8	BB783601610866161ZZZZZZZZZ2
9	BB783601610966161ZZZZZZZZZ2

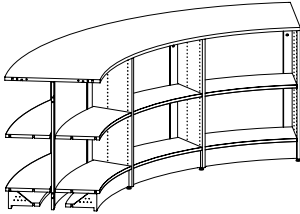
FRONTLINE ROUND SHELVING SYSTEM (FSC)

RIGHT END SECTION - ADJUSTABLE FEET - 26°

Last part of shelving system with right wooden end panel, intermediate panels, wooden back panels, wooden shelves without backedge, wooden top plates, wooden plinths and fittings. Number of shelves are calculated for optimal shelf spacing for fiction.

Height 920 mm (2 inner and 2 outer shelves in each bay + overlaying top plate/shelves)

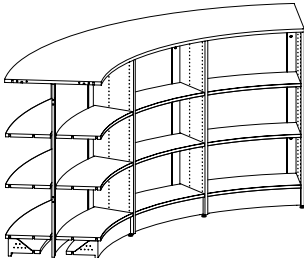
D300 mm.
Drawing below shows 3 bays.



No. of bays	Item no. Veneer
1	BB783607620166121ZZZZZZZZZ
2	BB783607620266121ZZZZZZZZZ
3	BB783607620366121ZZZZZZZZZ
4	BB783607620466121ZZZZZZZZZ
5	BB783607620566121ZZZZZZZZZ
6	BB783607620666121ZZZZZZZZZ
7	BB783607620766121ZZZZZZZZZ
8	BB783607620866121ZZZZZZZZZ
9	BB783607620966121ZZZZZZZZZ

Height 1220 mm (3 inner and 3 outer shelves in each bay + overlaying top plate/shelves)

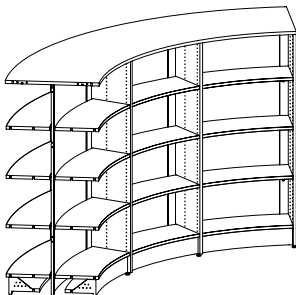
D300 mm.
Drawing below shows 3 bays.



No. of bays	Item no. Veneer
1	BB783602620166131ZZZZZZZZZ
2	BB783602620266131ZZZZZZZZZ
3	BB783602620366131ZZZZZZZZZ
4	BB783602620466131ZZZZZZZZZ
5	BB783602620566131ZZZZZZZZZ
6	BB783602620666131ZZZZZZZZZ
7	BB783602620766131ZZZZZZZZZ
8	BB783602620866131ZZZZZZZZZ
9	BB783602620966131ZZZZZZZZZ

Height 1520 mm (4 inner and 4 outer shelves in each bay + overlaying top plate/shelves)

D300 mm.
Drawing below shows 3 bays.



No. of bays	Item no. Veneer
1	BB783605620166141ZZZZZZZZZ
2	BB783605620266141ZZZZZZZZZ
3	BB783605620366141ZZZZZZZZZ
4	BB783605620466141ZZZZZZZZZ
5	BB783605620566141ZZZZZZZZZ
6	BB783605620666141ZZZZZZZZZ
7	BB783605620766141ZZZZZZZZZ
8	BB783605620866141ZZZZZZZZZ
9	BB783605620966141ZZZZZZZZZ

FRONTLINE ROUND SHELVING SYSTEM (FSC)

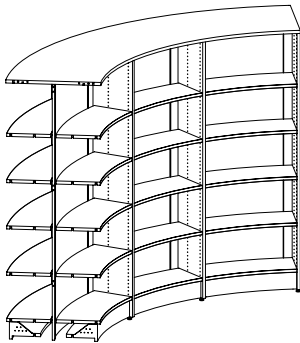
RIGHT END SECTION - ADJUSTABLE FEET - 26°

Last part of shelving system with right wooden end panel, intermediate panels, wooden back panels, wooden shelves without backedge, wooden top plates, wooden plinths and fittings. Number of shelves are calculated for optimal shelf spacing for fiction.

Height 1820 mm (5 inner and 5 outer shelves in each bay + overlaying top plate/shelves)

D300 mm.

Drawing below shows 3 bays.

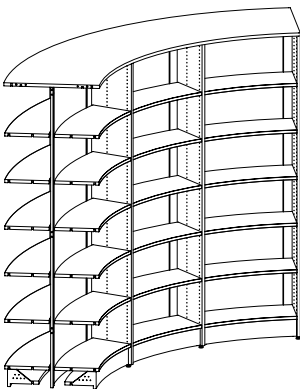


No. of bays	Item no. Veneer
1	BB783608620166151ZZZZZZZZZ2
2	BB783608620266151ZZZZZZZZZ2
3	BB783608620366151ZZZZZZZZZ2
4	BB783608620466151ZZZZZZZZZ2
5	BB783608620566151ZZZZZZZZZ2
6	BB783608620666151ZZZZZZZZZ2
7	BB783608620766151ZZZZZZZZZ2
8	BB783608620866151ZZZZZZZZZ2
9	BB783608620966151ZZZZZZZZZ2

Height 2120 mm (6 inner and 6 outer shelves in each bay + overlaying top plate/shelves)

D300 mm.

Drawing below shows 3 bays.



No. of bays	Item no. Veneer
1	BB783601620166161ZZZZZZZZZ2
2	BB783601620266161ZZZZZZZZZ2
3	BB783601620366161ZZZZZZZZZ2
4	BB783601620466161ZZZZZZZZZ2
5	BB783601620566161ZZZZZZZZZ2
6	BB783601620666161ZZZZZZZZZ2
7	BB783601620766161ZZZZZZZZZ2
8	BB783601620866161ZZZZZZZZZ2
9	BB783601620966161ZZZZZZZZZ2

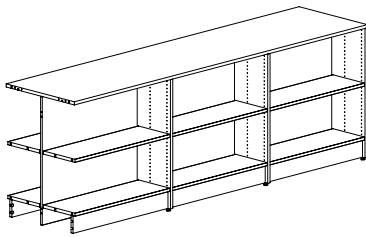
FRONTLINE STRAIGHT SHELVING SYSTEM (FSC)

END SECTION - ADJUSTABLE FEET - STRAIGHT

Last part of shelving system with wooden end panel, intermediate panels, wooden back panels, wooden shelves without backedge, wooden top plates, wooden plinths and fittings. Number of shelves are calculated for optimal shelf spacing for fiction.

Height 920 mm (2 inner and 2 outer shelves in each bay + overlaying top plate/shelves)

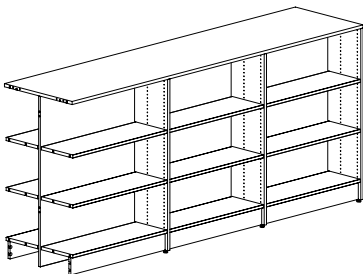
D300 x W900 mm. Straight modules available in other depths and widths, contact Customer Service. Drawing below shows 3 bays.



No. of bays	Item no. Veneer
1	BB7836373940166421ZZZZZZZZZ
2	BB7836373940266421ZZZZZZZZZ
3	BB7836373940366421ZZZZZZZZZ
4	BB7836373940466421ZZZZZZZZZ
5	BB7836373940566421ZZZZZZZZZ
6	BB7836373940666421ZZZZZZZZZ
7	BB7836373940766421ZZZZZZZZZ
8	BB7836373940866421ZZZZZZZZZ
9	BB7836373940966421ZZZZZZZZZ

Height 1220 mm (3 inner and 3 outer shelves in each bay + overlaying top plate/shelves)

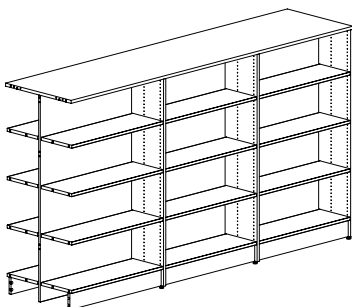
D300 x W900 mm. Straight modules available in other depths and widths, contact Customer Service. Drawing below shows 3 bays.



No. of bays	Item no. Veneer
1	BB7836323940166431ZZZZZZZZZ
2	BB7836323940266431ZZZZZZZZZ
3	BB7836323940366431ZZZZZZZZZ
4	BB7836323940466431ZZZZZZZZZ
5	BB7836323940566431ZZZZZZZZZ
6	BB7836323940666431ZZZZZZZZZ
7	BB7836323940766431ZZZZZZZZZ
8	BB7836323940866431ZZZZZZZZZ
9	BB7836323940966431ZZZZZZZZZ

Height 1520 mm (4 inner and 4 outer shelves in each bay + overlaying top plate/shelves)

D300 x W900 mm. Straight modules available in other depths and widths, contact Customer Service. Drawing below shows 3 bays.



No. of bays	Item no. Veneer
1	BB7836353940166441ZZZZZZZZZ
2	BB7836353940266441ZZZZZZZZZ
3	BB7836353940366441ZZZZZZZZZ
4	BB7836353940466441ZZZZZZZZZ
5	BB7836353940566441ZZZZZZZZZ
6	BB7836353940666441ZZZZZZZZZ
7	BB7836353940766441ZZZZZZZZZ
8	BB7836353940866441ZZZZZZZZZ
9	BB7836353940966441ZZZZZZZZZ

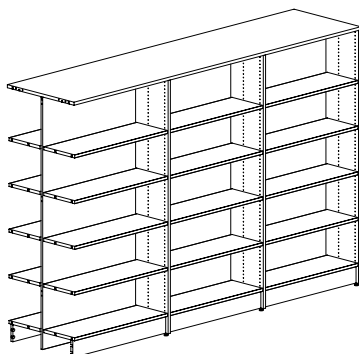
FRONTLINE STRAIGHT SHELVING SYSTEM (FSC)

END SECTION - ADJUSTABLE FEET - STRAIGHT

Last part of shelving system with wooden end panel, intermediate panels, wooden back panels, wooden shelves without backedge, wooden top plates, wooden plinths and fittings. Number of shelves are calculated for optimal shelf spacing for fiction.

Height 1820 mm (5 inner and 5 outer shelves in each bay + overlaying top plate/shelves)

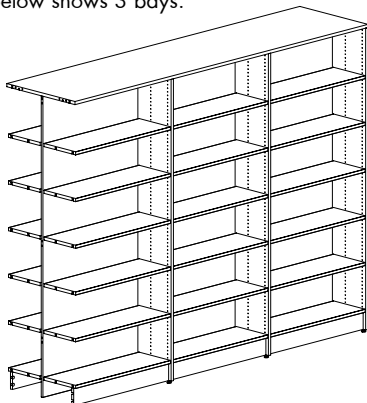
D300 x W900 mm. Straight modules available in other depths and widths, contact Customer Service. Drawing below shows 3 bays.



No. of bays	Item no. Veneer
1	BB7836383940166451ZZZZZZZZZ2
2	BB7836383940266451ZZZZZZZZZ2
3	BB7836383940366451ZZZZZZZZZ2
4	BB7836383940466451ZZZZZZZZZ2
5	BB7836383940566451ZZZZZZZZZ2
6	BB7836383940666451ZZZZZZZZZ2
7	BB7836383940766451ZZZZZZZZZ2
8	BB7836383940866451ZZZZZZZZZ2
9	BB7836383940966451ZZZZZZZZZ2

Height 2120 mm (6 inner and 6 outer shelves in each bay + overlaying top plate/shelves)

D300 x W900 mm. Straight modules available in other depths and widths, contact Customer Service. Drawing below shows 3 bays.



No. of bays	Item no. Veneer
1	BB7836313940166461ZZZZZZZZZ2
2	BB7836313940266461ZZZZZZZZZ2
3	BB7836313940366461ZZZZZZZZZ2
4	BB7836313940466461ZZZZZZZZZ2
5	BB7836313940566461ZZZZZZZZZ2
6	BB7836313940666461ZZZZZZZZZ2
7	BB7836313940766461ZZZZZZZZZ2
8	BB7836313940866461ZZZZZZZZZ2
9	BB7836313940966461ZZZZZZZZZ2



Ystad Public Library, Sweden



Nessoden Public Library, Norway



Ystad Public Library, Sweden



Kallhälls Public Library, Sweden

FRONTLINE ROUND SHELVING SYSTEM (FSC)

FREESTANDING SECTION - CASTORS - 18°

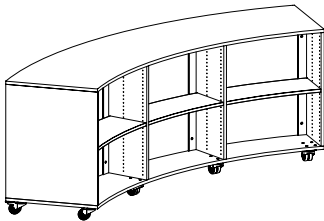
Complete shelving system with 2 wooden end panels, intermediate panels, wooden back panels, wooden shelves without backedge, wooden top plates, wooden castorplates and fittings. Number of shelves are calculated for optimal shelf spacing for fiction.

Height 920 mm (castor plate, 1 inner and 1 outer shelf in each bay + overlaying top plate)

D300 mm.

Drawing below shows 3 bays.

No. of bays	Item no. Veneer
1	BB78366780195111
2	BB78366780295111
3	BB78366780395111

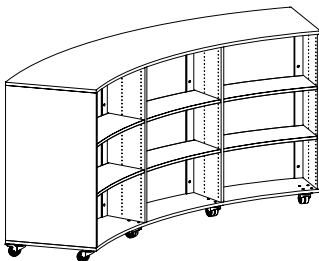


Height 1220 mm (castor plate, 2 inner and 2 outer shelves in each bay + overlaying top plate)

D300 mm.

Drawing below shows 3 bays.

No. of bays	Item no. Veneer
1	BB78366280195121
2	BB78366280295121
3	BB78366280395121

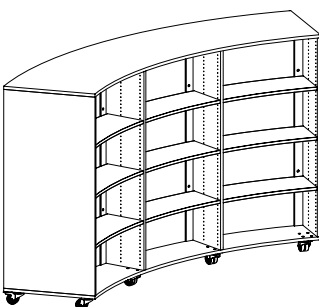


Height 1520 mm (castor plate, 3 inner and 3 outer shelves in each bay + overlaying top plate)

D300 mm.

Drawing below shows 3 bays.

No. of bays	Item no. Veneer
1	BB78366580195131
2	BB78366580295131
3	BB78366580395131



FRONTLINE ROUND SHELVING SYSTEM (FSC)

FREESTANDING SECTION - CASTORS - 26°

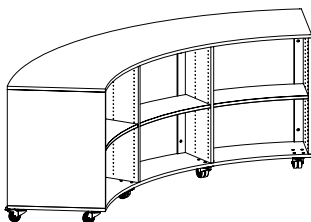
Complete shelving system with 2 wooden end panels, intermediate panels, wooden back panels, wooden shelves without backedge, wooden top plates, wooden castorplates and fittings. Number of shelves are calculated for optimal shelf spacing for fiction.

Height 920 mm (castor plate, 1 inner and 1 outer shelf in each bay + overlaying top plate)

D300 mm.

Drawing below shows 3 bays.

No. of bays	Item no. Veneer
1	BB78366760195111
2	BB78366760295111
3	BB78366760395111

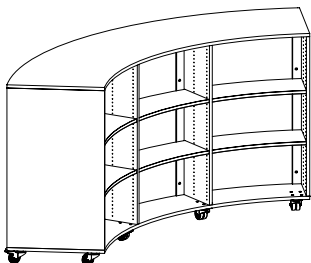


Height 1220 mm (castor plate, 2 inner and 2 outer shelves in each bay + overlaying top plate)

D300 mm.

Drawing below shows 3 bays.

No. of bays	Item no.
1	BB78366260195121
2	BB78366260295121
3	BB78366260395121

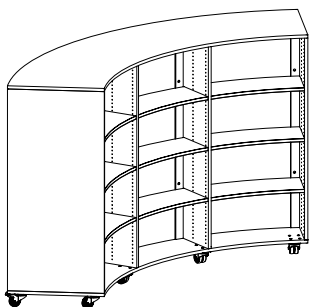


Height 1520 mm (castor plate, 3 inner and 3 outer shelves in each bay + overlaying top plate)

D300 mm.

Drawing below shows 3 bays.

No. of bays	Item no.
1	BB78366560195131
2	BB78366560295131
3	BB78366560395131



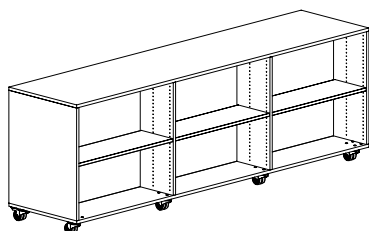
FRONTLINE STRAIGHT SHELVING SYSTEM (FSC)

FREESTANDING SECTION - CASTORS - STRAIGHT

Complete shelving system with 2 wooden end panels, intermediate panels, wooden back panels, wooden shelves without backedge, wooden top plates, wooden castorplates and fittings. Number of shelves are calculated for optimal shelf spacing for fiction.

Height 920 mm (castor plate, 1 inner and 1 outer shelves in each bay + overlaying top plate)

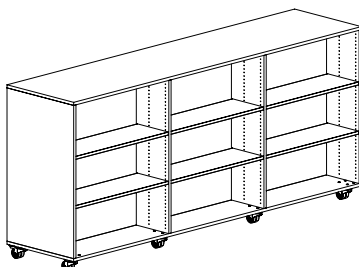
D300 x W900 mm



No. of bays	Item no.
1	BB783697390195411
2	BB783697390295411
3	BB783697390395411

Height 1220 mm (castor plate, 2 inner and 2 outer shelves in each bay + overlaying top plate)

D300 x W900 mm



No. of bays	Item no.
1	BB783695390195431
2	BB783695390295431
3	BB783695390395431

Height 1520 mm (castor plate, 3 inner and 3 outer shelves in each bay + overlaying top plate)

D300 x W900 mm



No. of bays	Item no.
1	BB783692390195421
2	BB783692390295421
3	BB783692390395421



When constructing your own shelving, there are many factors to be taken into consideration and most importantly, you must remember to order all parts. Below you will find a check list of components you need to consider when constructing your own round Slimline/Frontline shelving.

HOW MANY CURVED AND HOW MANY STRAIGHT BAYS?

Find out how much space you have in the library to create the round shelving for your library. There are numerous combinations, using both curved and straight bays. See examples on pages 16-17.

CASTORS OR ADJUSTABLE FEET

Do you want your shelving to be moveable or stationary? If you decide on installing with castors, the shelving system will be installed in sections of maximum 3 bays. If you decide on installing with adjustable feet, the shelving system will be installed in one long section. See pages 98-99 for castorplates.

END AND INTERMEDIATE PANELS

This is the main component for constructing your shelving. Before building your shelving, you must know the height of your finished shelving. See page 100-103.

TOP PLATES

The top plates for curved shelving systems are available for freestanding, starter, intermediate and end bays - the length depends on the number of bays in the section. See pages 104-105.

The top plates for straight shelving systems are available for freestanding, starter/end and intermediate bays - the length depends on the number of bays in the section. See pages 106-107.

SHELVES

How many shelves do you need per bay? See complete configurations for our recommendation on how many shelves should be installed for certain heights on page 14. For overview of shelves see pages 108-112.

BACKPANELS

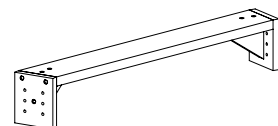
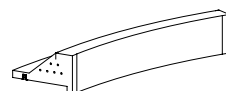
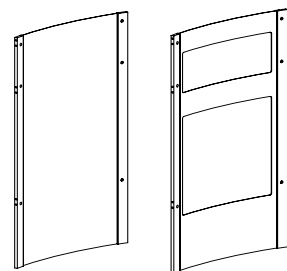
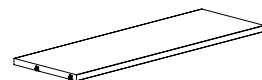
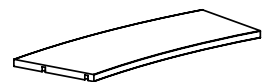
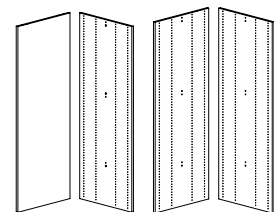
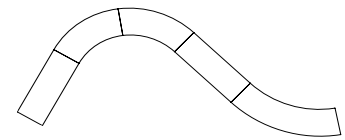
Choose between a standard or open back panel for curved shelving systems. See page 114-115.

Choose between a standard back panel or steel frame for straight shelving system. See pages 116-117.

WITH OR WITHOUT KICK PLATE

This is a choice for the final design of the complete shelving system. See pages 118-119.

- For curved shelving systems on adjustable feet, you must install either a plinth or a stabilising base.
- For straight shelving systems on adjustable feet, you can choose to install a plinth.
- For curved shelving systems on castors, you can choose to install a kick-plate (not standard).
- For straight shelving systems on castors, you can choose to install a plinth.

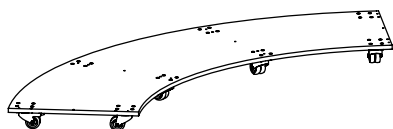


COMPONENTS

WOODEN SLIMLINE ROUND/STRAIGHT CASTOR PLATE

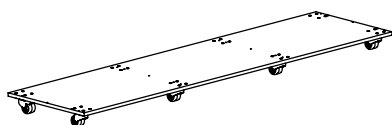
The double-sided castor plates can function as the lowest shelf. With either 4, 6 or 8 castors, 2 of which are lockable.

Slimline round, wooden, double-sided castor plate



Degree	No of bays	Item no. Veneer
18	1	B782622380101
18	2	B782622380201
18	3	B782622380301
26	1	B782622360101
26	2	B782622360201
26	3	B782622360301

Slimline straight, wooden, double-sided castor plate




Module mm	No of bays	Item no. Veneer
750	1	B782624370101
750	2	B782624370201
750	3	B782624370301
900	1	B782624390101
900	2	B782624390201
900	3	B782624390301

COMPONENTS

WOODEN FRONTLINE ROUND/STRAIGHT CASTOR PLATE

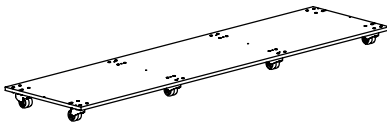
The double-sided castor plates can function as the lowest shelf. With either 4, 6 or 8 castors, 2 of which are lockable.

Frontline round, wooden, double-sided castor plate (FSC)



Degree	No of bays	Item no. Veneer
18	1	B78362238011
18	2	B78362238021
18	3	B78362238031
26	1	B78362236011
26	2	B78362236021
26	3	B78362236031

Frontline straight, wooden, double-sided castor plate (FSC)



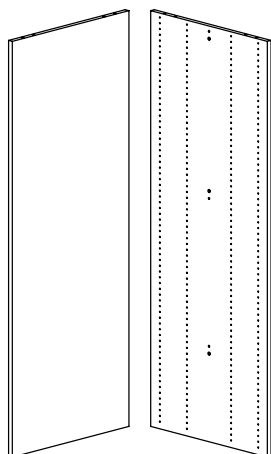
Module mm	No of bays	Item no. Veneer
750	1	B78362437011
750	2	B78362437021
750	3	B78362437031
900	1	B78362439011
900	2	B78362439021
900	3	B78362439031

COMPONENTS

WOODEN SLIMLINE END PANELS

Slimline wooden, double-sided end panel with adjustable feet

Also available in other depths, contact Customer Service.



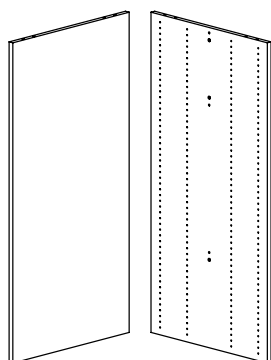
Height mm	Shelf depth mm
920	300
1220	300
1520	300
1820	300
2120	300

Item no.
Veneer

B78260073291
B78260023291
B78260053291
B78260083291
B78260013291

Slimline wooden, double-sided end panel for castor plates

Also available in other depths, contact Customer Service.



Height mm	Shelf depth mm
920	300
1220	300
1520	300

Item no.
Veneer

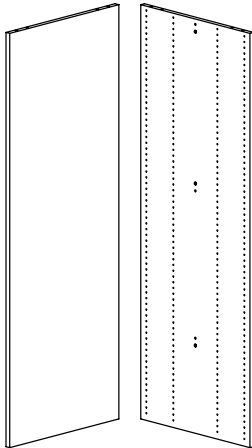
B7826207391
B7826202391
B7826205391

COMPONENTS

WOODEN FRONTLINE END PANELS

Frontline wooden, double-sided end panel with adjustable feet (FSC)

Also available in other depths, contact Customer Service.



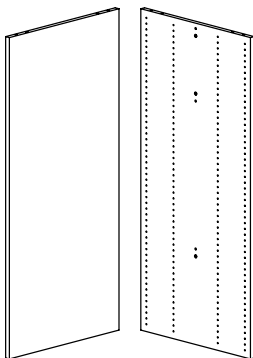
Height mm	Shelf depth mm
920	300
1220	300
1520	300
1820	300
2120	300

Item no.
Veneer

B78360073291
B78360023291
B78360053291
B78360083291
B78360013291

Frontline wooden, double-sided end panel for castor plates (FSC)

Also available in other depths, contact Customer Service.



Height mm	Shelf depth mm
920	300
1220	300
1520	300

Item no.
Veneer


B7836207391
B7836202391
B7836205391

COMPONENTS

WOODEN SLIMLINE INTERMEDIATE PANELS

Slimline wooden, double-sided intermediate panel with adjustable feet

Also available in other depths, contact Customer Service.




Height mm	Shelf depth mm
920	300
1220	300
1520	300
1820	300
2120	300

Item no.
Veneer

B78260073281
B78260023281
B78260053281
B78260083281
B78260013281

Slimline wooden, double-sided intermediate panel for castor plates

Also available in other depths, contact Customer Service.



Height mm	Shelf depth mm
920	300
1220	300
1520	300

Item no.
Veneer


B7826207381
B7826202381
B7826205381

COMPONENTS

WOODEN FRONTLINE INTERMEDIATE PANELS

Frontline wooden, double-sided intermediate panel with adjustable feet (FSC)


Also available in other depths, contact Customer Service.



Height mm	Shelf depth mm	Item no. Veneer
920	300	B78360073281
1220	300	B78360023281
1520	300	B78360053281
1820	300	B78360083281
2120	300	B78360013281

Frontline wooden, double-sided intermediate panel for castor plates (FSC)

Also available in other depths, contact Customer Service.



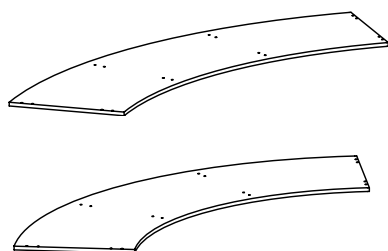
Height mm	Shelf depth mm	Item no. Veneer
920	300	B7836207381
1220	300	B7836202381
1520	300	B7836205381

COMPONENTS

WOODEN SLIMLINE ROUND TOP PLATES

Slimline round wooden double-sided top plate - freestanding

D300/300 mm. Incl. fittings.

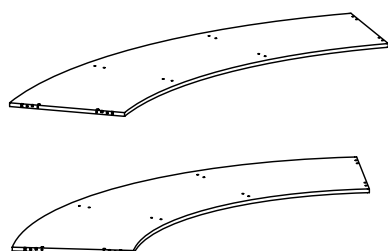


Degree	No. of bays
18	1
18	2
18	3
26	1
26	2
26	3

Item no. Veneer
B78260268150
B78260268250
B78260268350
B78260266150
B78260266250
B78260266350

Slimline round wooden double-sided top plate - starter bay

D300/300 mm. Incl. fittings.

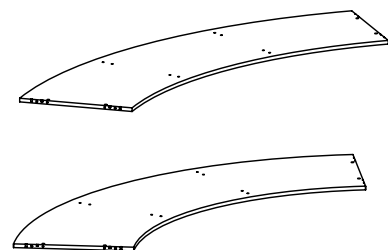


Degree	No. of bays
18	1
18	2
18	3
26	1
26	2
26	3

Item no. Veneer
B78260268110
B78260268210
B78260268310
B78260266110
B78260266210
B78260266310

Slimline round wooden double-sided top plate - intermediate bay

D300/300 mm. Incl. fittings.

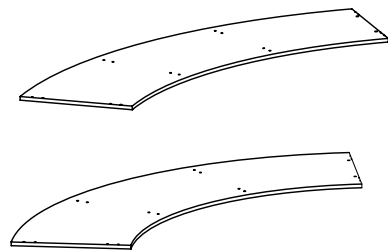


Degree	No. of bays
18	1
18	2
18	3
26	1
26	2
26	3

Item no. Veneer
B78260268130
B78260268230
B78260268330
B78260266130
B78260266230
B78260266330

Slimline round wooden double-sided top plate - end bay

D300/300 mm. Incl. fittings.



Degree	No. of bays
18	1
18	2
18	3
26	1
26	2
26	3

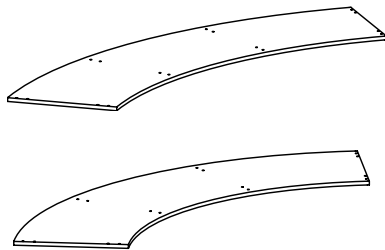
Item no. Veneer
B78260268120
B78260268220
B78260268320
B78260266120
B78260266220
B78260266320

COMPONENTS

WOODEN FRONTLINE ROUND TOP PLATES

Frontline round wooden double-sided top plate (FSC) - freestanding

D300/300 mm. Incl. fittings.



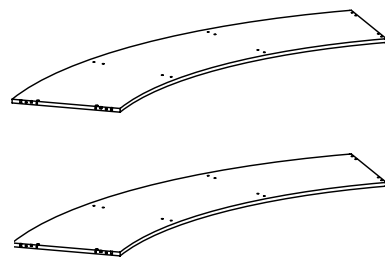
Degree	No. of bays
18	1
18	2
18	3
26	1
26	2
26	3

Item no.
Veneer

B78360268151
B78360268251
B78360268351
B78360266151
B78360266251
B78360266351

Frontline round wooden double-sided top plate (FSC) - starter bay

D300/300 mm. Incl. fittings.



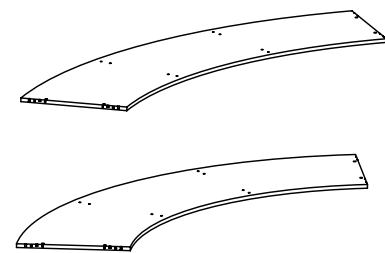
Degree	No. of bays
18	1
18	2
18	3
26	1
26	2
26	3

Item no.
Veneer

B78360268111
B78360268211
B78360268311
B78360266111
B78360266211
B78360266311

Frontline round wooden double-sided top plate (FSC) - intermediate bay

D300/300 mm. Incl. fittings.



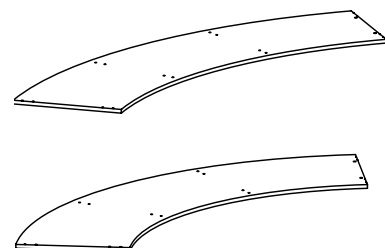
Degree	No. of bays
18	1
18	2
18	3
26	1
26	2
26	3

Item no.
Veneer

B78360268131
B78360268231
B78360268331
B78360266131
B78360266231
B78360266331

Frontline round wooden double-sided top plate (FSC) - end bay

D300/300 mm. Incl. fittings.



Degree	No. of bays
18	1
18	2
18	3
26	1
26	2
26	3

Item no.
Veneer

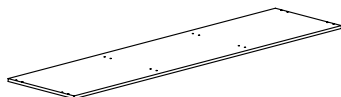
B78360268121
B78360268221
B78360268321
B78360266121
B78360266221
B78360266321

COMPONENTS

WOODEN SLIMLINE STRAIGHT TOP PLATES

Slimline straight wooden double-sided top plate - freestanding bay

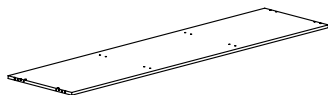
D300/300 mm. Incl. fittings.



Module mm	No. of bays	Item no. Veneer
750	1	B78263067150
750	2	B78263067250
750	3	B78263067350
900	1	B78263069150
900	2	B78263069250
900	3	B78263069350

Slimline straight wooden double-sided top plate - starter/end bay

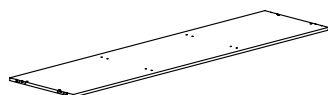
D300/300 mm. Incl. fittings.



Module mm	No. of bays	Item no. Veneer
750	1	B78263067140
750	2	B78263067240
750	3	B78263067340
900	1	B78263069140
900	2	B78263069240
900	3	B78263069340

Slimline straight wooden double-sided top plate - intermediate bay

D300/300 mm. Incl. fittings.



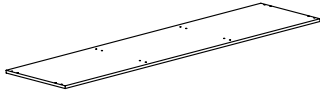
Module mm	No. of bays	Item no. Veneer
750	1	B78263067130
750	2	B78263067230
750	3	B78263067330
900	1	B78263069130
900	2	B78263069230
900	3	B78263069330

COMPONENTS

WOODEN FRONTLINE STRAIGHT TOP PLATES

Frontline straight wooden double-sided top plate (FSC) - freestanding bay

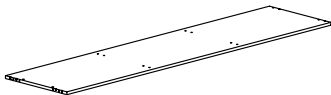
D300/300 mm. Incl. fittings.



Module mm	No. of bays	Item no. Veneer
750	1	B78363067151
750	2	B78363067251
750	3	B78363067351
900	1	B78363069151
900	2	B78363069251
900	3	B78363069351

Frontline straight wooden double-sided top plate (FSC) - starter/end bay

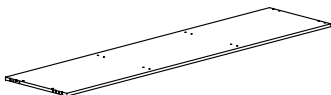
D300/300 mm. Incl. fittings.



Module mm	No. of bays	Item no. Veneer
750	1	B78363067141
750	2	B78363067241
750	3	B78363067341
900	1	B78363069141
900	2	B78363069241
900	3	B78363069341

Frontline straight wooden double-sided top plate (FSC) - intermediate bay

D300/300 mm. Incl. fittings.



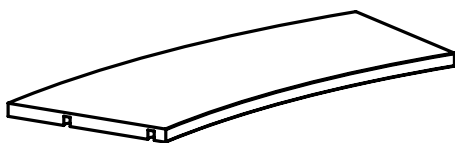
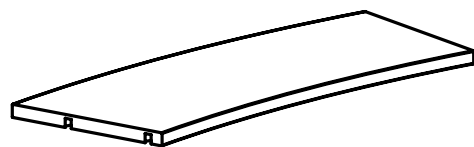
Module mm	No. of bays	Item no. Veneer
750	1	B78363067131
750	2	B78363067231
750	3	B78363067331
900	1	B78363069131
900	2	B78363069231
900	3	B78363069331

COMPONENTS

WOODEN SLIMLINE/FRONTLINE ROUND INTERMEDIATE SHELVES

Slimline/Frontline round intermediate wooden shelf without backedge (FSC) - inner

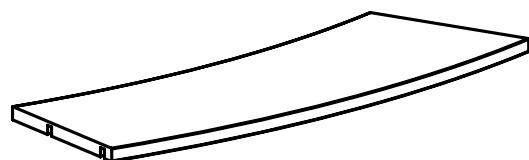
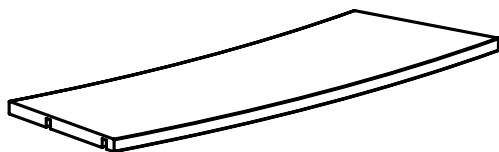
Incl. fittings.



Degree	Shelf depth mm	Backedge	Item no. Veneer
18	300	Without backedge	B7826128151ZZZZZ3
26	300	Without backedge	B7826126151ZZZZZ3

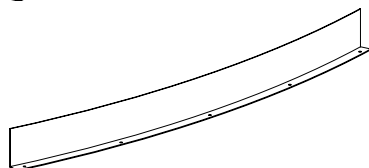
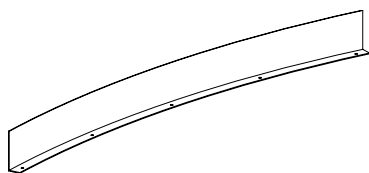
Slimline/Frontline round intermediate wooden shelf without backedge (FSC) - outer

Incl. fittings.



Degree	Shelf depth mm	Backedge	Item no. Veneer
18	300	Without backedge	B7826128141ZZZZZ3
26	300	Without backedge	B7826126141ZZZZZ3

Steel backedge for Slimline/Frontline round intermediate wooden shelf without backedge (B782612x2)



Degree	Type	Item no.
18	Inner	B782614825
26	Inner	B782614625
18	Outer	B782614824
26	Outer	B782614624

COMPONENTS

STEEL SLIMLINE/FRONTLINE ROUND INTERMEDIATE SHELVES

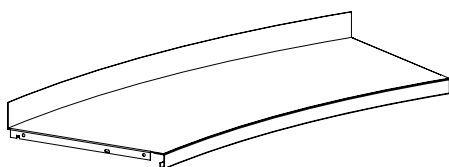
Slimline/Frontline round intermediate steel shelf with backedge - inner

Incl. fittings and shelf strengthener.

Degree	Shelf depth mm
18	300
26	300

Item no.

B782616855
B782616655



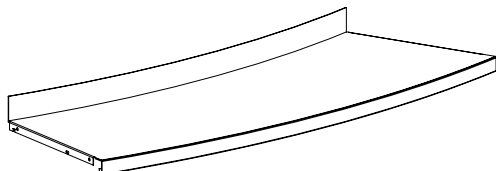
Slimline/Frontline round intermediate steel shelf with backedge - outer

Incl. fittings, shelf strengthener and screws to prevent shelf from tilting.

Degree	Shelf depth mm
18	300
26	300

Item no.

B782616854
B782616654



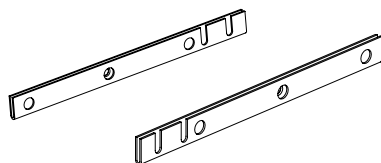
Bracket for Slimline/Frontline round intermediate steel shelf with steel backedge

Incl. fittings.

Type	Shelf depth cm
Left	300
Right	300

Item no.

B78300138
B78300139



COMPONENTS

WOODEN SLIMLINE/FRONTLINE STRAIGHT INTERMEDIATE SHELVES

Slimline/Frontline straight intermediate wooden shelf without backedge (FSC)

Incl. fittings.

Module
mm

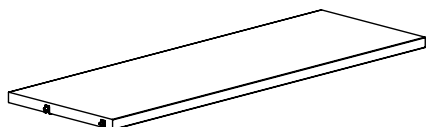
Shelf depth
mm

Item no.
Veneer

750
900

300
300

B7826367341ZZZZZ3
B7826369341ZZZZZ3



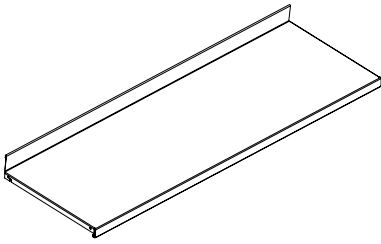
COMPONENTS

STEEL SLIMLINE/FRONTLINE STRAIGHT INTERMEDIATE SHELVES

Slimline/Frontline straight intermediate steel shelf with steel backedge and brackets

Steel backedge 47 mm. Incl. fittings.

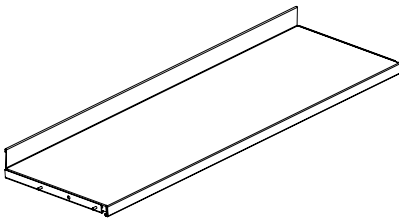
Module mm	Shelf depth cm	With. brackets Item no.
750	300	BB4007641137
900	300	BB4007641139



Slimline/Frontline straight intermediate steel shelf with steel backedge and without brackets

Steel backedge 47 mm. Brackets must be ordered separately.

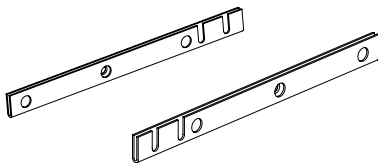
Module mm	Shelf depth cm	Without brackets Item no.
750	300	B40100137
900	300	B40100139



Bracket for Slimline/Frontline straight intermediate steel shelf with steel backedge

Incl. fittings.

Type	Shelf depth cm	Item no.
Left	300	B78300138
Right	300	B78300139

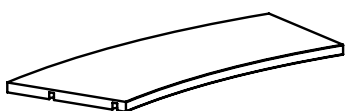


COMPONENTS

WOODEN SLIMLINE/FRONTLINE ROUND/STRAIGHT BOTTOM SHELVES

Slimline/Frontline round bottom wooden shelf without backedge (FSC) - inner

Incl. fittings.	Degree	Shelf depth mm	Item no. Veneer
	18	300	B7826128151ZZZZZ2
	26	300	B7826126151ZZZZZ2



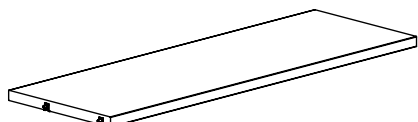
Slimline/Frontline round bottom wooden shelf without backedge (FSC) - outer

Incl. fittings.	Degree	Shelf depth mm	Item no. Veneer
	18	300	B7826128141ZZZZZ2
	26	300	B7826126141ZZZZZ2



Slimline/Frontline straight bottom wooden shelf without backedge (FSC)

Incl. fittings.	Width	Shelf depth mm	Item no. Veneer
	750	300	B7826367341ZZZZZ2
	900	300	B7826369341ZZZZZ2

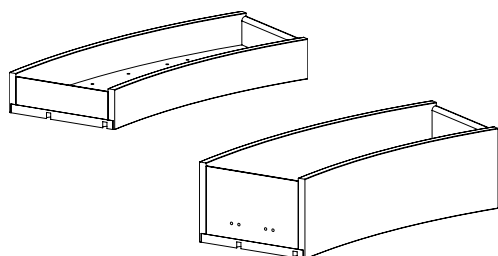


COMPONENTS

SLIMLINE/FONTLINE ROUND WOODEN BROWSER

Slimline/Frontline round wooden browser (FSC) - inner

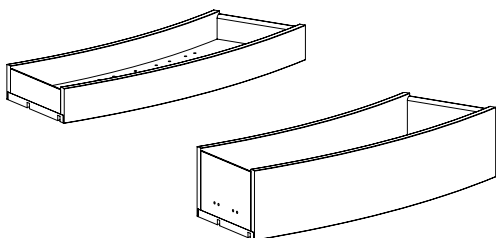
Incl. fittings, dividers and rubber mat
(not shown on drawing).



Degree	Height mm	Dividers	Item no. Veneer
18	100	1	BB7829001814011
18	100	2	BB7829001814021
18	100	3	BB7829001814031
18	200	1	BB7829001815011
18	200	2	BB7829001815021
18	200	3	BB7829001815031
26	100	1	BB7829001614011
26	100	2	BB7829001614021
26	100	3	BB7829001614031
26	200	1	BB7829001615011
26	200	2	BB7829001615021
26	200	3	BB7829001615031

Slimline/Frontline round wooden browser (FSC) - outer

Incl. fittings, dividers and rubber mat
(not shown on drawing).



Degree	Shelf depth mm	Height mm	Item no. Veneer
18	100	1	BB7829001824011
18	100	2	BB7829001824021
18	100	3	BB7829001824031
18	200	1	BB7829001825011
18	200	2	BB7829001825021
18	200	3	BB7829001825031
26	100	1	BB7829001624011
26	100	2	BB7829001624021
26	100	3	BB7829001624031
26	200	1	BB7829001625011
26	200	2	BB7829001625021
26	200	3	BB7829001625031

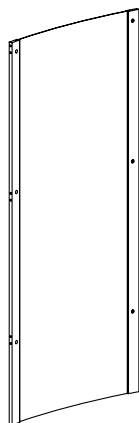
COMPONENTS

SLIMLINE/FRONTLINE BACK PANEL - ADJUSTABLE FEET

It is necessary to install either a steel back frame or wooden back panel when building a complete straight shelving system.

Slimline/Frontline round wooden back panel for bays with adjustable feet (FSC)

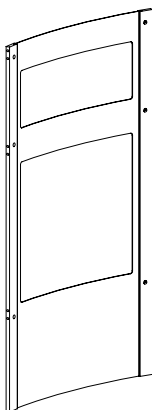
Incl. fittings.



Degree	Height mm	Item no. Veneer
18	920	B7826067801
18	1220	B7826062801
18	1520	B7826065801
18	1820	B7826068801
18	2120	B7826061801
26	920	B7826067601
26	1220	B7826062601
26	1520	B7826065601
26	1820	B7826068601
26	2120	B7826061601

Slimline/Frontline round open wooden back panel for bays with adjustable feet (FSC)

Incl. fittings.



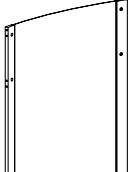
Degree	Height mm	Item no. Veneer
18	920	B7826077801
18	1220	B7826072801
18	1520	B7826075801
18	1820	B7826078801
18	2120	B7826071801
26	920	B7826077601
26	1220	B7826072601
26	1520	B7826075601
26	1820	B7826078601
26	2120	B7826071601

COMPONENTS

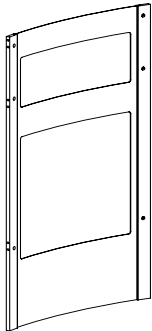
SLIMLINE/FRONTLINE BACK PANEL - CASTORS

It is necessary to install either a steel back frame or wooden back panel when building a complete straight shelving system.

Slimline/Frontline round wooden back panel for bays with castors (FSC)

Incl. fittings.	Degree	Height mm	Item no. Veneer
	18	92	B7836067801
	18	122	B7836062801
	18	152	B7836065801
	26	92	B7836067601
	26	122	B7836062601
	26	152	B7836065601

Slimline/Frontline open round wooden back panel for bays with castors (FSC)

Incl. fittings.	Degree	Height mm	Item no. Veneer
	18	92	B7836077801
	18	122	B7836072801
	18	152	B7836075801
	26	92	B7836077601
	26	122	B7836072601
	26	152	B7836075601

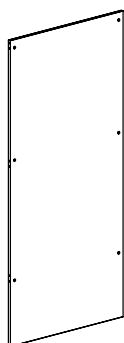
COMPONENTS

SLIMLINE/FRONTLINE BACK PANEL - ADJUSTABLE FEET/CASTORS

It is necessary to install either a steel back frame or wooden back panel when building a complete straight shelving system.

Slimline/Frontline straight wooden back panel for bays with adjustable feet (FSC)

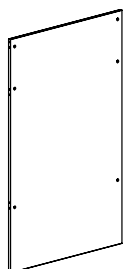
Incl. fittings.



Module mm	Height mm	Item no. Veneer
750	920	B7826347701
750	1220	B7826342701
750	1520	B7826345701
750	1820	B7826348701
750	2120	B7826341701
900	920	B7826347901
900	1220	B7826342901
900	1520	B7826345901
900	1820	B7826348901
900	2120	B7826341901

Slimline/Frontline straight wooden back panel for bays with castors (FSC)

Incl. fittings.



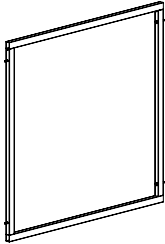
Module mm	Height mm	Item no. Veneer
750	920	B7826407701
750	1220	B7826402701
750	1520	B7826405701
900	920	B7826407901
900	1220	B7826402901
900	1520	B7826405901

COMPONENTS

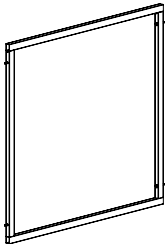
SLIMLINE/FRONTLINE STEEL FRAME

It is necessary to install either a steel back frame or wooden back panel when building a complete straight shelving system.

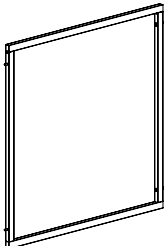
Steel back frame for bays with adjustable feet

Incl. fittings.	Module mm	Height mm	Item no. Starter bay
	750	All heights	B7822137ZZZ8
	900	All heights	B7822139ZZZ8

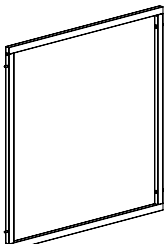
Steel back frame for bays with adjustable feet

Incl. fittings.	Module mm	Height mm	Item no. Add-on bay
	750	All heights	B7822137ZZZ9
	900	All heights	B7822139ZZZ9

Steel back frame for bays with castors

Incl. fittings.	Module mm	Height mm	Item no. Starter bay
	750	920	B7826427ZZZ8
	750	1220	B7822137ZZZ8
	750	1520	B7822137ZZZ8
	900	920	B7826429ZZZ8
	900	1220	B7822139ZZZ8
	900	1520	B7822139ZZZ8

Steel back frame for bays with castors

Incl. fittings.	Module mm	Height mm	Item no. Add-on bay
	750	920	B7826427ZZZ9
	750	1220	B7822137ZZZ9
	750	1520	B7822137ZZZ9
	900	920	B7826429ZZZ9
	900	1220	B7822139ZZZ9
	900	1520	B7822139ZZZ9

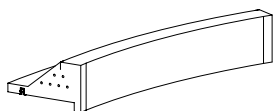
COMPONENTS

SLIMLINE/FRONTLINE PLINTH

The plinth can be mounted on both round and straight shelving as well as with adjustable feet or castors (not standard). Note that when constructing round shelving on adjustable feet, you must install either a plinth or a stabilizing base underneath the bottom shelf.

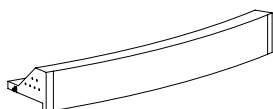
Plinth for Slimline/Frontline round bay with adjustable feet (FSC) - inner

Incl. fittings.	Degree	Shelf depth mm	Item no. Veneer
	18	300	B782610851
	26	300	B782610651



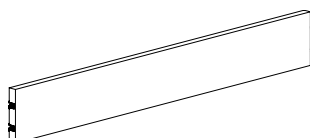
Plinth for Slimline/Frontline round bay with adjustable feet (FSC) - outer

Incl. fittings.	Degree	Shelf depth mm	Item no. Veneer
	18	300	B782610841
	26	300	B782610641



Plinth for Slimline/Frontline straight bay with adjustable feet (FSC)

Incl. fittings. H120 mm.	Module mm	Shelf depth mm	Item no.
	750	300	B7820017
	900	300	B7820019



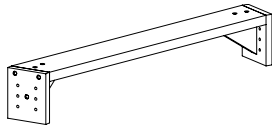
COMPONENTS

SLIMLINE/FRONTLINE STABILIZING BASE

When constructing round shelving on adjustable feet, you must install either a plinth or a stabilizing base underneath the bottom shelf to stabilize and ensure correct distance and angle between the panels.

Stabilizing base for Slimline/Frontline round bay with adjustable feet (FSC) - inner

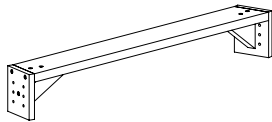
Incl. fittings. Not visible when installed.



Degree	Shelf depth mm	Item no. Veneer
18	300	B782628851
26	300	B782628651

Stabilizing base for Slimline/Frontline round bay with adjustable feet (FSC) - outer

Incl. fittings. Not visible when installed.



Degree	Shelf depth mm	Item no. Veneer
18	300	B782628841
26	300	B782628641

LOCATIONS

WE ARE LIBRARY PEOPLE®



DENMARK

Lammhults Biblioteksdesign A/S
Dalbækvej 1
6670 Holsted

bci@bci.dk
www.bci.dk

FRANCE

BC Intérieur Sarl
6 allée Kepler
77420 Champs sur Marne

bci@bcinterieur.com
www.bcinterieur.com

BELGIUM

SBNL - Schulz Benelux BVBA
Appelweg 94 C
3221 Holsbeek

info@sbnl.be
www.sbnl.be

SWEDEN

Lammhults Biblioteksdesign AB
Odlarevägen 16
226 60 Lund

eurobib@eurobib.se
www.eurobib.se

GERMANY

Schulz Speyer Bibliothekstechnik AG
Hafenstraße 2
67346 Speyer

sales@schulzspeyer.de
www.schulzspeyer.de

UNITED KINGDOM

thedesignconcept Ltd.
The Old Bakery,
10 Greenless Road
Cambuslang Belgrave Street
Glasgow G72 8JJ

info@thedesignconcept.co.uk
www.thedesignconcept.co.uk

NORWAY

BS Eurobib AS
Alf Bjerckes Vei 20
0582 Oslo

post@bseurobib.no
www.bseurobib.no