



LINGO SHELVING SYSTEM

DKK PRICE LIST
01.01.2024



LINGO SHELVING

You will find exceptional versatility with the functional and flexible Lingo Shelving System.

It encapsulates the true meaning of flexibility. Its modular construction provides the highest degree of functionality and versatility and its style and quality makes it suitable for both contemporary and classic library environments.

The Lingo shelving system offers endless possibilities of function and design. The construction of the shelving system, with 25 mm increments, allows for easy assembly and adjustment without the use of specific tools.

Lingo is available as a single- or double-sided shelving, with or without castors, and as a straight, curved or combined solution. It can be fitted with steel or wooden shelves, as well as a wide variety of other functional components. The result – a customisable shelving systems that fits the requirements of your specific library.

You will find all the standard products in this overview. For additional inspiration we invite you to visit our website where you can find project inspiration from our latest projects around the world. Our professional sales team is ready to help you with any questions you may have.



The price list is valid from 01.01.2024 until 31.12.2024.

Conditions of sale and terms of delivery

All prices are excluding VAT and delivery. Please see our conditions of sale and terms of delivery on our website.

Updating the price list

The price list will continually be updated and can be downloaded on our website. Please contact our sales office, who will forward a log-in and password via e-mail. We reserve the right to make product and price alterations without prior notice and accept no liability for printing errors.



INDEX

| | |
|--|----|
| FSC ® | 4 |
| DESIGN OPTIONS | 6 |
| TECHNICAL SPECIFICATIONS | 10 |
| DIMENSIONS | 20 |
| BAY CONSTRUCTION | 24 |
| STRAIGHT AND ROUND COMBINATIONS | 28 |

STRAIGHT CONFIGURATIONS

BBN001 - WITH ADJUSTABLE FEET, FOR TOP SHELF

| | |
|---|----|
| Single-sided configurations with back frame | 30 |
| Double-sided configurations with back frame..... | 32 |
| Single-sided configurations with high wooden back panel.... | 38 |
| Double-sided configurations with high wooden back panel .. | 40 |
| Single-sided configurations with low wooden back panel..... | 44 |
| Double-sided configurations with low wooden back panel.... | 46 |
| Single-sided configurations with cross brace..... | 50 |
| Double-sided configurations with cross brace..... | 52 |

BBN002 - WITH ADJUSTABLE FEET & TOP PLATE

| | |
|---|----|
| Single-sided configurations with back frame | 56 |
| Double-sided configurations with back frame..... | 62 |
| Single-sided configurations with wooden back panel..... | 70 |
| Double-sided configurations with wooden back panel..... | 76 |
| Single-sided configurations with cross brace..... | 84 |
| Double-sided configurations with cross brace..... | 90 |

BBN011 - WITH CASTOR PLATE, FOR TOP SHELF

| | |
|--|-----|
| Double-sided configurations with back frame..... | 98 |
| Double-sided configurations with wooden high back panel | 104 |
| Double-sided configurations with wooden low back panel.. | 110 |
| Double-sided configurations with cross brace..... | 116 |

BBN012 - WITH CASTOR PLATE & TOP PLATE

| | |
|---|-----|
| Double-sided configurations with back frame..... | 122 |
| Double-sided configurations with wooden back panel..... | 128 |
| Double-sided configurations with cross brace..... | 134 |

LINGO SQUARE

| | |
|--------------------|-----|
| With plint..... | 138 |
| With castors | 140 |

COMPONENTS FOR STRAIGHT SHELVING

CHECK LIST

SHELVES

| | |
|---|-----|
| S1, S2, S3, S4 - steel shelves..... | 144 |
| ST1, ST2, ST3 - steel top shelves | 156 |
| W1, W2, W3, W4 - wooden shelves | 166 |
| WT1, WT3 - wooden top shelves..... | 174 |
| WO1 - wooden overlaying top plates..... | 179 |
| Display and storage | 186 |

ACCESSORIES

| | |
|---------------------------------|-----|
| Steel browsers | 188 |
| Wooden browsers..... | 194 |
| Display and storage | 195 |
| Book supports..... | 200 |
| Signage for front of shelf..... | 202 |
| Signage for end panel..... | 204 |

CASTORS & PLINTHS

| | |
|----------------------|-----|
| Visible castors..... | 207 |
| Hidden castors..... | 207 |
| Castor plates | 208 |
| Plinths..... | 209 |

PANELS

With adjustable feet/for castor frame:

| | |
|---|-----|
| Single-sided wooden panels - for top shelf..... | 210 |
| Double-sided wooden panels - for top shelf | 212 |
| Double-sided slat wooden panels - for top shelf..... | 213 |
| Single-sided wooden panels - for overlaying top plate | 214 |
| Double-sided wooden panels - for overlaying top plate | 216 |
| Double-sided slat wooden panels - for overlaying top plate .. | 217 |

For castor plate:

| | |
|---|-----|
| Double-sided wooden panels - for top shelf | 218 |
| Double-sided slat wooden panels - for top shelf..... | 219 |
| Double-sided wooden panels - for overlaying top plate | 220 |
| Double-sided slat wooden panels - for overlaying top plate .. | 221 |

End panel bay

| | |
|-----------------------------------|-----|
| End panel bay | 222 |
| Components for end panel bay..... | 223 |

CONNECTION ELEMENTS

| | |
|--------------------------|-----|
| Wooden back panels | 224 |
| Steel frame..... | 226 |
| Cross frame..... | 227 |

LIGHTING

| | |
|------------------------|-----|
| Book Big lighting..... | 228 |
|------------------------|-----|

ROUND CONFIGURATIONS

| | |
|--|-----|
| BBN201 - 26° WITH ADJUSTABLE FEET, FOR TOP SHELF | |
| 26° - back frame | 232 |
| 26° - high steel back panel | 236 |
| 26° - low steel back panel | 240 |
| BBN202 - 26° WITH ADJUSTABLE FEET & TOP PLATE | |
| 26° - back frame - freestanding section | 244 |
| 26° - back frame - left starter section..... | 245 |
| 26° - back frame - right starter section | 246 |
| 26° - back frame - intermediate section | 247 |
| 26° - back frame - left end section | 248 |
| 26° - back frame - right end section..... | 249 |
| 26° - steel back panel - freestanding section | 252 |
| 26° - steel back panel - left starter section..... | 253 |
| 26° - steel back panel - right starter section | 254 |
| 26° - steel back panel - intermediate section | 255 |
| 26° - steel back panel - left end section | 256 |
| 26° - steel back panel - right end section..... | 257 |
| BBN211 - 26° WITH CASTOR PLATE, FOR TOP SHELF | |
| 26° - back frame - freestanding section | 260 |
| 26° - high steel back panel - freestanding section | 264 |
| 26° - low steel back panel - freestanding section | 268 |
| BBN212 - 26° WITH CASTOR PLATE & TOP PLATE | |
| 26° - back frame - freestanding section | 272 |
| 26° - steel back panel - freestanding section | 276 |
| BBN221 - 18° WITH ADJUSTABLE FEET, FOR TOP SHELF | |
| 18° - back frame | 280 |
| 18° - high steel back panel | 284 |
| 18° - low steel back panel | 290 |
| BBN222 - 18° WITH ADJUSTABLE FEET & TOP PLATE | |
| 18° - back frame - freestanding section | 292 |
| 18° - back frame - left starter section..... | 293 |
| 18° - back frame - right starter section | 294 |
| 18° - back frame - intermediate section | 295 |
| 18° - back frame - left end section | 296 |
| 18° - back frame - right end section..... | 297 |
| 18° - steel back panel - freestanding section | 300 |
| 18° - steel back panel - left starter section..... | 301 |
| 18° - steel back panel - right starter section | 302 |
| 18° - steel back panel - intermediate section | 303 |
| 18° - steel back panel - left end section | 304 |
| 18° - steel back panel - right end section..... | 305 |
| BBN231 - 18° WITH CASTOR PLATE, FOR TOP SHELF | |
| 18° - back frame - freestanding section | 308 |
| 18° - high steel back panel - freestanding section | 312 |
| 18° - low steel back panel - freestanding section | 316 |
| BBN232 - 18° WITH CASTOR PLATE & TOP PLATE | |
| 18° - back frame - freestanding section | 320 |
| 18° - steel back panel - freestanding section | 324 |

COMPONENTS FOR ROUND SHELVING

| | |
|---|-----|
| CHECK LIST | 327 |
| SHELVES | |
| S5, S6 - steel shelves | 328 |
| W5, W6, W7, W8 - wooden shelves | 334 |
| WT5, WT7 - wooden top shelves | 340 |
| WO5 - wooden overlaying top plates..... | 344 |
| CASTORS & PLINTHS | |
| Visible castors..... | 347 |
| Hidden castors..... | 347 |
| Castor plates | 348 |
| Plinths..... | 349 |
| PANELS | |
| With adjustable feet/for castor frame: | |
| Double-sided wooden panels - for top shelf | 350 |
| Double-sided wooden panels - for overlaying top plate | 352 |
| For castor plate: | |
| Double-sided wooden panels - for top shelf | 354 |
| Double-sided wooden panels - for overlaying top plate | 360 |
| End panel bay | |
| End panel bay | 358 |
| Components for end panel bay..... | 359 |
| CONNECTION ELEMENTS | |
| Steel back panels..... | 360 |
| Steel frames..... | 362 |



WOOD FROM SUSTAINABLE MANAGED FORESTRY

We are committed to increasing the share of sustainable raw wooden material in our products and thereby support responsibly managed forests – for a better world.

Governments and local authorities are specifying the supply of legal and responsibly sourced wood in their procurement policies.

We have invested in a Chain-of-Custody Multi-site certificate (FSC-C144988), issued by FSC, which documents, that we can offer wood from responsibly managed forests. FSC ® (Forest Stewardship Council) is an international labeling scheme, that documents that FSC labelled products originate from sustainable forestry.

Working with certified suppliers, we can now offer all painted and veneered components as fully FSC Mix certified (noted in this document at the top of each page showing wooden components).




What is sustainable managed forestry?

According to the FSC, forests, managed according to their principles and criteria, mean fair conditions for workers, respect for indigenous communities and local populations as well as strict environmental controls.

The FSC label guarantees that the trees that are harvested are replaced or allowed to regenerate naturally.

The FSC label also guarantees that all the wood is tracked from the forest to the store. Every link between the forest and the consumer is certified to make it clearly identifiable which wood is from sustainable forestry and which is not.

Source: Forest Stewardship Council
<http://www.fsc-uk.org/en-uk>



DESIGN OPTIONS

STEEL COMPONENTS - PAINTED

A PRICE GROUP - BASIS PRICE (smooth finish)




A03
Traffic white
RAL 9016
Gloss 75-90




A02
Oyster white
RAL 1013
Gloss 40-50




A22
Moss green
RAL 6005
Gloss 71-85




A26
Fir green
RAL 6009
Gloss 71-85




A12
Steel blue
RAL 5011
Gloss 71-85




A13
Light grey
RAL 7035
Gloss 71-85




A15
Dusty grey
RAL 7037
Gloss 71-85




A16
Traffic grey
RAL 7043
Gloss 71-85




A17
Basalt grey
RAL 7012
Gloss 71-85



A18
Slate grey
RAL 7015
Gloss 71-85



A19
Anthracite grey
RAL 7016
Gloss 71-85




A25
Jet black
RAL 9005
Gloss 71-85

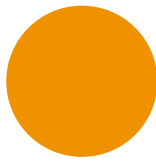
B PRICE GROUP - BASIS PRICE WITH 7% SURCHARGE (smooth finish)



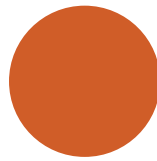
A01
Pure white
RAL 9010
Gloss 71-85




A04
Traffic yellow
RAL 1023
Gloss 71-85




A05
Sun yellow
RAL 1037
Gloss 71-85




A06
Signal orange
RAL 2010
Gloss 71-85



A07
Pearl orange
RAL 2013
Gloss 65-85




A08
Flame red
RAL 3000
Gloss 71-85




A09
Ruby red
RAL 3003
Gloss 71-85




A21
Reseda green
RAL 6011
Gloss 71-85




A10
Pigeon blue
RAL 5014
Gloss 71-85



A11
Ocean blue
RAL 5020
Gloss 71-85



A14
White aluminium
RAL 9006
Gloss 50-70




A31
Grey aluminium
RAL 9007
Gloss 50-70


B PRICE GROUP - BASIS PRICE WITH 7% SURCHARGE (textured finish)




A27
Pure white
RAL 9010




A29
Concertina grey



A28
Grey aluminium
RAL 9007



A23
Anthracite grey
RAL 7016



A24
Graphite black
RAL 9011

Note:

- Other RAL/NCS colours have a starter fee of GBP 215 / EUR 250 and a surcharge of 15%. A higher surcharge for colours with "metallic" look or different surface textures must be expected.
- See specific colour for steel gloss specification. Special requests outside specified gloss range are not covered by the above surcharges.
- Chrome, electro galvanised and aluminium parts are not available in other colours.
- Products such as e.g. castors and accurides cannot be produced in other colours than described in the price list.


DESIGN OPTIONS

WOODEN COMPONENTS - MELAMINE/LAMINAT


A PRICE GROUP - BASIS PRICE



D61/L61
Signal white
RAL 9003



D72/L72
Oyster white
Similar to RAL 1013



D62/L62
Pure white
Similar to RAL 9010



D63/L63
Steel blue
RAL 5011



D71/L71
Dusty grey
Similar to RAL 7037



D16/L16
Basalt grey
Similar to RAL 7012



D19/L19
Slate grey
Similar to RAL 7015 and
RAL 7016



D04/L04
Beech decor



D05/L05
Maple decor



D06/L06
Cherry decor



D07/L07
Oak decor



D08/L08
Olive decor

C PRICE GROUP - BASIS PRICE WITH 10% SURCHARGE



D64/L64
Signal yellow
RAL 1003



D65/L65
Yellow orange
RAL 2000



D66/L66
Pure orange
RAL 2004



D67/L67
Traffic red
RAL 3020




E02/L02
Ruby red
Similar to RAL 3003



D13/L13
Lime green
Similar to NCS S1060-G40Y



D68/L68
Reseda green
Similar to RAL 6011




D14/L14
Crystal blue
Similar to NCS S1020-R90B



D73/L73
Pigeon blue
RAL 5014



D74/L74
Ocean blue
Similar to RAL 5020



D69/L69
Light grey
Similar to RAL 7035



D70/L70
White aluminium
Similar to RAL 9006



D75/L75
Jet black
Similar to RAL 9005


Note:

- The above selection of colours are shown in both melamine (D/Exx) and laminate (Lxx).
- W3/W4 shelves in L1000 mm will be delivered in laminat.


DESIGN OPTIONS

WOODEN COMPONENTS - PAINTED


A PRICE GROUP - BASIS PRICE



A01
Pure white
RAL 9010
Gloss 20-30



A02
Oyster white
RAL 1013
Gloss 20-30



A03
Traffic white
RAL 9016
Gloss 20-30



A04
Traffic yellow
RAL 1023
Gloss 20-30



A05
Sun yellow
RAL 1037
Gloss 20-30



A06
Signal orange
RAL 2010
Gloss 20-30



A07
Pearl orange
RAL 2013
Gloss 20-30




A08
Flame red
RAL 3000
Gloss 20-30



A09
Ruby red
RAL 3003
Gloss 20-30



A21
Reseda green
RAL 6011
Gloss 20-30



A22
Moss green
RAL 6005
Gloss 20-30



A26
Fir green
RAL 6009
Gloss 20-30



A10
Pigeon blue
RAL 5014
Gloss 20-30



A11
Ocean blue
RAL 5020
Gloss 20-30



A12
Steel blue
RAL 5011
Gloss 20-30



A13
Light grey
RAL 7035
Gloss 20-30



A14
White aluminium
RAL 9006
Gloss 20-30



A31
Grey aluminium
RAL 9007
Gloss 20-30



A15
Dusty grey
RAL 7037
Gloss 20-30



A16
Traffic grey
RAL 7043
Gloss 20-30



A17
Basalt grey
RAL 7012
Gloss 20-30




A18
Slate grey
RAL 7015
Gloss 20-30



A19
Anthracite grey
RAL 7016
Gloss 20-30



A25
Jet black
RAL 9005
Gloss 20-30



Any RAL/NCS colour
Gloss 20-30

Note:

- The above selection of colours match our steel colours. Note that you can order any RAL/NCS colour without surcharge.
- A surcharge for colours with "metallic" look or different surface textures must be expected, please contact Customer Service.

DESIGN OPTIONS

WOODEN COMPONENTS - VENEER

A PRICE GROUP - BASIS PRICE



55
Light steamed
beech



66
Oak



67
Maple



68
Ash



69
Birch

Note:

- The wooden veneers can also be stained for a surcharge, please contact Customer Service. Samples will be forwarded for approval.

TECHNICAL SPECIFICATIONS

GENERAL SPECIFICATIONS

DIMENSIONS

Dimensions of complete bays in available modules and heights can be found in each catalogue section which include complete configurations. Dimensions of each component can be found under the individual products. All cited measurements are nominal sizes.

MAXIMUM LOAD

The shelving is only intended for use on a flat, even floor without gradient. Before loading the shelving, make sure that the floor is suitable for the weight of the shelving and the stored goods.

The maximum values specified below must be observed.

Maximum area load for Lingo single-sided bay: 480 kg

Maximum area load for Lingo double-sided bay: 960 kg

Maximum area load for Lingo double-sided bay on castor frame with visible/hidden castors: 400 kg

Maximum area load for Lingo double-sided bay on castor plate: 200 kg

Maximum area load for Lingo Square: 600 kg

S1 - Steel shelf with H47 mm steel backedge: 80 kg

S2 - Steel shelf with H17 mm acrylic backedge: 80 kg

S3 - Steel shelf with H25 mm steel backedge: 80 kg

S4 - Steel shelf: 80 kg

S5 - Inner round steel shelf with H47 mm steel backedge: 80 kg

S5 - Outer round steel shelf with H47 mm steel backedge: 80 kg

S6 - Inner round steel shelf: 80 kg

S6 - Outer round steel shelf: 80 kg

ST1 - Steel top shelf: 25 kg

ST2 - Steel top shelf: 80 kg

ST3 - Steel top shelf: 80 kg

S4 - Steel shelf: 80 kg

ST5 - Inner single-sided round steel top shelf H25/47 mm front edge: 25 kg

ST5 - Outer single-sided round steel top shelf H25/47 mm front edge: 25 kg

W1 - Wooden shelf with H47 mm steel backedge: 80 kg

W2 - Wooden shelf: 80 kg

W3 - Wooden shelf with H47 mm steel backedge: 60 kg

W4 - Wooden shelf: 60 kg

W5 - Inner round wooden shelf with H47 mm steel backedge: 80 kg

W5 - Outer round wooden shelf with H47 mm steel backedge: 80 kg

W6 - Inner round wooden shelf: 80 kg

W6 - Outer round wooden shelf: 80 kg

W7 - Inner round wooden shelf with H47 mm steel backedge: 60 kg

W7 - Outer round wooden shelf with H47 mm steel backedge: 60 kg

W8 - Inner round wooden shelf: 60 kg

W8 - Outer round wooden shelf: 60 kg

WT1 - Wooden top shelf: 25 kg

WT3 - Wooden top shelf: 25 kg

WT5 - Inner round wooden top shelf: 25 kg

WT5 - Outer round wooden top shelf: 25 kg

WT7 - Inner round wooden top shelf: 25 kg

WT7 - Outer round wooden top shelf: 25 kg

WO1 - Wooden overlaying top plate: 25 kg

WO5 - Round wooden overlaying top plate: 25 kg

Steel browser with pull-out frame: 40 kg

TECHNICAL SPECIFICATIONS

GENERAL SPECIFICATIONS

BAYS WITH ADJUSTABLE FEET AND TOP SHELVES

They are available as freestanding and intermediate bays.

BAYS WITH ADJUSTABLE FEET AND OVERLAYING TOP PLATES

They are available as starter, intermediate and end sections. You can combine 18°, 26° and straight bays to create the desired complete shelving. For maximum number of combined straight and curved bays that can be constructed in a continuous shelving system, see page xx. The adjustable feet can be adjusted even when the bays are loaded.

BAYS WITH CASTORS

Castors may only be fitted with double-sided bays which do not exceed a maximum height of 1520 mm and a maximum of 3 adjoining bays. Bays on castors are not to be used for transportation. The castors are only fitted in order to move the shelving system around, see instruction below. Crossing doorsteps can be dangerous. After moving the shelving you must lock the brakes. Shelving systems generally have to be moved and placed on a flat, level and horizontal floor.

There is a risk of getting hurt if the shelving system is moved incorrectly. Therefore, the following rules of conduct must be followed:

- It must be ensured that no items can fall off the shelves while moving. If in doubt, then remove items before moving.
- Use a maximum of two people to move the shelving system.
- Make sure to move the shelving system in a smooth movement, avoid jerky movements.
- Only move the shelving system at the ends, do not stand at the long sides of the shelving system during the move.
- To avoid injuries, you must ensure that you always have enough space to the surrounding walls and other furniture.
- If more than one person is involved, be sure to coordinate direction and intention, before actually moving the shelving system.
- Ensure that you only move the shelving system on a flat, level floor with no incline. The floor must be free of any items. Even small parts may cause a sudden blockage of a castor. In this case, the shelving system could tip or damage the floor.
- Before moving, unlock the wheel brakes.
- After moving, lock the wheel brakes.

WEIGHT ON BAYS WITH CASTORS

Visible castors on castor frame are available with and without brakes. We recommend installing at least 2 castors with brakes for one or more adjoining bays. Max. load of 100 kg per visible castor/400 kg per bay.

Hidden castors on castor frame are delivered without brakes, so when shelving is positioned in place, you must adjust the adjustable feet. Max. load of 100 kg per hidden castor/400 kg per bay.

Bays with castor plates are mounted with either 4, 6 or 8 castors, 2 of which are with brakes. Max. load of 200 kg per bay.

BAYS WITH SHELVES

Bays with back panel/back frame: Each bay must have at least 2 shelves (4 shelves for double-sided bays) - top and bottom - screwed into the panels for stability. The remaining shelves can be inserted without screws.

Bays with cross brace: Each bay above H1220 mm must have at least 3 shelves (6 shelves for double-sided bays) - top, middle and bottom - screwed into the panels for stability.

STABILITY

End panels are provided with adjustable feet, except for panels intended for use with castor plates. Single-sided panels are supplied with wall securement and must be fixed to the wall.

ROUNDED EDGES

All storage units and brackets have rounded edges.

TECHNICAL SPECIFICATIONS

GENERAL SPECIFICATIONS

DENSITY

Particle board has a density of 600-700 kg/m³

Block board has a density of 602 kg/m³ (+/- 2 %)

MDF has a density of 700 kg/m³ (+/- 5-7 %)

BROWSERS

Shelvings can be fitted with browsers. Pulling out one or more browsers could cause the shelving to tip. Ensure that the shelving cannot tip by securing shelving. If in doubt, you must fix the shelving to the floor, wall or ceiling.

For safety reasons:

- It is not allowed to load browsers with more than 45 kg.
- Do not use the browsers as a step. The lowest browser must be installed at least 50 cm above the ground. This should ensure that the browser is not used as a step.
- Single-sided bays must be fixed to the wall. A maximum of 3 drawers per bay is allowed.
- Only 1 browser per side and bay is allowed on double-sided bays.
- Do not install pull-out browsers on shelving with castors.

ASSEMBLY

All wooden shelving units come knocked-down. Assembly guidelines can be found on our website.

TECHNICAL SPECIFICATIONS

GENERAL SPECIFICATIONS

BACK FRAME

Straight configurations with steel back frame include the necessary frames depending on height and number of bays. This is to ensure stability. When you order the products as components please note the following:

Single-sided bays

All heights: order one back frame per bay


Double-sided bays

H720/920/1220/H1520: order one back frame per bay

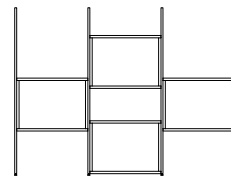
H1820/2120 mm: order based on overview below



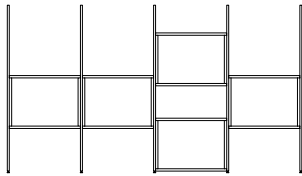
1 double-sided bay
=
2 back frames



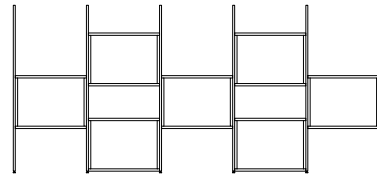
2 double-sided bays
=
3 back frames



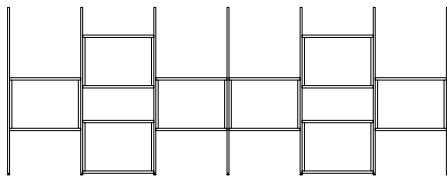
3 double-sided bays
=
4 back frames



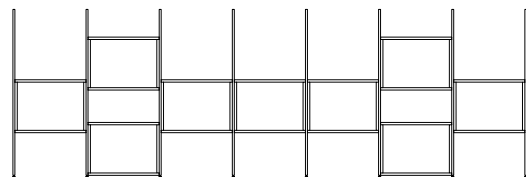
4 double-sided bays
=
5 back frames



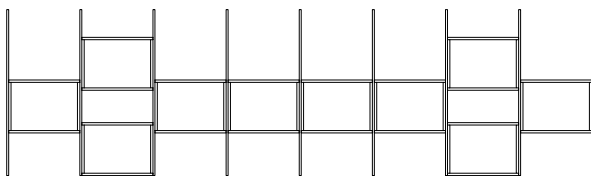
5 double-sided bays
=
7 back frames



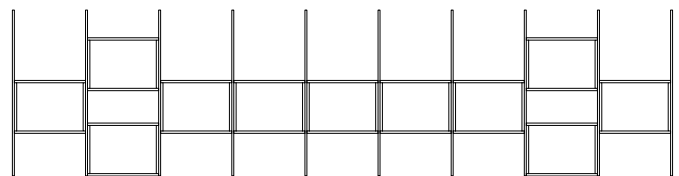
6 double-sided bays
=
8 back frames



7 double-sided bays
=
9 back frames



8 double-sided bays
=
10 back frames



9 double-sided bays
=
11 back frames

TECHNICAL SPECIFICATIONS

STEEL COMPONENTS

STEEL COMPONENTS

are powder coated with standard polyester based powders that secures high UV resistance. Powders comply with EN 45545 (fire protection - similar to DIN 4201). Thickness of the coating is 60-80 my.

The powder used includes:

- no azo dyes that can release a leaving carcinogenic amine component
- no triglycidylisocyanurate (TGIC)
- no heavy steel-containing pigments such as lead and cadmium
- no volatiles

Antibacterial equipping of surfaces upon request.

BACK FRAMES

are made of 30 x 20 x 1.5 mm steel tubes. The back frame is easy to assemble between the panels.

CROSS BRACES

are made of galvanized steel Ø4 mm.

BACK PANELS

are made of 0,9 mm steel.

SHELVES AND BROWSERS

are made of 0.9 mm sheet steel. The steel shelves have a H25 mm frontedge, the steel top shelves have a H25/47 mm frontedge.

BRACKETS

are made of 1.4 mm sheet steel.

FRAMES FOR CASTORS

are made of:

visible castors: 40 x 30 x 2 steel tubes. The end plates are made of 2 mm sheet steel.

hidden castors: 30 x 30 x 2. steel tubes. The end plates are made of 2 mm sheet steel, the plinth is made of 0,9 mm sheet steel.

STRAIGHT PLINTHS

are made of 1,4 mm steel.

ROUND PLINTHS

are made of 0,9 mm steel.

TECHNICAL SPECIFICATIONS

WOODEN MELAMINE COMPONENTS

WOODEN MELAMINE COMPONENTS

are made of particle board/block board.

PANELS

are made of 25 mm particle board with a 2 mm ABS border. The panels have two holes in the bottom for adjustable feet except from double-sided intermediate panels above 1220 mm, they have 4 holes for adjustable feet.

END PANELS FOR LINGO SQUARE

are made of 25 mm particle board 2 mm ABS border.

BACK PANELS

are made of 19 mm particle board with a 2 mm ABS border on the horizontal edges.

SHELVES

W3 and W4 (modules 500/750/900) are made of 25 mm particle board with a 2 mm ABS border.

W3 and W4 (module 1000) are made of 25 mm block board and has a laminate finish, except for colour D62, which has a melamin finish.

W7 and W8 are made of 25 mm particle board.

WT3 and WT7 are made of 25 mm particle board with a 2 mm ABS border.

WO1 and WO5 are made of 25 mm particle board with a 2 mm ABS border.

CASTOR PLATES

are made of 25 mm particle board with a 2 mm ABS border.

PLINTHS

are made of 25 mm particle board with a 2 mm ABS border on the horizontal edges.

TECHNICAL SPECIFICATIONS

WOODEN PAINTED COMPONENTS

WOODEN PAINTED COMPONENTS

are made of either particle board (with a paintable foil)/MDF/MDF blockboard, which are painted with acid lacquer. Standard components have gloss 20 - 30. See Design Options for colour specifications.

PANELS

are made of 25 mm particle board or MDF, with a 2 mm paintable ABS border. The panels have two holes in the bottom for adjustable feet, double-sided intermediate panels above 1220 mm have 4 holes for adjustable feet.

DISPLAY END PANELS

are made of 25 mm MDF with a 2 mm paintable ABS border. The panels have two holes in the bottom for adjustable feet.

END PANELS FOR LINGO SQUARE

are made of 25 mm MDF.

BACK PANELS

are made of 19 mm MDF and are painted on all sides and edges.

SHELVES

W1 and W2 are made of 25 mm MDF block board.

W5 and W6 are made of 25 mm MDF block board.

WT1 and WT5 are made of 25 mm particle board or MDF, with a 2 mm paintable ABS border.

WO1 and WO5 are made of 25 mm particle board or MDF, with a 2 mm paintable ABS border.

CASTOR PLATES

are made of 25 mm particle board or MDF with a 2 mm paintable ABS border.

PLINTHS

are made of 25 mm particle board or MDF with a 2 mm paintable ABS border on the horizontal edges.

TECHNICAL SPECIFICATIONS

WOODEN VENEERED COMPONENTS

WOODEN VENEERED COMPONENTS

are mainly lacquered with a environmental-friendly UV transparent lacquered veneer finish.

PANELS

are made of 25 mm particle board and are veneered with 0.6 mm veneer. All edges on the panels have a 2 mm veneer edge. The panels have two holes in the bottom for adjustable feet except from double-sided intermediate panels above 1220 mm, they have 4 holes for adjustable feet.

DISPLAY END PANELS

are made of 25 mm MDF and are veneered with 0.6 mm veneer. All edges have a 2 mm veneer edge. The panels have two holes in the bottom for adjustable feet.

END PANELS FOR LINGO SQUARE

are made of 25 mm particle board and are veneered with 0.6 mm veneer. All edges have a 2 mm veneer edge.

BACK PANELS

are made of 19 mm particle board and are veneered with 0.6 mm veneer. The horizontal edges have a 2 mm veneer edge. The vertical edges are not banded, as they are not exposed after assembly of the back panel.

SHELVES

W1 and W2 are made of 25 mm block board and are veneered with 0.6 mm veneer. The front and back edges have a 2 mm veneer edge.

W5 and W6 are made of 25 mm block board and are veneered with 0.6 mm veneer. The front and back edges have a 2 mm veneer edge.

WT1 and WT5 are made of 25 mm particle board and are veneered with 0.6 mm veneer. The front and back edges have a 2 mm veneer edge.

WO1 and WO5 are made of 25 mm particle board and are veneered with 0.6 mm veneer. All edges on the panels have a 2 mm veneer edge.

CASTOR PLATES

are made of 25 mm particle board and are veneered with 0.6 mm veneer. All edges on the castor plate have a 2 mm veneer edge.

PLINTHS

are made of 25 mm particleboard and are veneered with 0.6 mm veneer on the front. The top and bottom edge have a 2 mm veneer edge.

DIMENSIONS

LINGO SHELVING

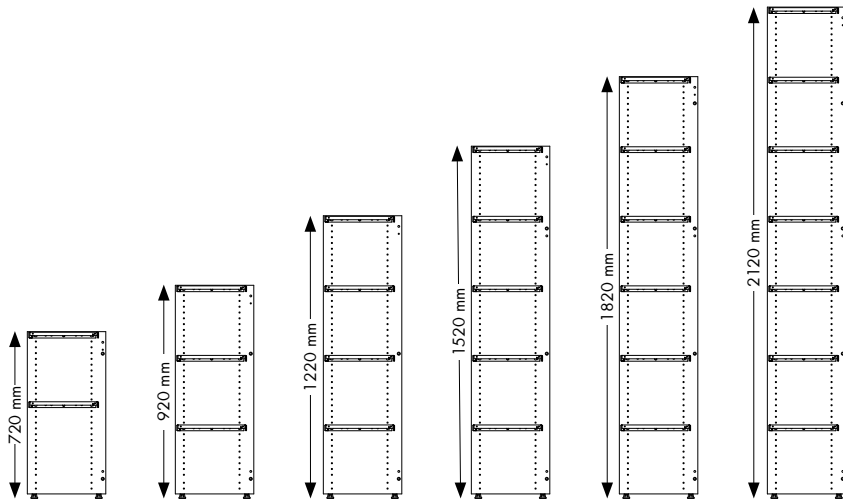


The distance between the front edge of the end panel and the front edge of the shelf is 7 mm. The shelves are adjustable in 25 mm increments.

Lingo shelving configurations are delivered as standard based on price group A (melamine coated/painted/veneer), see p. 6-9 for Design Options.

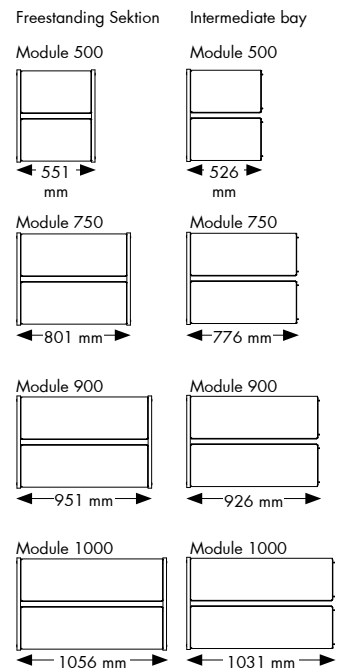
HEIGHTS

Lingo shelving is available in 6 heights; 720, 920, 1220, 1520, 1820 and 2120 mm. Heights shown below are for shelving with adjustable feet/castor frame/castor plate.



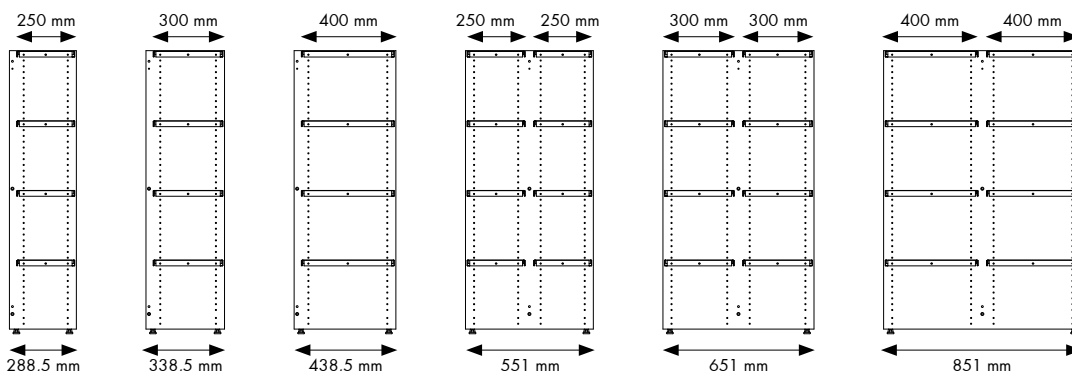
WIDTHS

Lingo shelving is available in 4 widths: 500, 750, 900 and 1000 mm.



DEPTHS

Lingo shelving is available in 2 x 3 depths: 250, 300 and 400 mm. 2 x 250, 2 x 300 and 2 x 400 mm



DIMENSIONS

LINGO SQUARE



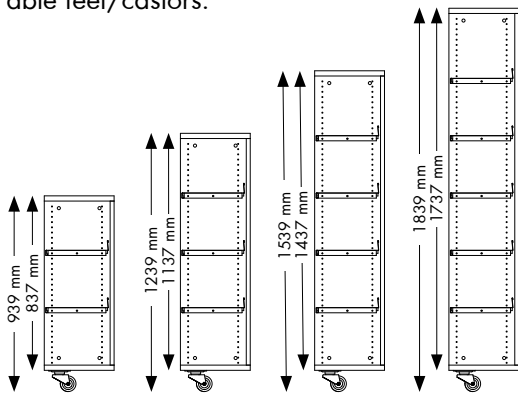
The distance between the front edge of the end panel and the front edge of the shelf is 7 mm. The shelves are adjustable in 25 mm increments.

Lingo Square configurations are delivered as standard based on price group A (melamine coated/painted/veneer), see p. 6-9 for Design Options.

HEIGHTS

Lingo Square is available in 4 heights: 920, 1220, 1520 and 1820 mm.

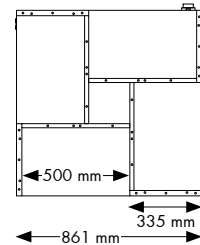
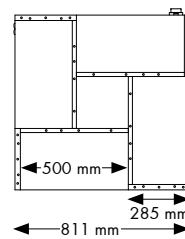
Heights shown below are for shelving with adjustable feet/castors.



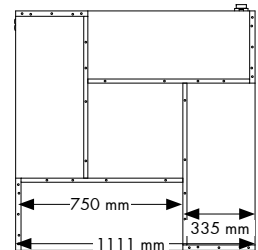
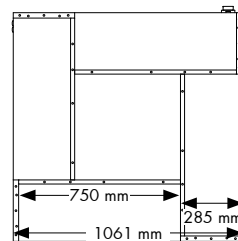
WIDTHS

Lingo Square is available in 3 widths: 500, 750 and 900 mm.

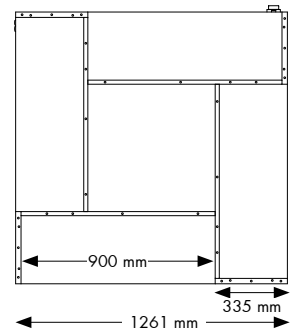
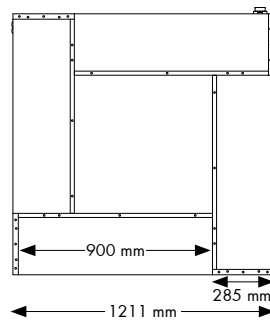
Module 500



Module 750

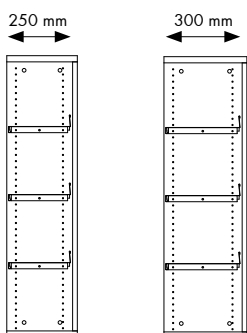


Module 900



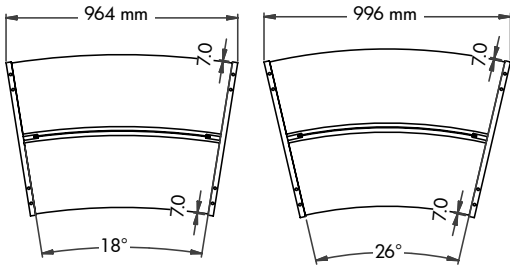
DEPTHS

Lingo Square is available in 2 depths; 250 and 300 mm



DIMENSIONS

LINGO ROUND SHELVING

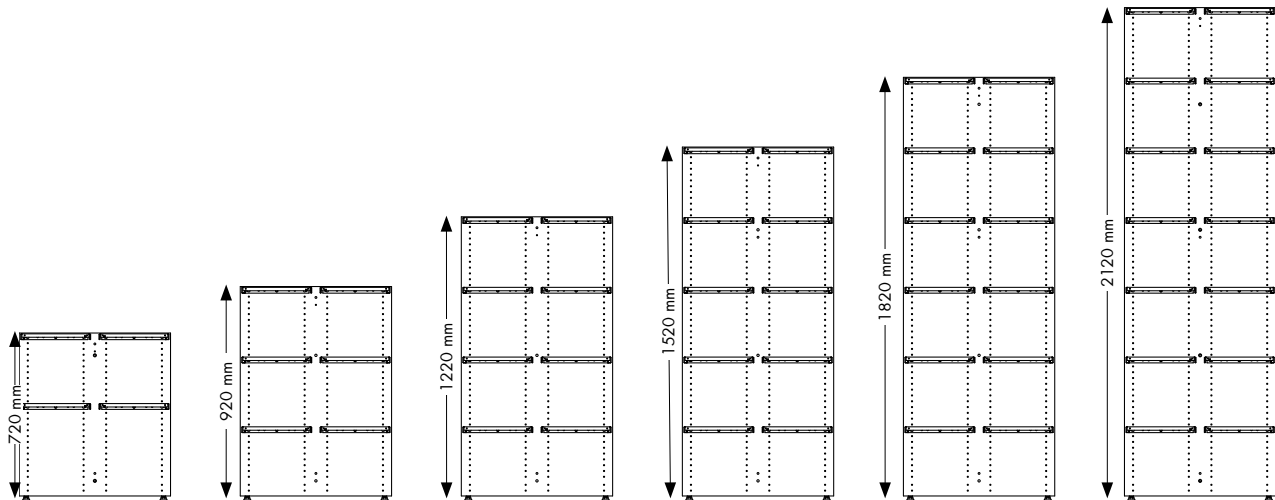


The distance between the front edge of the end panel and the front edge of the shelf is 7 mm. The shelves are adjustable in 25 mm increments.

Lingo Round configurations are delivered as standard based on price group A (melamine coated/painted/veneer), see p. 6-9 for Design Options.

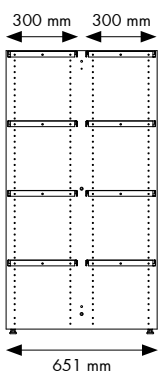
HEIGHTS

Lingo Round shelving is available in 6 heights; 720, 920, 1220, 1520, 1820 and 2120 mm. Heights shown below are for shelving with adjustable feet/castor frame/castor plate.



DEPTHS

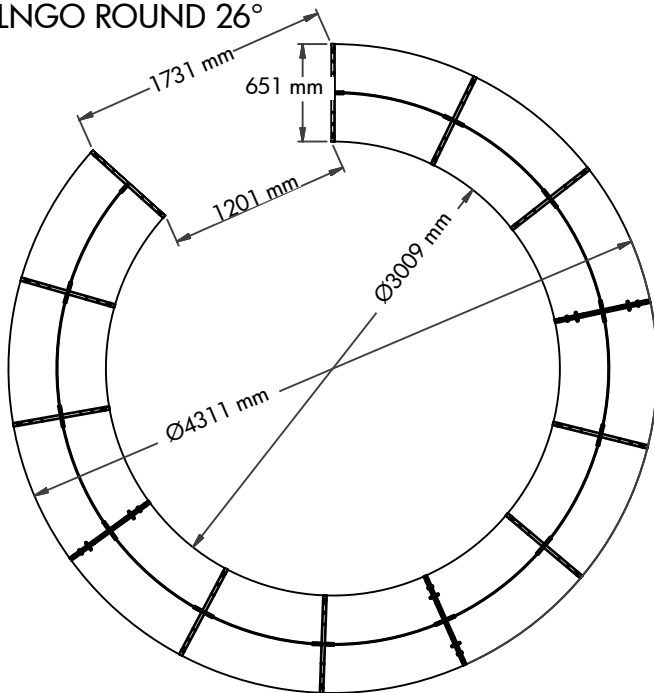
Lingo Round shelving is available in 1 depth: 2 x 300 mm.



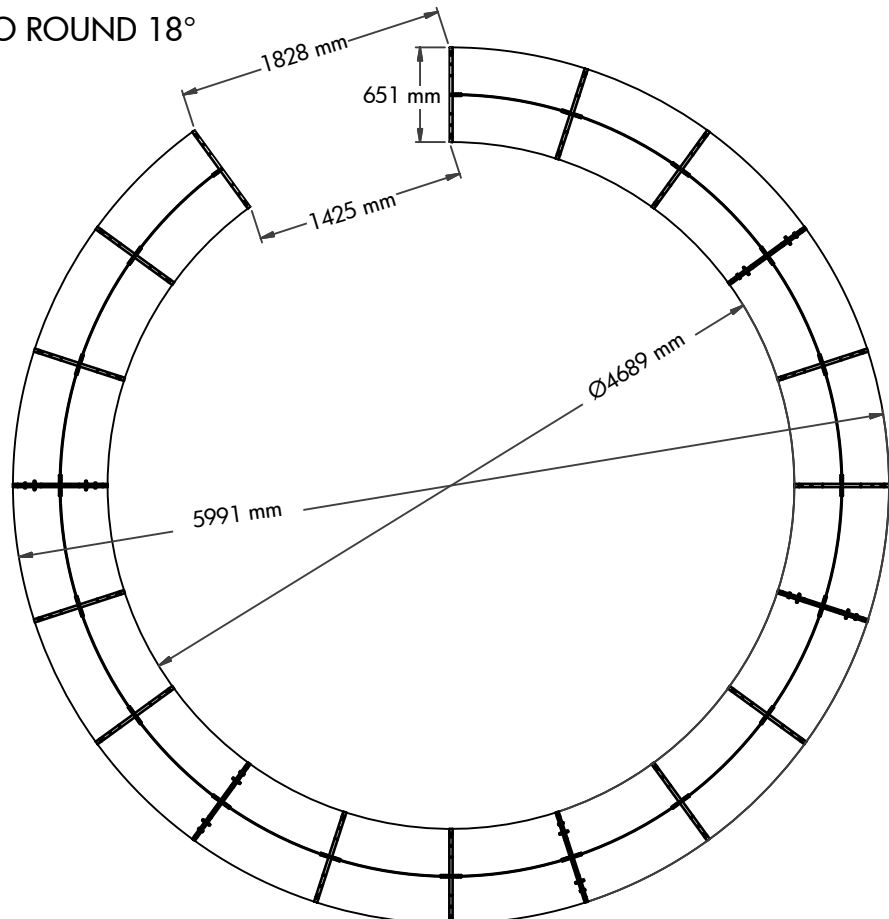
DIMENSIONS

LINGO ROUND SHELVING

LINGO ROUND 26°



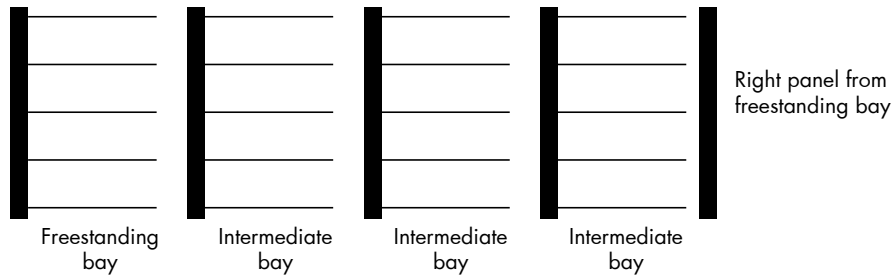
LINGO ROUND 18°



BAY CONSTRUCTION

FREESTANDING AND INTERMEDIATE BAYS BBN001/BBN201/BBN221

A freestanding bay includes one right and one left end panel with holes on the inside of the panel. To add another bay, you must take off the right end panel, insert the intermediate bay (panel with holes on both sides) and fix the right end panel from the freestanding bay to the intermediate bay. See example below and configuration no. 5 on page 29.



OVERLAYING TOP PLATES FOR STRAIGHT BAYS WITH ADJUSTABLE FEET

A straight overlaying top plate has a maximum length of 2750 mm.


If you build a shelving system with 1, 2 or 3 bays, then you can use just one freestanding top plate (depending on module size).

If you build a shelving system with more than 3 bays, then the overlaying top plates will be a combination of outer and intermediate overlaying top plates.

Freestanding wooden top plate

Is always used for 1 bay and can be used for 1, 2 or 3 bays. The top plate covers the end panels in both ends.


| Total width mm | | | | |
|----------------|------|------|------|------|
| Module | 500 | 750 | 900 | 1000 |
| 1 bay | 551 | 801 | 951 | 1056 |
| 2 bays | 1078 | 1578 | 1878 | 2088 |
| 3 bays | 1604 | 2354 | - | - |



Outer wooden top plate

Can be used for 1, 2 or 3 bays in combination with either outer or intermediate top plates. The top plate covers one end panel.

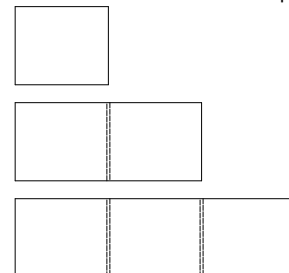
| Total width mm | | | | |
|----------------|------|------|------|------|
| Module | 500 | 750 | 900 | 1000 |
| 1 bay | 539 | 789 | 939 | 1044 |
| 2 bays | 1065 | 1565 | 1865 | 2075 |
| 3 bays | 1592 | 2342 | - | - |



Intermediate wooden top plate

Can be used for 1, 2 or 3 bays in combination with either outer or intermediate top plates. The top plate only covers the intermediate panel.

| Total width mm | | | | |
|----------------|------|------|------|------|
| Module | 500 | 750 | 900 | 1000 |
| 1 bay | 526 | 776 | 926 | 1031 |
| 2 bays | 1053 | 1553 | 1853 | 2063 |
| 3 bays | 1829 | 2329 | - | - |



BAY CONSTRUCTION

OVERLAYING TOP PLATES FOR ROUND BAYS WITH ADJUSTABLE FEET

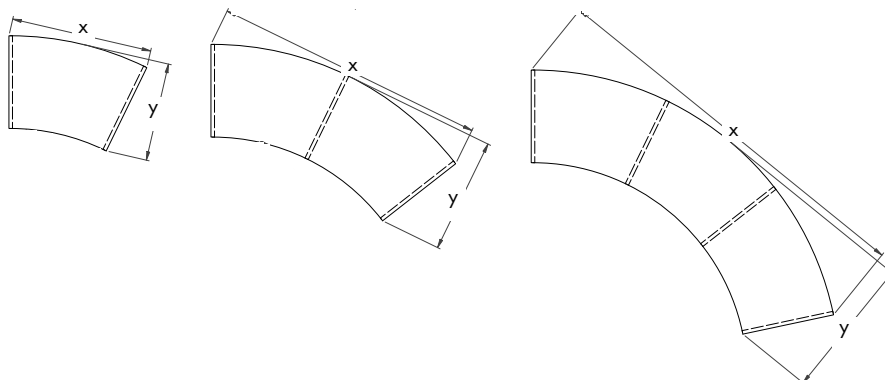
If you build a shelving system with 1, 2 or 3 bays, then you can use just one freestanding top plate.

If you build a shelving system with more than 3 bays, then the overlaying top plates will be a combination of outer and intermediate overlaying top plates.

Freestanding wooden top plate

Is always used for 1 bay and can be used for 1, 2 or 3 bays. The top plate covers the end panels in both ends.

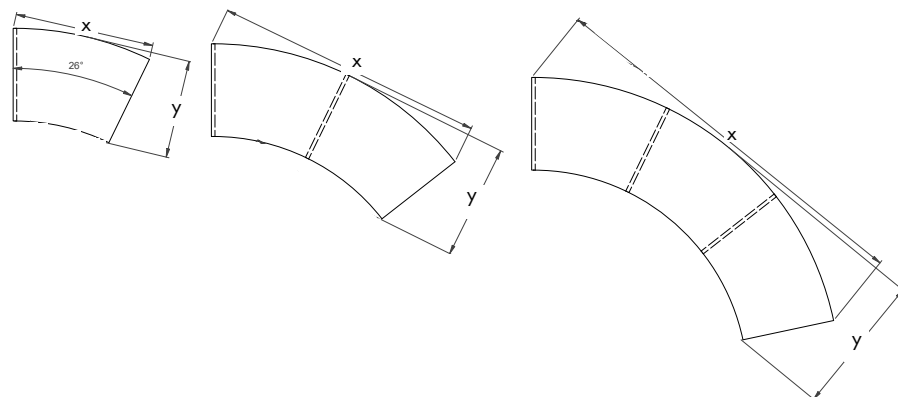
| Dimensions mm | | | | |
|---------------|------|------|------|------|
| Bay | 26°x | 26°y | 18°x | 18°y |
| 1 bay | 994 | 692 | 962 | 682 |
| 2 bays | 1912 | 809 | 1875 | 770 |
| 3 bays | 2732 | 994 | 2742 | 912 |



Left/right starter/end wooden top plate

Can be used for 1, 2 or 3 bays in combination with either outer or intermediate top plates. The top plate covers one end panel.

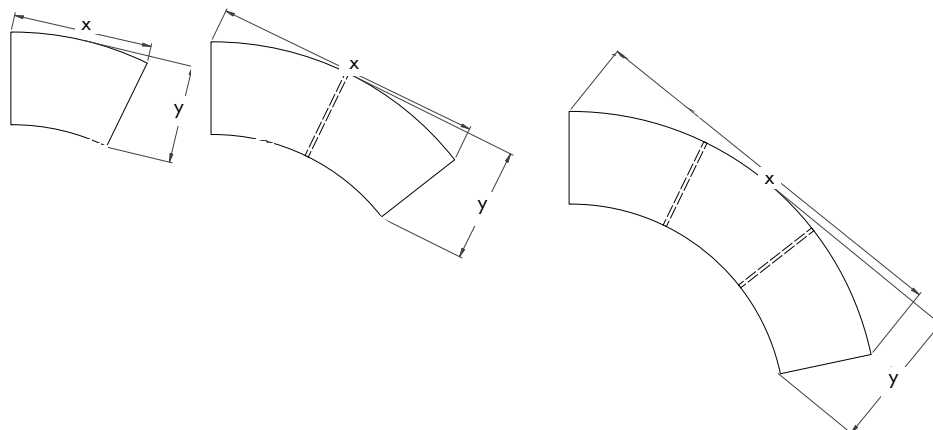
| Dimensions mm | | | | |
|---------------|------|------|------|------|
| Bay | 26°x | 26°y | 18°x | 18°y |
| 1 bay | 982 | 691 | 951 | 682 |
| 2 bays | 1901 | 806 | 1861 | 770 |
| 3 bays | 2723 | 990 | 2731 | 912 |



Intermediate wooden top plate

Can be used for 1, 2 or 3 bays in combination with either outer or intermediate top plates. The top plate only covers the intermediate panel.

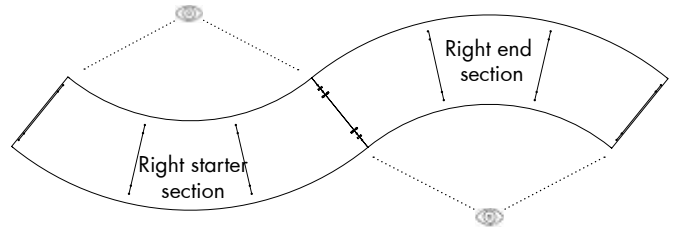
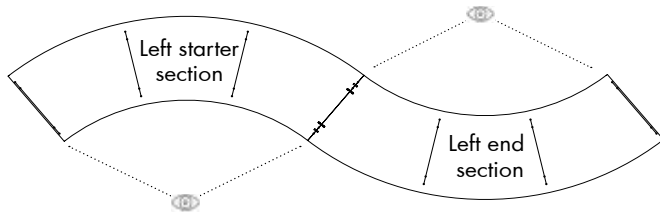
| Dimensions mm | | | | |
|---------------|------|------|------|------|
| Bay | 26°x | 26°y | 18°x | 18°y |
| 1 bay | 982 | 691 | 940 | 677 |
| 2 bays | 1901 | 806 | 1853 | 765 |
| 3 bays | 2723 | 990 | 2720 | 907 |



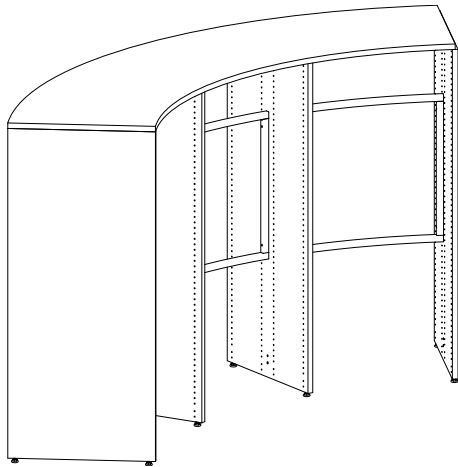
BAY CONSTRUCTION

LEFT/RIGHT STARTER/END ROUND SECTIONS

When constructing a round Lingo shelving system with adjustable feet and top plate (BBN202/BBN222), you must look at the shelving from the inside of the curve to determine which section is needed in the complete shelving system. This means that you will have to change position to find the correct sections to design your final shelving system.

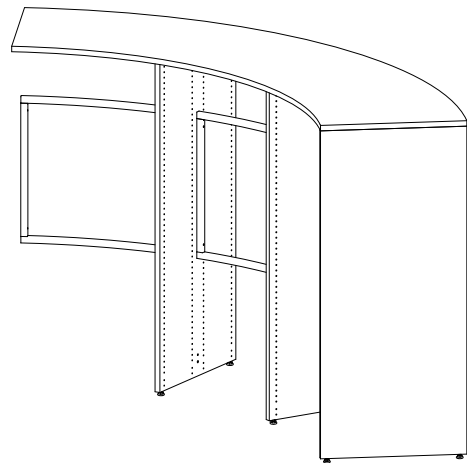


LEFT STARTER SECTION



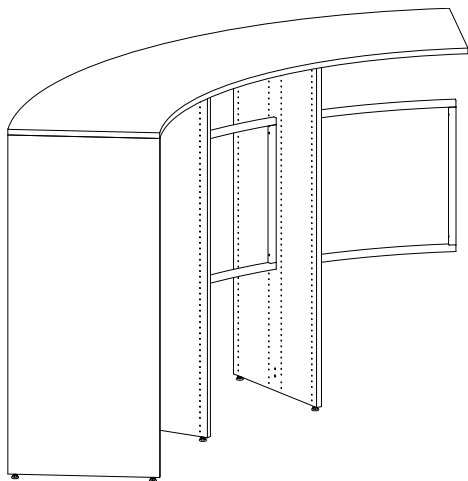
The left starter section starts with a left end panel and ends with an intermediate panel.

RIGHT STARTER SECTION



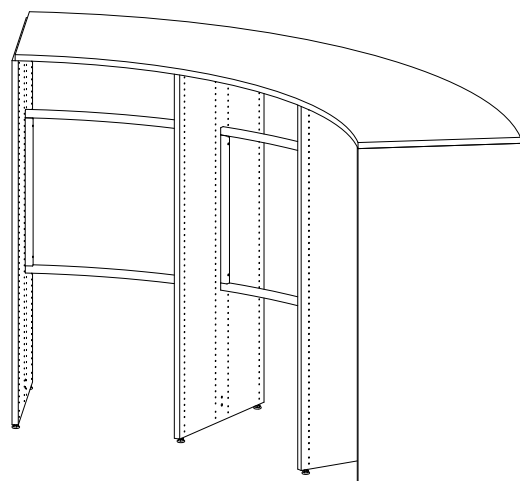
The right starter section starts with a right end panel and ends with an intermediate panel.

LEFT END SECTION



The left end section starts without an intermediate panel and ends with a left end panel.

RIGHT END SECTION

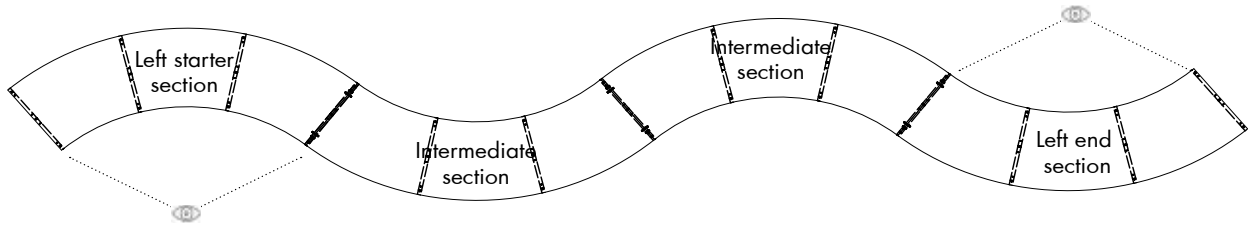


The right end section starts without an intermediate panel and ends with a right end panel.

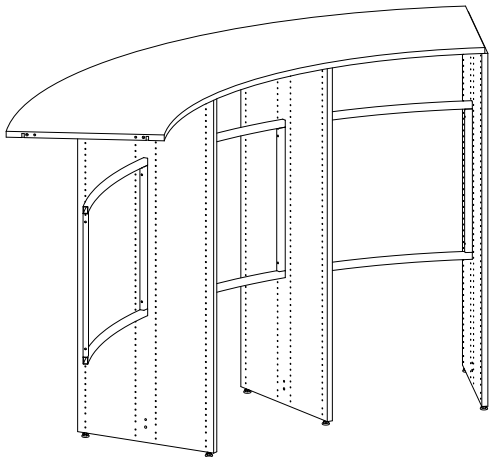
BAY CONSTRUCTION

INTERMEDIATE SECTIONS

When constructing a round Lingo shelving system with adjustable feet and top plate (BBN202/BBN222) over more than 3 bays, it will be necessary to have an intermediate section in between the starter and end sections.



INTERMEDIATE SECTION



An intermediate section starts without an intermediate panel and ends with an intermediate panel.

STRAIGHT AND ROUND COMBINATIONS

COMBINING STRAIGHT AND ROUND SHELVING

It is possible to combine round and straight shelving to create unique shelving - all depending on space available on location, shelving space required and design.

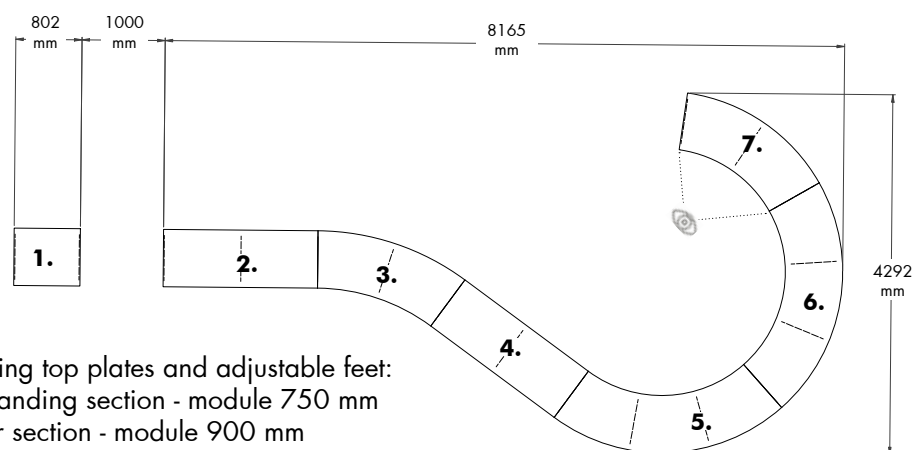
BAYS ON ADJUSTABLE FEET

There are restrictions to be considered when constructing round shelving, due to the angle of the complete number of bays. The overview shows the maximum number of bays that can be constructed in a continuous shelving system, before you must change the angle/direction of the shelving.

| | Number of adjoining bays possible in freestanding section | Number of adjoining bays possible in left/right starter section | Number of adjoining bays possible in intermediate section | Number of adjoining bays possible in left/right end section |
|----------|---|---|---|---|
| 26° | Up to 12 bays | Total of 9 bays | 7 bays | Total of 9 bays |
| 18° | Up to 18 bays | Total of 13 bays | 10 bays | Total of 13 bays |
| Straight | Up to 9 bays | Total of 9 bays | 9 bays | Total of 9 bays |

BAYS ON CASTOR PLATE

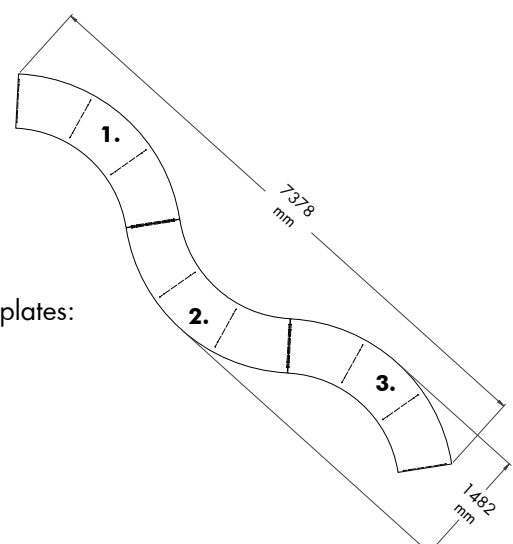
The overview above also applies to bays on castor plates, however castor plates are constructed in a maximum of 3 bays and not in a continuous shelving system.



CONFIGURATION NO. 1

Consists of 15 bays with 7 overlaying top plates and adjustable feet:

- 1: BBN002 - 1 bay - straight freestanding section - module 750 mm
- 2: BBN002 - 2 bays - straight outer section - module 900 mm
- 3: BBN222 - 2 bays - 18° intermediate section
- 4: BBN002 - 2 bays - straight intermediate section - module 900 mm
- 5: BBN202 - 3 bays - 26° intermediate section
- 6: BBN202 - 3 bays - 26° intermediate section
- 7: BBN202 - 2 bays - 26° left end section

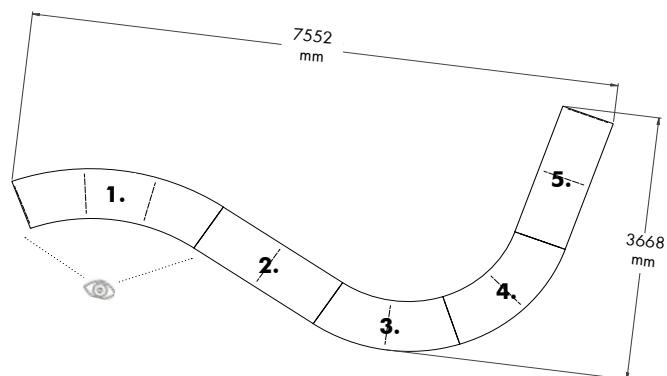


CONFIGURATION NO. 2

Consists of 9 bays with 3 overlaying top plates and 3 castor plates:

- 1: BBN212 - 3 bays - 26° freestanding section
- 2: BBN212 - 3 bays - 26° freestanding section
- 3: BBN212 - 3 bays - 26° freestanding section

STRAIGHT AND ROUND COMBINATIONS



CONFIGURATION NO. 3

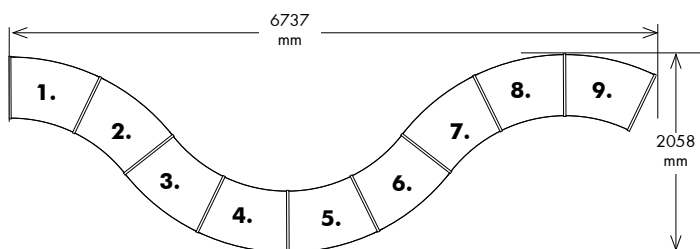
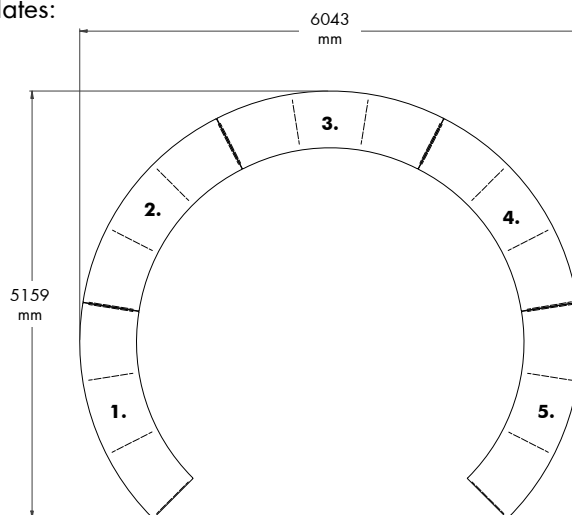
Consists of 11 bays with 5 overlaying top plates and adjustable feet:

- 1: BBN222 - 3 bays - 18° left starter section
- 2: BBN002 - 2 bays - straight intermediate section - module 900 mm
- 3: BBN202 - 2 bays - 26° intermediate section
- 4: BBN202 - 2 bays - 26° intermediate section
- 5: BBN002 - 2 bays - straight outer section - module 900 mm

CONFIGURATION NO. 4

Consists of 15 bays with 5 overlaying top plates and 5 castor plates:

- 1: BBN232 - 3 bays - 18° freestanding section
- 2: BBN232 - 3 bays - 18° freestanding section
- 3: BBN232 - 3 bays - 18° freestanding section
- 4: BBN232 - 3 bays - 18° freestanding section
- 5: BBN232 - 3 bays - 18° freestanding section



CONFIGURATION NO. 5

Consists of 9 bays with wooden top shelves and adjustable feet:

- 1: BBN201 - 1 bay - 26° freestanding
- 2-9: BBN201 - 8 bays - 26° intermediate

LINGO SHELVING SYSTEM

BBN001 - STEEL BACK FRAME - ADJUSTABLE FEET - FOR TOP SHELF

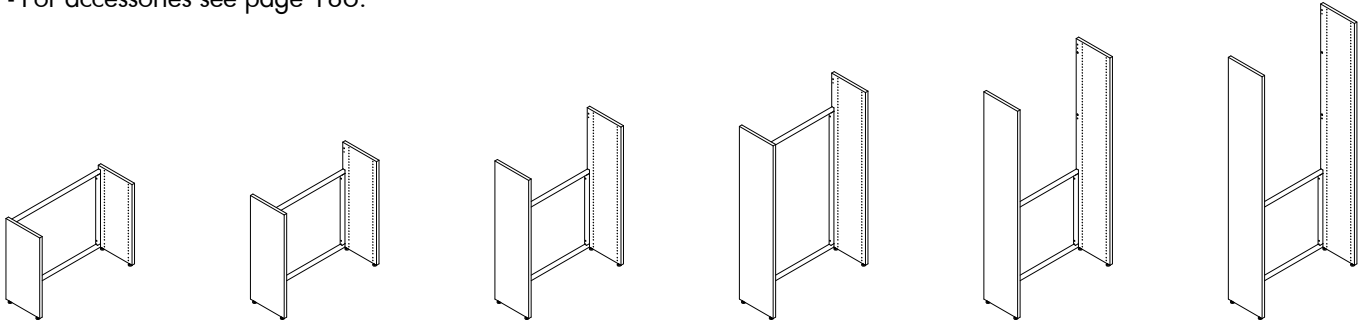


LINGO SHELVING SYSTEM

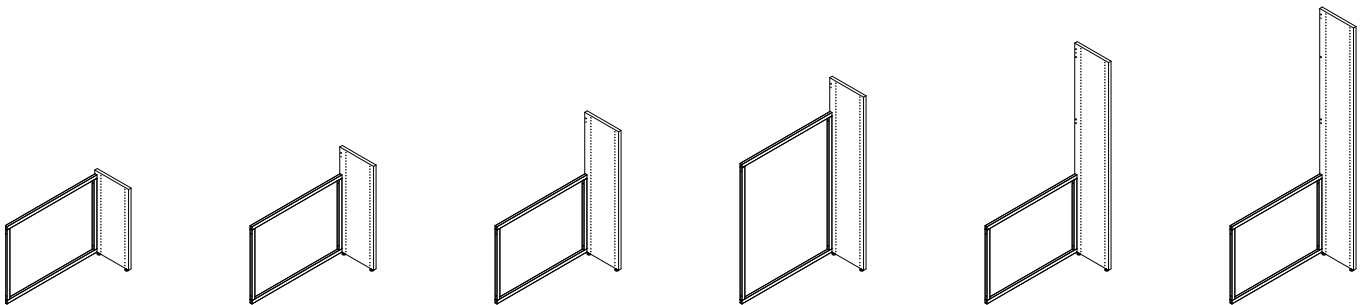
BBN001 - STEEL BACK FRAME - ADJUSTABLE FEET - FOR TOP SHELF

Shelving system with wooden panels and steel back frame. To be used with top shelf.
Freestanding bay includes 2 outer panels and 1 or 2 steel back frame depending on height.
Intermediate bay includes 1 intermediate panel and 1 steel back frame.

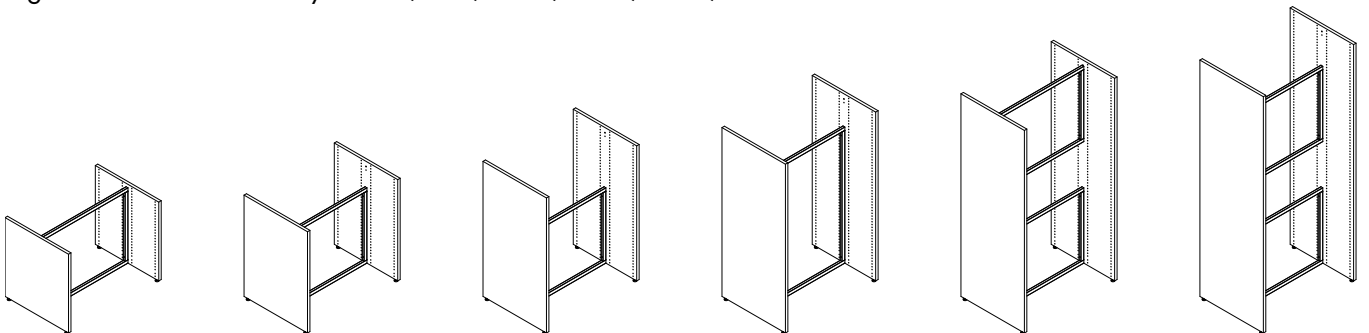
- Prices based on steel price group 1 and wooden price group A (see Design Options pages 6-9).
- For top shelves, see pages 156 & 174
- For shelves see page 144 & 166.
- For accessories see page 186.



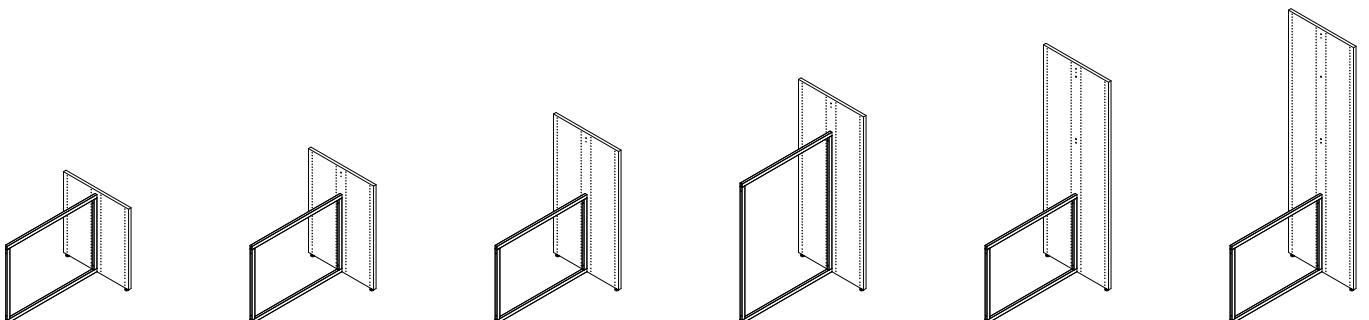
Single-sided freestanding bay - H720/920/1220/1520/1820/2120 mm



Single-sided intermediate bay - H720/920/1220/1520/1820/2120 mm



Double-sided freestanding bay - H720/920/1220/1520/1820/2120 mm



Double-sided intermediate bay - H720/920/1220/1520/1820/2120 mm

LINGO SHELVING SYSTEM

SINGLE-SIDED - STEEL BACK FRAME - ADJUSTABLE FEET - FOR TOP SHELF

Painted and veneered Lingo Shelving Systems are FSC-certified.

H720 mm

| Module mm | Shelf depth mm | Item no. Freestanding bay | Melamine DKK | Painted DKK | Veneer DKK | Item no. Intermediate bay | Melamine DKK | Painted DKK | Veneer DKK |
|-----------|----------------|---------------------------|--------------|-------------|------------|---------------------------|--------------|-------------|------------|
| 500 | 250 | BBN001235510160000. | 1.845 | 2.067 | 2.655 | BBN001235320160000. | 1.223 | 1.334 | 1.628 |
| 500 | 300 | BBN001255510160000. | 2.027 | 2.277 | 2.951 | BBN001255320160000. | 1.314 | 1.439 | 1.776 |
| 500 | 400 | BBN001275510160000. | 2.533 | 2.875 | 3.785 | BBN001275320160000. | 1.567 | 1.738 | 2.193 |
| 750 | 250 | BBN001237510160000. | 1.845 | 2.067 | 2.655 | BBN001237320160000. | 1.223 | 1.334 | 1.628 |
| 750 | 300 | BBN001257510160000. | 2.027 | 2.277 | 2.951 | BBN001257320160000. | 1.314 | 1.439 | 1.776 |
| 750 | 400 | BBN001277510160000. | 2.533 | 2.875 | 3.785 | BBN001277320160000. | 1.567 | 1.738 | 2.193 |
| 900 | 250 | BBN001239510160000. | 1.845 | 2.067 | 2.655 | BBN001239320160000. | 1.223 | 1.334 | 1.628 |
| 900 | 300 | BBN001259510160000. | 2.027 | 2.277 | 2.951 | BBN001259320160000. | 1.314 | 1.439 | 1.776 |
| 900 | 400 | BBN001279510160000. | 2.533 | 2.875 | 3.785 | BBN001279320160000. | 1.567 | 1.738 | 2.193 |
| 1000 | 250 | BBN001231510160000. | 1.925 | 2.147 | 2.735 | BBN001231320160000. | 1.303 | 1.414 | 1.708 |
| 1000 | 300 | BBN001251510160000. | 2.107 | 2.357 | 3.031 | BBN001251320160000. | 1.394 | 1.519 | 1.856 |
| 1000 | 400 | BBN001271510160000. | 2.613 | 2.955 | 3.865 | BBN001271320160000. | 1.647 | 1.818 | 2.273 |

H920 mm

| Module mm | Shelf depth mm | Item no. Freestanding bay | Melamine DKK | Painted DKK | Veneer DKK | Item no. Intermediate bay | Melamine DKK | Painted DKK | Veneer DKK |
|-----------|----------------|---------------------------|--------------|-------------|------------|---------------------------|--------------|-------------|------------|
| 500 | 250 | BBN001335510160000. | 2.195 | 2.477 | 3.223 | BBN001335320160000. | 1.398 | 1.539 | 1.912 |
| 500 | 300 | BBN001355510160000. | 2.425 | 2.745 | 3.607 | BBN001355320160000. | 1.513 | 1.673 | 2.104 |
| 500 | 400 | BBN001375510160000. | 3.071 | 3.505 | 4.669 | BBN001375320160000. | 1.836 | 2.053 | 2.635 |
| 750 | 250 | BBN001337510160000. | 2.195 | 2.477 | 3.223 | BBN001337320160000. | 1.398 | 1.539 | 1.912 |
| 750 | 300 | BBN001357510160000. | 2.425 | 2.745 | 3.607 | BBN001357320160000. | 1.513 | 1.673 | 2.104 |
| 750 | 400 | BBN001377510160000. | 3.071 | 3.505 | 4.669 | BBN001377320160000. | 1.836 | 2.053 | 2.635 |
| 900 | 250 | BBN001339510160000. | 2.195 | 2.477 | 3.223 | BBN001339320160000. | 1.398 | 1.539 | 1.912 |
| 900 | 300 | BBN001359510160000. | 2.425 | 2.745 | 3.607 | BBN001359320160000. | 1.513 | 1.673 | 2.104 |
| 900 | 400 | BBN001379510160000. | 3.071 | 3.505 | 4.669 | BBN001379320160000. | 1.836 | 2.053 | 2.635 |
| 1000 | 250 | BBN001331510160000. | 2.275 | 2.557 | 3.303 | BBN001331320160000. | 1.478 | 1.619 | 1.992 |
| 1000 | 300 | BBN001351510160000. | 2.505 | 2.825 | 3.687 | BBN001351320160000. | 1.593 | 1.753 | 2.184 |
| 1000 | 400 | BBN001371510160000. | 3.151 | 3.585 | 4.749 | BBN001371320160000. | 1.916 | 2.133 | 2.715 |

H1220 mm

| Module mm | Shelf depth mm | Item no. Freestanding bay | Melamine DKK | Painted DKK | Veneer DKK | Item no. Intermediate bay | Melamine DKK | Painted DKK | Veneer DKK |
|-----------|----------------|---------------------------|--------------|-------------|------------|---------------------------|--------------|-------------|------------|
| 500 | 250 | BBN001435510160000. | 2.711 | 3.081 | 4.077 | BBN001435320160000. | 1.656 | 1.841 | 2.339 |
| 500 | 300 | BBN001455510160000. | 2.803 | 3.191 | 4.225 | BBN001455320160000. | 1.702 | 1.896 | 2.413 |
| 500 | 400 | BBN001475510160000. | 3.795 | 4.359 | 5.861 | BBN001475320160000. | 2.198 | 2.480 | 3.231 |
| 750 | 250 | BBN001437510160000. | 2.711 | 3.081 | 4.077 | BBN001437320160000. | 1.656 | 1.841 | 2.339 |
| 750 | 300 | BBN001457510160000. | 2.803 | 3.191 | 4.225 | BBN001457320160000. | 1.702 | 1.896 | 2.413 |
| 750 | 400 | BBN001477510160000. | 3.795 | 4.359 | 5.861 | BBN001477320160000. | 2.198 | 2.480 | 3.231 |
| 900 | 250 | BBN001439510160000. | 2.711 | 3.081 | 4.077 | BBN001439320160000. | 1.656 | 1.841 | 2.339 |
| 900 | 300 | BBN001459510160000. | 2.803 | 3.191 | 4.225 | BBN001459320160000. | 1.702 | 1.896 | 2.413 |
| 900 | 400 | BBN001479510160000. | 3.795 | 4.359 | 5.861 | BBN001479320160000. | 2.198 | 2.480 | 3.231 |
| 1000 | 250 | BBN001431510160000. | 2.791 | 3.161 | 4.157 | BBN001431320160000. | 1.736 | 1.921 | 2.419 |
| 1000 | 300 | BBN001451510160000. | 2.883 | 3.271 | 4.305 | BBN001451320160000. | 1.782 | 1.976 | 2.493 |
| 1000 | 400 | BBN001471510160000. | 3.875 | 4.439 | 5.941 | BBN001471320160000. | 2.278 | 2.560 | 3.311 |

LINGO SHELVING SYSTEM

SINGLE-SIDED - STEEL BACK FRAME - ADJUSTABLE FEET - FOR TOP SHELF

Painted and veneered Lingo Shelving Systems are FSC-certified.

H1520 mm

| Module mm | Shelf depth mm | Item no. Freestanding bay | Melamine DKK | Painted DKK | Veneer DKK | Item no. Intermediate bay | Melamine DKK | Painted DKK | Veneer DKK |
|-----------|----------------|---------------------------|--------------|-------------|------------|---------------------------|--------------|-------------|------------|
| 500 | 250 | BBN001535510160000. | 3.179 | 3.603 | 4.731 | BBN001535320160000. | 1.980 | 2.192 | 2.756 |
| 500 | 300 | BBN001555510160000. | 3.269 | 3.711 | 4.877 | BBN001555320160000. | 2.025 | 2.246 | 2.829 |
| 500 | 400 | BBN001575510160000. | 4.463 | 5.113 | 6.841 | BBN001575320160000. | 2.622 | 2.947 | 3.811 |
| 750 | 250 | BBN001537510160000. | 3.179 | 3.603 | 4.731 | BBN001537320160000. | 1.980 | 2.192 | 2.756 |
| 750 | 300 | BBN001557510160000. | 3.269 | 3.711 | 4.877 | BBN001557320160000. | 2.025 | 2.246 | 2.829 |
| 750 | 400 | BBN001577510160000. | 4.463 | 5.113 | 6.841 | BBN001577320160000. | 2.622 | 2.947 | 3.811 |
| 900 | 250 | BBN001539510160000. | 3.179 | 3.603 | 4.731 | BBN001539320160000. | 1.980 | 2.192 | 2.756 |
| 900 | 300 | BBN001559510160000. | 3.269 | 3.711 | 4.877 | BBN001559320160000. | 2.025 | 2.246 | 2.829 |
| 900 | 400 | BBN001579510160000. | 4.463 | 5.113 | 6.841 | BBN001579320160000. | 2.622 | 2.947 | 3.811 |
| 1000 | 250 | BBN001531510160000. | 3.281 | 3.705 | 4.833 | BBN001531320160000. | 2.082 | 2.294 | 2.858 |
| 1000 | 300 | BBN001551510160000. | 3.371 | 3.813 | 4.979 | BBN001551320160000. | 2.127 | 2.348 | 2.931 |
| 1000 | 400 | BBN001571510160000. | 4.565 | 5.215 | 6.943 | BBN001571320160000. | 2.724 | 3.049 | 3.913 |

H1820 mm

| Module mm | Shelf depth mm | Item no. Freestanding bay | Melamine DKK | Painted DKK | Veneer DKK | Item no. Intermediate bay | Melamine DKK | Painted DKK | Veneer DKK |
|-----------|----------------|---------------------------|--------------|-------------|------------|---------------------------|--------------|-------------|------------|
| 500 | 250 | BBN001635510160000. | 3.413 | 3.909 | 5.233 | BBN001635320160000. | 2.007 | 2.255 | 2.917 |
| 500 | 300 | BBN001655510160000. | 3.479 | 3.987 | 5.337 | BBN001655320160000. | 2.040 | 2.294 | 2.969 |
| 500 | 400 | BBN001675510160000. | 4.813 | 5.557 | 7.543 | BBN001675320160000. | 2.707 | 3.079 | 4.072 |
| 750 | 250 | BBN001637510160000. | 3.413 | 3.909 | 5.233 | BBN001637320160000. | 2.007 | 2.255 | 2.917 |
| 750 | 300 | BBN001657510160000. | 3.479 | 3.987 | 5.337 | BBN001657320160000. | 2.040 | 2.294 | 2.969 |
| 750 | 400 | BBN001677510160000. | 4.813 | 5.557 | 7.543 | BBN001677320160000. | 2.707 | 3.079 | 4.072 |
| 900 | 250 | BBN001639510160000. | 3.413 | 3.909 | 5.233 | BBN001639320160000. | 2.007 | 2.255 | 2.917 |
| 900 | 300 | BBN001659510160000. | 3.479 | 3.987 | 5.337 | BBN001659320160000. | 2.040 | 2.294 | 2.969 |
| 900 | 400 | BBN001679510160000. | 4.813 | 5.557 | 7.543 | BBN001679320160000. | 2.707 | 3.079 | 4.072 |
| 1000 | 250 | BBN001631510160000. | 3.493 | 3.989 | 5.313 | BBN001631320160000. | 2.087 | 2.335 | 2.997 |
| 1000 | 300 | BBN001651510160000. | 3.559 | 4.067 | 5.417 | BBN001651320160000. | 2.120 | 2.374 | 3.049 |
| 1000 | 400 | BBN001671510160000. | 4.893 | 5.637 | 7.623 | BBN001671320160000. | 2.787 | 3.159 | 4.152 |

H2120 mm

| Module mm | Shelf depth mm | Item no. Freestanding bay | Melamine DKK | Painted DKK | Veneer DKK | Item no. Intermediate bay | Melamine DKK | Painted DKK | Veneer DKK |
|-----------|----------------|---------------------------|--------------|-------------|------------|---------------------------|--------------|-------------|------------|
| 500 | 250 | BBN001735510160000. | 3.735 | 4.289 | 5.765 | BBN001735320160000. | 2.168 | 2.445 | 3.183 |
| 500 | 300 | BBN001755510160000. | 3.795 | 4.359 | 5.861 | BBN001755320160000. | 2.198 | 2.480 | 3.231 |
| 500 | 400 | BBN001775510160000. | 5.223 | 6.039 | 8.211 | BBN001775320160000. | 2.912 | 3.320 | 4.406 |
| 750 | 250 | BBN001737510160000. | 3.735 | 4.289 | 5.765 | BBN001737320160000. | 2.168 | 2.445 | 3.183 |
| 750 | 300 | BBN001757510160000. | 3.795 | 4.359 | 5.861 | BBN001757320160000. | 2.198 | 2.480 | 3.231 |
| 750 | 400 | BBN001777510160000. | 5.223 | 6.039 | 8.211 | BBN001777320160000. | 2.912 | 3.320 | 4.406 |
| 900 | 250 | BBN001739510160000. | 3.735 | 4.289 | 5.765 | BBN001739320160000. | 2.168 | 2.445 | 3.183 |
| 900 | 300 | BBN001759510160000. | 3.795 | 4.359 | 5.861 | BBN001759320160000. | 2.198 | 2.480 | 3.231 |
| 900 | 400 | BBN001779510160000. | 5.223 | 6.039 | 8.211 | BBN001779320160000. | 2.912 | 3.320 | 4.406 |
| 1000 | 250 | BBN001731510160000. | 3.815 | 4.369 | 5.845 | BBN001731320160000. | 2.248 | 2.525 | 3.263 |
| 1000 | 300 | BBN001751510160000. | 3.875 | 4.439 | 5.941 | BBN001751320160000. | 2.278 | 2.560 | 3.311 |
| 1000 | 400 | BBN001771510160000. | 5.303 | 6.119 | 8.291 | BBN001771320160000. | 2.992 | 3.400 | 4.486 |

LINGO SHELVING SYSTEM

DOUBLE-SIDED - STEEL BACK FRAME - ADJUSTABLE FEET - FOR TOP SHELF

Painted and veneered Lingo Shelving Systems are FSC-certified.

H720 mm

| Module mm | Shelf depth mm | Item no. Freestanding bay | Melamine DKK | Painted DKK | Veneer DKK | Item no. Intermediate bay | Melamine DKK | Painted DKK | Veneer DKK |
|-----------|----------------|---------------------------|--------------|-------------|------------|---------------------------|--------------|-------------|------------|
| 500 | 250 | BBN001245510160000. | 2.421 | 2.741 | 3.597 | BBN001245320160000. | 1.511 | 1.671 | 2.099 |
| 500 | 300 | BBN001265510160000. | 2.989 | 3.409 | 4.715 | BBN001265320160000. | 1.795 | 2.005 | 2.568 |
| 500 | 400 | BBN001285510160000. | 4.071 | 4.683 | 6.317 | BBN001285320160000. | 2.336 | 2.642 | 3.459 |
| 750 | 250 | BBN001247510160000. | 2.421 | 2.741 | 3.597 | BBN001247320160000. | 1.511 | 1.671 | 2.099 |
| 750 | 300 | BBN001267510160000. | 2.989 | 3.409 | 4.715 | BBN001267320160000. | 1.795 | 2.005 | 2.568 |
| 750 | 400 | BBN001287510160000. | 4.071 | 4.683 | 6.317 | BBN001287320160000. | 2.336 | 2.642 | 3.459 |
| 900 | 250 | BBN001249510160000. | 2.421 | 2.741 | 3.597 | BBN001249320160000. | 1.511 | 1.671 | 2.099 |
| 900 | 300 | BBN001269510160000. | 2.989 | 3.409 | 4.715 | BBN001269320160000. | 1.795 | 2.005 | 2.568 |
| 900 | 400 | BBN001289510160000. | 4.071 | 4.683 | 6.317 | BBN001289320160000. | 2.336 | 2.642 | 3.459 |
| 1000 | 250 | BBN001241510160000. | 2.501 | 2.821 | 3.677 | BBN001241320160000. | 1.591 | 1.751 | 2.179 |
| 1000 | 300 | BBN001261510160000. | 3.069 | 3.489 | 4.795 | BBN001261320160000. | 1.875 | 2.085 | 2.648 |
| 1000 | 400 | BBN001281510160000. | 4.151 | 4.763 | 6.397 | BBN001281320160000. | 2.416 | 2.722 | 3.539 |

H920 mm

| Module mm | Shelf depth mm | Item no. Freestanding bay | Melamine DKK | Painted DKK | Veneer DKK | Item no. Intermediate bay | Melamine DKK | Painted DKK | Veneer DKK |
|-----------|----------------|---------------------------|--------------|-------------|------------|---------------------------|--------------|-------------|------------|
| 500 | 250 | BBN001345510160000. | 2.925 | 3.335 | 4.429 | BBN001345320160000. | 1.763 | 1.968 | 2.515 |
| 500 | 300 | BBN001365510160000. | 3.653 | 4.193 | 5.631 | BBN001365320160000. | 2.127 | 2.397 | 3.116 |
| 500 | 400 | BBN001385510160000. | 5.035 | 5.815 | 7.901 | BBN001385320160000. | 2.818 | 3.208 | 4.251 |
| 750 | 250 | BBN001347510160000. | 2.925 | 3.335 | 4.429 | BBN001347320160000. | 1.763 | 1.968 | 2.515 |
| 750 | 300 | BBN001367510160000. | 3.653 | 4.193 | 5.631 | BBN001367320160000. | 2.127 | 2.397 | 3.116 |
| 750 | 400 | BBN001387510160000. | 5.035 | 5.815 | 7.901 | BBN001387320160000. | 2.818 | 3.208 | 4.251 |
| 900 | 250 | BBN001349510160000. | 2.925 | 3.335 | 4.429 | BBN001349320160000. | 1.763 | 1.968 | 2.515 |
| 900 | 300 | BBN001369510160000. | 3.653 | 4.193 | 5.631 | BBN001369320160000. | 2.127 | 2.397 | 3.116 |
| 900 | 400 | BBN001389510160000. | 5.035 | 5.815 | 7.901 | BBN001389320160000. | 2.818 | 3.208 | 4.251 |
| 1000 | 250 | BBN001341510160000. | 3.005 | 3.415 | 4.509 | BBN001341320160000. | 1.843 | 2.048 | 2.595 |
| 1000 | 300 | BBN001361510160000. | 3.733 | 4.273 | 5.711 | BBN001361320160000. | 2.207 | 2.477 | 3.196 |
| 1000 | 400 | BBN001381510160000. | 5.115 | 5.895 | 7.981 | BBN001381320160000. | 2.898 | 3.288 | 4.331 |

H1220 mm

| Module mm | Shelf depth mm | Item no. Freestanding bay | Melamine DKK | Painted DKK | Veneer DKK | Item no. Intermediate bay | Melamine DKK | Painted DKK | Veneer DKK |
|-----------|----------------|---------------------------|--------------|-------------|------------|---------------------------|--------------|-------------|------------|
| 500 | 250 | BBN001445510160000. | 3.667 | 4.209 | 5.655 | BBN001445320160000. | 2.134 | 2.405 | 3.128 |
| 500 | 300 | BBN001465510160000. | 4.567 | 5.267 | 7.137 | BBN001465320160000. | 2.584 | 2.934 | 3.869 |
| 500 | 400 | BBN001485510160000. | 6.365 | 7.383 | 10.099 | BBN001485320160000. | 3.483 | 3.992 | 5.350 |
| 750 | 250 | BBN001447510160000. | 3.667 | 4.209 | 5.655 | BBN001447320160000. | 2.134 | 2.405 | 3.128 |
| 750 | 300 | BBN001467510160000. | 4.567 | 5.267 | 7.137 | BBN001467320160000. | 2.584 | 2.934 | 3.869 |
| 750 | 400 | BBN001487510160000. | 6.365 | 7.383 | 10.099 | BBN001487320160000. | 3.483 | 3.992 | 5.350 |
| 900 | 250 | BBN001449510160000. | 3.667 | 4.209 | 5.655 | BBN001449320160000. | 2.134 | 2.405 | 3.128 |
| 900 | 300 | BBN001469510160000. | 4.567 | 5.267 | 7.137 | BBN001469320160000. | 2.584 | 2.934 | 3.869 |
| 900 | 400 | BBN001489510160000. | 6.365 | 7.383 | 10.099 | BBN001489320160000. | 3.483 | 3.992 | 5.350 |
| 1000 | 250 | BBN001441510160000. | 3.747 | 4.289 | 5.735 | BBN001441320160000. | 2.214 | 2.485 | 3.208 |
| 1000 | 300 | BBN001461510160000. | 4.647 | 5.347 | 7.217 | BBN001461320160000. | 2.664 | 3.014 | 3.949 |
| 1000 | 400 | BBN001481510160000. | 6.445 | 7.463 | 10.179 | BBN001481320160000. | 3.563 | 4.072 | 5.430 |

LINGO SHELVING SYSTEM

DOUBLE-SIDED - STEEL BACK FRAME - ADJUSTABLE FEET - FOR TOP SHELF

Painted and veneered Lingo Shelving Systems are FSC-certified.

H1520 mm

| Module mm | Shelf depth mm | Item no. Freestanding bay | Melamine DKK | Painted DKK | Veneer DKK | Item no. Intermediate bay | Melamine DKK | Painted DKK | Veneer DKK |
|-----------|----------------|---------------------------|--------------|-------------|------------|---------------------------|--------------|-------------|------------|
| 500 | 250 | BBN001545510160000. | 4.205 | 4.809 | 6.417 | BBN001545320160000. | 2.493 | 2.795 | 3.599 |
| 500 | 300 | BBN001565510160000. | 4.959 | 5.697 | 7.667 | BBN001565320160000. | 2.870 | 3.239 | 4.224 |
| 500 | 400 | BBN001585510160000. | 6.849 | 7.921 | 10.777 | BBN001585320160000. | 3.815 | 4.351 | 5.779 |
| 750 | 250 | BBN001547510160000. | 4.205 | 4.809 | 6.417 | BBN001547320160000. | 2.493 | 2.795 | 3.599 |
| 750 | 300 | BBN001567510160000. | 4.959 | 5.697 | 7.667 | BBN001567320160000. | 2.870 | 3.239 | 4.224 |
| 750 | 400 | BBN001587510160000. | 6.849 | 7.921 | 10.777 | BBN001587320160000. | 3.815 | 4.351 | 5.779 |
| 900 | 250 | BBN001549510160000. | 4.205 | 4.809 | 6.417 | BBN001549320160000. | 2.493 | 2.795 | 3.599 |
| 900 | 300 | BBN001569510160000. | 4.959 | 5.697 | 7.667 | BBN001569320160000. | 2.870 | 3.239 | 4.224 |
| 900 | 400 | BBN001589510160000. | 6.849 | 7.921 | 10.777 | BBN001589320160000. | 3.815 | 4.351 | 5.779 |
| 1000 | 250 | BBN001541510160000. | 4.307 | 4.911 | 6.519 | BBN001541320160000. | 2.595 | 2.897 | 3.701 |
| 1000 | 300 | BBN001561510160000. | 5.061 | 5.799 | 7.769 | BBN001561320160000. | 2.972 | 3.341 | 4.326 |
| 1000 | 400 | BBN001581510160000. | 6.951 | 8.023 | 10.879 | BBN001581320160000. | 3.917 | 4.453 | 5.881 |

H1820 mm

| Module mm | Shelf depth mm | Item no. Freestanding bay | Melamine DKK | Painted DKK | Veneer DKK | Item no. Intermediate bay | Melamine DKK | Painted DKK | Veneer DKK |
|-----------|----------------|---------------------------|--------------|-------------|------------|---------------------------|--------------|-------------|------------|
| 500 | 250 | BBN001645510160000. | 5.240 | 5.954 | 7.860 | BBN001645320160000. | 2.628 | 2.985 | 3.938 |
| 500 | 300 | BBN001665510160000. | 6.138 | 7.012 | 9.334 | BBN001665320160000. | 3.077 | 3.514 | 4.675 |
| 500 | 400 | BBN001685510160000. | 8.382 | 9.650 | 13.034 | BBN001685320160000. | 4.199 | 4.833 | 6.525 |
| 750 | 250 | BBN001647510160000. | 5.240 | 5.954 | 7.860 | BBN001647320160000. | 2.628 | 2.985 | 3.938 |
| 750 | 300 | BBN001667510160000. | 6.138 | 7.012 | 9.334 | BBN001667320160000. | 3.077 | 3.514 | 4.675 |
| 750 | 400 | BBN001687510160000. | 8.382 | 9.650 | 13.034 | BBN001687320160000. | 4.199 | 4.833 | 6.525 |
| 900 | 250 | BBN001649510160000. | 5.240 | 5.954 | 7.860 | BBN001649320160000. | 2.628 | 2.985 | 3.938 |
| 900 | 300 | BBN001669510160000. | 6.138 | 7.012 | 9.334 | BBN001669320160000. | 3.077 | 3.514 | 4.675 |
| 900 | 400 | BBN001689510160000. | 8.382 | 9.650 | 13.034 | BBN001689320160000. | 4.199 | 4.833 | 6.525 |
| 1000 | 250 | BBN001641510160000. | 5.400 | 6.114 | 8.020 | BBN001641320160000. | 2.708 | 3.065 | 4.018 |
| 1000 | 300 | BBN001661510160000. | 6.298 | 7.172 | 9.494 | BBN001661320160000. | 3.157 | 3.594 | 4.755 |
| 1000 | 400 | BBN001681510160000. | 8.542 | 9.810 | 13.194 | BBN001681320160000. | 4.279 | 4.913 | 6.605 |

H2120 mm

| Module mm | Shelf depth mm | Item no. Freestanding bay | Melamine DKK | Painted DKK | Veneer DKK | Item no. Intermediate bay | Melamine DKK | Painted DKK | Veneer DKK |
|-----------|----------------|---------------------------|--------------|-------------|------------|---------------------------|--------------|-------------|------------|
| 500 | 250 | BBN001745510160000. | 5.764 | 6.568 | 8.718 | BBN001745320160000. | 2.890 | 3.292 | 4.367 |
| 500 | 300 | BBN001765510160000. | 6.870 | 7.872 | 10.540 | BBN001765320160000. | 3.443 | 3.944 | 5.278 |
| 500 | 400 | BBN001785510160000. | 9.452 | 10.904 | 14.788 | BBN001785320160000. | 4.734 | 5.460 | 7.402 |
| 750 | 250 | BBN001747510160000. | 5.764 | 6.568 | 8.718 | BBN001747320160000. | 2.890 | 3.292 | 4.367 |
| 750 | 300 | BBN001767510160000. | 6.870 | 7.872 | 10.540 | BBN001767320160000. | 3.443 | 3.944 | 5.278 |
| 750 | 400 | BBN001787510160000. | 9.452 | 10.904 | 14.788 | BBN001787320160000. | 4.734 | 5.460 | 7.402 |
| 900 | 250 | BBN001749510160000. | 5.764 | 6.568 | 8.718 | BBN001749320160000. | 2.890 | 3.292 | 4.367 |
| 900 | 300 | BBN001769510160000. | 6.870 | 7.872 | 10.540 | BBN001769320160000. | 3.443 | 3.944 | 5.278 |
| 900 | 400 | BBN001789510160000. | 9.452 | 10.904 | 14.788 | BBN001789320160000. | 4.734 | 5.460 | 7.402 |
| 1000 | 250 | BBN001741510160000. | 5.924 | 6.728 | 8.878 | BBN001741320160000. | 2.970 | 3.372 | 4.447 |
| 1000 | 300 | BBN001761510160000. | 7.030 | 8.032 | 10.700 | BBN001761320160000. | 3.523 | 4.024 | 5.358 |
| 1000 | 400 | BBN001781510160000. | 9.612 | 11.064 | 14.948 | BBN001781320160000. | 4.814 | 5.540 | 7.482 |

LINGO SHELVING SYSTEM

BBN001 - HIGH WOODEN BACK PANEL - ADJUSTABLE FEET - FOR TOP SHELF



LINGO SHELVING SYSTEM

BBN001 - HIGH WOODEN BACK PANEL - ADJUSTABLE FEET - FOR TOP SHELF

Shelving system with wooden panels, high wooden back panel and castor plate. To be used with ST1 standard depth, ST1 double-sided, ST2, ST3 and WT1 standard depth top shelf.

Freestanding bay includes 2 outer panels and 1 wooden back panel.

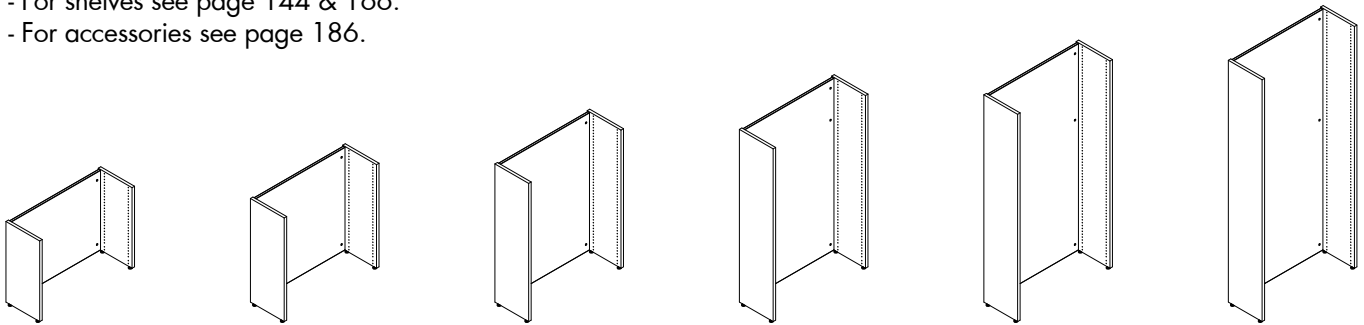
Intermediate bay includes 1 intermediate panel and 1 wooden back panel.

- Prices based on steel price group 1 and wooden price group A (see Design Options pages 6-9).

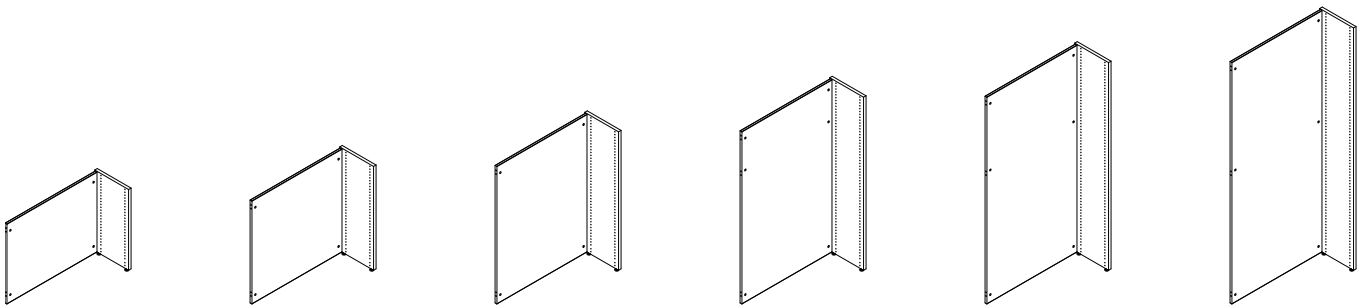
- For top shelves, see pages 156 & 174

- For shelves see page 144 & 166.

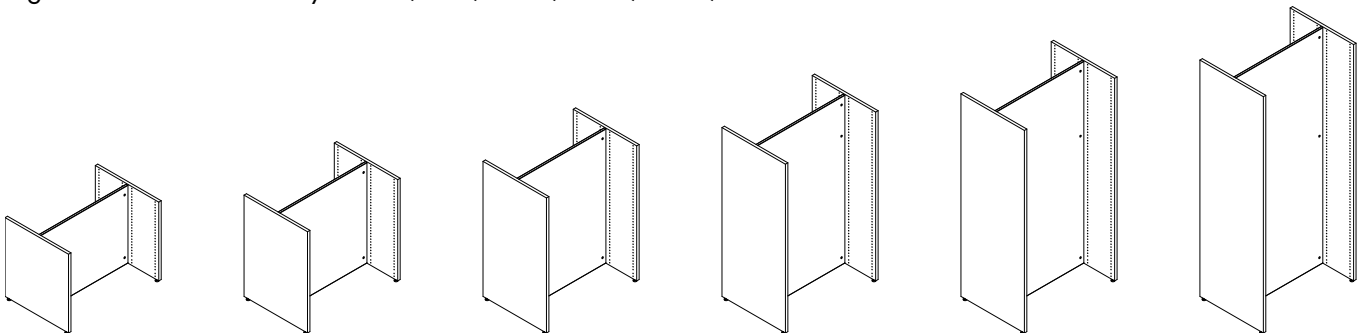
- For accessories see page 186.



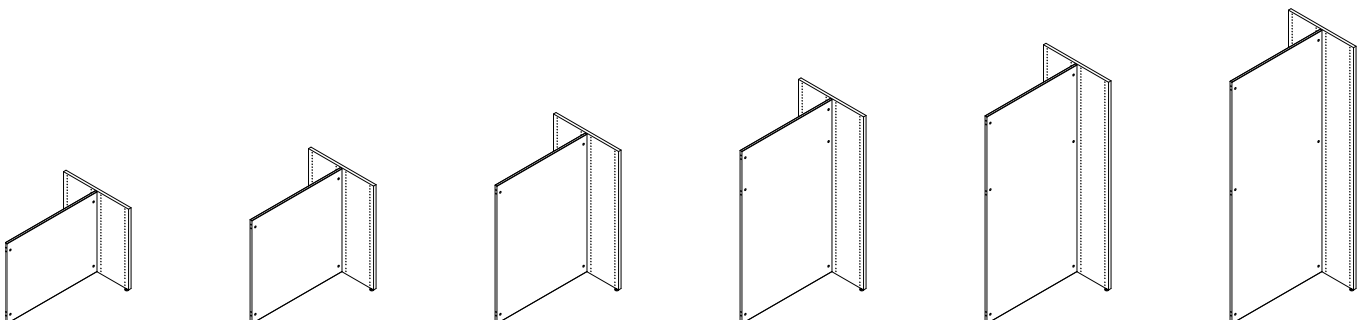
Single-sided freestanding bay - H720/920/1220/1520/1820/2120 mm



Single-sided intermediate bay - H720/920/1220/1520/1820/2120 mm



Double-sided freestanding bay - H720/920/1220/1520/1820/2120 mm



Double-sided intermediate bay - H720/920/1220/1520/1820/2120 mm

LINGO SHELVING SYSTEM

SINGLE-SIDED - HIGH WOODEN BACK PANEL - ADJUSTABLE FEET - FOR TOP SHELF

Painted and veneered Lingo Shelving Systems are FSC-certified.

H720 mm

| Module mm | Shelf depth mm | Item no. Freestanding bay | Melamine DKK | Painted DKK | Veneer DKK | Item no. Intermediate bay | Melamine DKK | Painted DKK | Veneer DKK |
|-----------|----------------|---------------------------|--------------|-------------|------------|---------------------------|--------------|-------------|------------|
| 500 | 250 | BBN001235510120000. | 1.766 | 2.079 | 2.914 | BBN001235320120000. | 1.144 | 1.346 | 1.887 |
| 500 | 300 | BBN001255510120000. | 1.948 | 2.289 | 3.210 | BBN001255320120000. | 1.235 | 1.451 | 2.035 |
| 500 | 400 | BBN001275510120000. | 2.454 | 2.887 | 4.044 | BBN001275320120000. | 1.488 | 1.750 | 2.452 |
| 750 | 250 | BBN001237510120000. | 2.026 | 2.387 | 3.346 | BBN001237320120000. | 1.404 | 1.654 | 2.319 |
| 750 | 300 | BBN001257510120000. | 2.208 | 2.597 | 3.642 | BBN001257320120000. | 1.495 | 1.759 | 2.467 |
| 750 | 400 | BBN001277510120000. | 2.714 | 3.195 | 4.476 | BBN001277320120000. | 1.748 | 2.058 | 2.884 |
| 900 | 250 | BBN001239510120000. | 2.222 | 2.616 | 3.665 | BBN001239320120000. | 1.600 | 1.883 | 2.638 |
| 900 | 300 | BBN001259510120000. | 2.404 | 2.826 | 3.961 | BBN001259320120000. | 1.691 | 1.988 | 2.786 |
| 900 | 400 | BBN001279510120000. | 2.910 | 3.424 | 4.795 | BBN001279320120000. | 1.944 | 2.287 | 3.203 |
| 1000 | 250 | BBN001231510120000. | 2.287 | 2.694 | 3.772 | BBN001231320120000. | 1.665 | 1.961 | 2.745 |
| 1000 | 300 | BBN001251510120000. | 2.469 | 2.904 | 4.068 | BBN001251320120000. | 1.756 | 2.066 | 2.893 |
| 1000 | 400 | BBN001271510120000. | 2.975 | 3.502 | 4.902 | BBN001271320120000. | 2.009 | 2.365 | 3.310 |

H920 mm

| Module mm | Shelf depth mm | Item no. Freestanding bay | Melamine DKK | Painted DKK | Veneer DKK | Item no. Intermediate bay | Melamine DKK | Painted DKK | Veneer DKK |
|-----------|----------------|---------------------------|--------------|-------------|------------|---------------------------|--------------|-------------|------------|
| 500 | 250 | BBN001335510120000. | 2.261 | 2.661 | 3.723 | BBN001335320120000. | 1.464 | 1.723 | 2.412 |
| 500 | 300 | BBN001355510120000. | 2.491 | 2.929 | 4.107 | BBN001355320120000. | 1.579 | 1.857 | 2.604 |
| 500 | 400 | BBN001375510120000. | 3.137 | 3.689 | 5.169 | BBN001375320120000. | 1.902 | 2.237 | 3.135 |
| 750 | 250 | BBN001337510120000. | 2.595 | 3.053 | 4.271 | BBN001337320120000. | 1.798 | 2.115 | 2.960 |
| 750 | 300 | BBN001357510120000. | 2.825 | 3.321 | 4.655 | BBN001357320120000. | 1.913 | 2.249 | 3.152 |
| 750 | 400 | BBN001377510120000. | 3.471 | 4.081 | 5.717 | BBN001377320120000. | 2.236 | 2.629 | 3.683 |
| 900 | 250 | BBN001339510120000. | 2.845 | 3.348 | 4.683 | BBN001339320120000. | 2.048 | 2.410 | 3.372 |
| 900 | 300 | BBN001359510120000. | 3.075 | 3.616 | 5.067 | BBN001359320120000. | 2.163 | 2.544 | 3.564 |
| 900 | 400 | BBN001379510120000. | 3.721 | 4.376 | 6.129 | BBN001379320120000. | 2.486 | 2.924 | 4.095 |
| 1000 | 250 | BBN001331510120000. | 2.928 | 3.445 | 4.816 | BBN001331320120000. | 2.131 | 2.507 | 3.505 |
| 1000 | 300 | BBN001351510120000. | 3.158 | 3.713 | 5.200 | BBN001351320120000. | 2.246 | 2.641 | 3.697 |
| 1000 | 400 | BBN001371510120000. | 3.804 | 4.473 | 6.262 | BBN001371320120000. | 2.569 | 3.021 | 4.228 |

H1220 mm

| Module mm | Shelf depth mm | Item no. Freestanding bay | Melamine DKK | Painted DKK | Veneer DKK | Item no. Intermediate bay | Melamine DKK | Painted DKK | Veneer DKK |
|-----------|----------------|---------------------------|--------------|-------------|------------|---------------------------|--------------|-------------|------------|
| 500 | 250 | BBN001435510120000. | 3.000 | 3.528 | 4.944 | BBN001435320120000. | 1.945 | 2.288 | 3.206 |
| 500 | 300 | BBN001455510120000. | 3.092 | 3.638 | 5.092 | BBN001455320120000. | 1.991 | 2.343 | 3.280 |
| 500 | 400 | BBN001475510120000. | 4.084 | 4.806 | 6.728 | BBN001475320120000. | 2.487 | 2.927 | 4.098 |
| 750 | 250 | BBN001437510120000. | 3.448 | 4.053 | 5.677 | BBN001437320120000. | 2.393 | 2.813 | 3.939 |
| 750 | 300 | BBN001457510120000. | 3.540 | 4.163 | 5.825 | BBN001457320120000. | 2.439 | 2.868 | 4.013 |
| 750 | 400 | BBN001477510120000. | 4.532 | 5.331 | 7.461 | BBN001477320120000. | 2.935 | 3.452 | 4.831 |
| 900 | 250 | BBN001439510120000. | 3.723 | 4.378 | 6.135 | BBN001439320120000. | 2.668 | 3.138 | 4.397 |
| 900 | 300 | BBN001459510120000. | 3.815 | 4.488 | 6.283 | BBN001459320120000. | 2.714 | 3.193 | 4.471 |
| 900 | 400 | BBN001479510120000. | 4.807 | 5.656 | 7.919 | BBN001479320120000. | 3.210 | 3.777 | 5.289 |
| 1000 | 250 | BBN001431510120000. | 3.890 | 4.574 | 6.406 | BBN001431320120000. | 2.835 | 3.334 | 4.668 |
| 1000 | 300 | BBN001451510120000. | 3.982 | 4.684 | 6.554 | BBN001451320120000. | 2.881 | 3.389 | 4.742 |
| 1000 | 400 | BBN001471510120000. | 4.974 | 5.852 | 8.190 | BBN001471320120000. | 3.377 | 3.973 | 5.560 |

LINGO SHELVING SYSTEM

SINGLE-SIDED - HIGH WOODEN BACK PANEL - ADJUSTABLE FEET - FOR TOP SHELF

Painted and veneered Lingo Shelving Systems are FSC-certified.

H1520 mm

| Module mm | Shelf depth mm | Item no. Freestanding bay | Melamine DKK | Painted DKK | Veneer DKK | Item no. Intermediate bay | Melamine DKK | Painted DKK | Veneer DKK |
|-----------|----------------|---------------------------|--------------|-------------|------------|---------------------------|--------------|-------------|------------|
| 500 | 250 | BBN001535510120000. | 3.488 | 4.104 | 5.746 | BBN001535320120000. | 2.289 | 2.693 | 3.771 |
| 500 | 300 | BBN001555510120000. | 3.578 | 4.212 | 5.892 | BBN001555320120000. | 2.334 | 2.747 | 3.844 |
| 500 | 400 | BBN001575510120000. | 4.772 | 5.614 | 7.856 | BBN001575320120000. | 2.931 | 3.448 | 4.826 |
| 750 | 250 | BBN001537510120000. | 4.033 | 4.746 | 6.643 | BBN001537320120000. | 2.834 | 3.335 | 4.668 |
| 750 | 300 | BBN001557510120000. | 4.123 | 4.854 | 6.789 | BBN001557320120000. | 2.879 | 3.389 | 4.741 |
| 750 | 400 | BBN001577510120000. | 5.317 | 6.256 | 8.753 | BBN001577320120000. | 3.476 | 4.090 | 5.723 |
| 900 | 250 | BBN001539510120000. | 4.397 | 5.174 | 7.245 | BBN001539320120000. | 3.198 | 3.763 | 5.270 |
| 900 | 300 | BBN001559510120000. | 4.487 | 5.282 | 7.391 | BBN001559320120000. | 3.243 | 3.817 | 5.343 |
| 900 | 400 | BBN001579510120000. | 5.681 | 6.684 | 9.355 | BBN001579320120000. | 3.840 | 4.518 | 6.325 |
| 1000 | 250 | BBN001531510120000. | 4.581 | 5.391 | 7.543 | BBN001531320120000. | 3.382 | 3.980 | 5.568 |
| 1000 | 300 | BBN001551510120000. | 4.671 | 5.499 | 7.689 | BBN001551320120000. | 3.427 | 4.034 | 5.641 |
| 1000 | 400 | BBN001571510120000. | 5.865 | 6.901 | 9.653 | BBN001571320120000. | 4.024 | 4.735 | 6.623 |

H1820 mm

| Module mm | Shelf depth mm | Item no. Freestanding bay | Melamine DKK | Painted DKK | Veneer DKK | Item no. Intermediate bay | Melamine DKK | Painted DKK | Veneer DKK |
|-----------|----------------|---------------------------|--------------|-------------|------------|---------------------------|--------------|-------------|------------|
| 500 | 250 | BBN001635510120000. | 4.077 | 4.796 | 6.713 | BBN001635320120000. | 2.671 | 3.142 | 4.397 |
| 500 | 300 | BBN001655510120000. | 4.143 | 4.874 | 6.817 | BBN001655320120000. | 2.704 | 3.181 | 4.449 |
| 500 | 400 | BBN001675510120000. | 5.477 | 6.444 | 9.023 | BBN001675320120000. | 3.371 | 3.966 | 5.552 |
| 750 | 250 | BBN001637510120000. | 4.708 | 5.538 | 7.755 | BBN001637320120000. | 3.302 | 3.884 | 5.439 |
| 750 | 300 | BBN001657510120000. | 4.774 | 5.616 | 7.859 | BBN001657320120000. | 3.335 | 3.923 | 5.491 |
| 750 | 400 | BBN001677510120000. | 6.108 | 7.186 | 10.065 | BBN001677320120000. | 4.002 | 4.708 | 6.594 |
| 900 | 250 | BBN001639510120000. | 5.167 | 6.080 | 8.510 | BBN001639320120000. | 3.761 | 4.426 | 6.194 |
| 900 | 300 | BBN001659510120000. | 5.233 | 6.158 | 8.614 | BBN001659320120000. | 3.794 | 4.465 | 6.246 |
| 900 | 400 | BBN001679510120000. | 6.567 | 7.728 | 10.820 | BBN001679320120000. | 4.461 | 5.250 | 7.349 |
| 1000 | 250 | BBN001631510120000. | 5.339 | 6.281 | 8.794 | BBN001631320120000. | 3.933 | 4.627 | 6.478 |
| 1000 | 300 | BBN001651510120000. | 5.405 | 6.359 | 8.898 | BBN001651320120000. | 3.966 | 4.666 | 6.530 |
| 1000 | 400 | BBN001671510120000. | 6.739 | 7.929 | 11.104 | BBN001671320120000. | 4.633 | 5.451 | 7.633 |

H2120 mm

| Module mm | Shelf depth mm | Item no. Freestanding bay | Melamine DKK | Painted DKK | Veneer DKK | Item no. Intermediate bay | Melamine DKK | Painted DKK | Veneer DKK |
|-----------|----------------|---------------------------|--------------|-------------|------------|---------------------------|--------------|-------------|------------|
| 500 | 250 | BBN001735510120000. | 4.596 | 5.406 | 7.571 | BBN001735320120000. | 3.029 | 3.562 | 4.989 |
| 500 | 300 | BBN001755510120000. | 4.656 | 5.476 | 7.667 | BBN001755320120000. | 3.059 | 3.597 | 5.037 |
| 500 | 400 | BBN001775510120000. | 6.084 | 7.156 | 10.017 | BBN001775320120000. | 3.773 | 4.437 | 6.212 |
| 750 | 250 | BBN001737510120000. | 5.324 | 6.266 | 8.770 | BBN001737320120000. | 3.757 | 4.422 | 6.188 |
| 750 | 300 | BBN001757510120000. | 5.384 | 6.336 | 8.866 | BBN001757320120000. | 3.787 | 4.457 | 6.236 |
| 750 | 400 | BBN001777510120000. | 6.812 | 8.016 | 11.216 | BBN001777320120000. | 4.501 | 5.297 | 7.411 |
| 900 | 250 | BBN001739510120000. | 5.852 | 6.886 | 9.643 | BBN001739320120000. | 4.285 | 5.042 | 7.061 |
| 900 | 300 | BBN001759510120000. | 5.912 | 6.956 | 9.739 | BBN001759320120000. | 4.315 | 5.077 | 7.109 |
| 900 | 400 | BBN001779510120000. | 7.340 | 8.636 | 12.089 | BBN001779320120000. | 5.029 | 5.917 | 8.284 |
| 1000 | 250 | BBN001731510120000. | 6.053 | 7.123 | 9.973 | BBN001731320120000. | 4.486 | 5.279 | 7.391 |
| 1000 | 300 | BBN001751510120000. | 6.113 | 7.193 | 10.069 | BBN001751320120000. | 4.516 | 5.314 | 7.439 |
| 1000 | 400 | BBN001771510120000. | 7.541 | 8.873 | 12.419 | BBN001771320120000. | 5.230 | 6.154 | 8.614 |

LINGO SHELVING SYSTEM

DOUBLE-SIDED - HIGH WOODEN BACK PANEL - ADJUSTABLE FEET - FOR TOP SHELF

Painted and veneered Lingo Shelving Systems are FSC-certified.

H720 mm

| Module mm | Shelf depth mm | Item no. Freestanding bay | Melamine DKK | Painted DKK | Veneer DKK | Item no. Intermediate bay | Melamine DKK | Painted DKK | Veneer DKK |
|-----------|----------------|---------------------------|--------------|-------------|------------|---------------------------|--------------|-------------|------------|
| 500 | 250 | BBN001245510120000. | 2.342 | 2.753 | 3.856 | BBN001245320120000. | 1.432 | 1.683 | 2.358 |
| 500 | 300 | BBN001265510120000. | 2.910 | 3.421 | 4.974 | BBN001265320120000. | 1.716 | 2.017 | 2.827 |
| 500 | 400 | BBN001285510120000. | 3.992 | 4.695 | 6.576 | BBN001285320120000. | 2.257 | 2.654 | 3.718 |
| 750 | 250 | BBN001247510120000. | 2.602 | 3.061 | 4.288 | BBN001247320120000. | 1.692 | 1.991 | 2.790 |
| 750 | 300 | BBN001267510120000. | 3.170 | 3.729 | 5.406 | BBN001267320120000. | 1.976 | 2.325 | 3.259 |
| 750 | 400 | BBN001287510120000. | 4.252 | 5.003 | 7.008 | BBN001287320120000. | 2.517 | 2.962 | 4.150 |
| 900 | 250 | BBN001249510120000. | 2.798 | 3.290 | 4.607 | BBN001249320120000. | 1.888 | 2.220 | 3.109 |
| 900 | 300 | BBN001269510120000. | 3.366 | 3.958 | 5.725 | BBN001269320120000. | 2.172 | 2.554 | 3.578 |
| 900 | 400 | BBN001289510120000. | 4.448 | 5.232 | 7.327 | BBN001289320120000. | 2.713 | 3.191 | 4.469 |
| 1000 | 250 | BBN001241510120000. | 2.863 | 3.368 | 4.714 | BBN001241320120000. | 1.953 | 2.298 | 3.216 |
| 1000 | 300 | BBN001261510120000. | 3.431 | 4.036 | 5.832 | BBN001261320120000. | 2.237 | 2.632 | 3.685 |
| 1000 | 400 | BBN001281510120000. | 4.513 | 5.310 | 7.434 | BBN001281320120000. | 2.778 | 3.269 | 4.576 |

H920 mm

| Module mm | Shelf depth mm | Item no. Freestanding bay | Melamine DKK | Painted DKK | Veneer DKK | Item no. Intermediate bay | Melamine DKK | Painted DKK | Veneer DKK |
|-----------|----------------|---------------------------|--------------|-------------|------------|---------------------------|--------------|-------------|------------|
| 500 | 250 | BBN001345510120000. | 2.991 | 3.519 | 4.929 | BBN001345320120000. | 1.829 | 2.152 | 3.015 |
| 500 | 300 | BBN001365510120000. | 3.719 | 4.377 | 6.131 | BBN001365320120000. | 2.193 | 2.581 | 3.616 |
| 500 | 400 | BBN001385510120000. | 5.101 | 5.999 | 8.401 | BBN001385320120000. | 2.884 | 3.392 | 4.751 |
| 750 | 250 | BBN001347510120000. | 3.325 | 3.911 | 5.477 | BBN001347320120000. | 2.163 | 2.544 | 3.563 |
| 750 | 300 | BBN001367510120000. | 4.053 | 4.769 | 6.679 | BBN001367320120000. | 2.527 | 2.973 | 4.164 |
| 750 | 400 | BBN001387510120000. | 5.435 | 6.391 | 8.949 | BBN001387320120000. | 3.218 | 3.784 | 5.299 |
| 900 | 250 | BBN001349510120000. | 3.575 | 4.206 | 5.889 | BBN001349320120000. | 2.413 | 2.839 | 3.975 |
| 900 | 300 | BBN001369510120000. | 4.303 | 5.064 | 7.091 | BBN001369320120000. | 2.777 | 3.268 | 4.576 |
| 900 | 400 | BBN001389510120000. | 5.685 | 6.686 | 9.361 | BBN001389320120000. | 3.468 | 4.079 | 5.711 |
| 1000 | 250 | BBN001341510120000. | 3.658 | 4.303 | 6.022 | BBN001341320120000. | 2.496 | 2.936 | 4.108 |
| 1000 | 300 | BBN001361510120000. | 4.386 | 5.161 | 7.224 | BBN001361320120000. | 2.860 | 3.365 | 4.709 |
| 1000 | 400 | BBN001381510120000. | 5.768 | 6.783 | 9.494 | BBN001381320120000. | 3.551 | 4.176 | 5.844 |

H1220 mm

| Module mm | Shelf depth mm | Item no. Freestanding bay | Melamine DKK | Painted DKK | Veneer DKK | Item no. Intermediate bay | Melamine DKK | Painted DKK | Veneer DKK |
|-----------|----------------|---------------------------|--------------|-------------|------------|---------------------------|--------------|-------------|------------|
| 500 | 250 | BBN001445510120000. | 3.956 | 4.656 | 6.522 | BBN001445320120000. | 2.423 | 2.852 | 3.995 |
| 500 | 300 | BBN001465510120000. | 4.856 | 5.714 | 8.004 | BBN001465320120000. | 2.873 | 3.381 | 4.736 |
| 500 | 400 | BBN001485510120000. | 6.654 | 7.830 | 10.966 | BBN001485320120000. | 3.772 | 4.439 | 6.217 |
| 750 | 250 | BBN001447510120000. | 4.404 | 5.181 | 7.255 | BBN001447320120000. | 2.871 | 3.377 | 4.728 |
| 750 | 300 | BBN001467510120000. | 5.304 | 6.239 | 8.737 | BBN001467320120000. | 3.321 | 3.906 | 5.469 |
| 750 | 400 | BBN001487510120000. | 7.102 | 8.355 | 11.699 | BBN001487320120000. | 4.220 | 4.964 | 6.950 |
| 900 | 250 | BBN001449510120000. | 4.679 | 5.506 | 7.713 | BBN001449320120000. | 3.146 | 3.702 | 5.186 |
| 900 | 300 | BBN001469510120000. | 5.579 | 6.564 | 9.195 | BBN001469320120000. | 3.596 | 4.231 | 5.927 |
| 900 | 400 | BBN001489510120000. | 7.377 | 8.680 | 12.157 | BBN001489320120000. | 4.495 | 5.289 | 7.408 |
| 1000 | 250 | BBN001441510120000. | 4.846 | 5.702 | 7.984 | BBN001441320120000. | 3.313 | 3.898 | 5.457 |
| 1000 | 300 | BBN001461510120000. | 5.746 | 6.760 | 9.466 | BBN001461320120000. | 3.763 | 4.427 | 6.198 |
| 1000 | 400 | BBN001481510120000. | 7.544 | 8.876 | 12.428 | BBN001481320120000. | 4.662 | 5.485 | 7.679 |

LINGO SHELVING SYSTEM

DOUBLE-SIDED - HIGH WOODEN BACK PANEL - ADJUSTABLE FEET - FOR TOP SHELF

Painted and veneered Lingo Shelving Systems are FSC-certified.

H1520 mm

| Module mm | Shelf depth mm | Item no. Freestanding bay | Melamine DKK | Painted DKK | Veneer DKK | Item no. Intermediate bay | Melamine DKK | Painted DKK | Veneer DKK |
|-----------|----------------|---------------------------|--------------|-------------|------------|---------------------------|--------------|-------------|------------|
| 500 | 250 | BBN001545510120000. | 4.514 | 5.310 | 7.432 | BBN001545320120000. | 2.802 | 3.296 | 4.614 |
| 500 | 300 | BBN001565510120000. | 5.268 | 6.198 | 8.682 | BBN001565320120000. | 3.179 | 3.740 | 5.239 |
| 500 | 400 | BBN001585510120000. | 7.158 | 8.422 | 11.792 | BBN001585320120000. | 4.124 | 4.852 | 6.794 |
| 750 | 250 | BBN001547510120000. | 5.059 | 5.952 | 8.329 | BBN001547320120000. | 3.347 | 3.938 | 5.511 |
| 750 | 300 | BBN001567510120000. | 5.813 | 6.840 | 9.579 | BBN001567320120000. | 3.724 | 4.382 | 6.136 |
| 750 | 400 | BBN001587510120000. | 7.703 | 9.064 | 12.689 | BBN001587320120000. | 4.669 | 5.494 | 7.691 |
| 900 | 250 | BBN001549510120000. | 5.423 | 6.380 | 8.931 | BBN001549320120000. | 3.711 | 4.366 | 6.113 |
| 900 | 300 | BBN001569510120000. | 6.177 | 7.268 | 10.181 | BBN001569320120000. | 4.088 | 4.810 | 6.738 |
| 900 | 400 | BBN001589510120000. | 8.067 | 9.492 | 13.291 | BBN001589320120000. | 5.033 | 5.922 | 8.293 |
| 1000 | 250 | BBN001541510120000. | 5.607 | 6.597 | 9.229 | BBN001541320120000. | 3.895 | 4.583 | 6.411 |
| 1000 | 300 | BBN001561510120000. | 6.361 | 7.485 | 10.479 | BBN001561320120000. | 4.272 | 5.027 | 7.036 |
| 1000 | 400 | BBN001581510120000. | 8.251 | 9.709 | 13.589 | BBN001581320120000. | 5.217 | 6.139 | 8.591 |

H1820 mm

| Module mm | Shelf depth mm | Item no. Freestanding bay | Melamine DKK | Painted DKK | Veneer DKK | Item no. Intermediate bay | Melamine DKK | Painted DKK | Veneer DKK |
|-----------|----------------|---------------------------|--------------|-------------|------------|---------------------------|--------------|-------------|------------|
| 500 | 250 | BBN001645510120000. | 5.303 | 6.240 | 8.739 | BBN001645320120000. | 3.284 | 3.864 | 5.410 |
| 500 | 300 | BBN001665510120000. | 6.201 | 7.298 | 10.213 | BBN001665320120000. | 3.733 | 4.393 | 6.147 |
| 500 | 400 | BBN001685510120000. | 8.445 | 9.936 | 13.913 | BBN001685320120000. | 4.855 | 5.712 | 7.997 |
| 750 | 250 | BBN001647510120000. | 5.934 | 6.982 | 9.781 | BBN001647320120000. | 3.915 | 4.606 | 6.452 |
| 750 | 300 | BBN001667510120000. | 6.832 | 8.040 | 11.255 | BBN001667320120000. | 4.364 | 5.135 | 7.189 |
| 750 | 400 | BBN001687510120000. | 9.076 | 10.678 | 14.955 | BBN001687320120000. | 5.486 | 6.454 | 9.039 |
| 900 | 250 | BBN001649510120000. | 6.393 | 7.524 | 10.536 | BBN001649320120000. | 4.374 | 5.148 | 7.207 |
| 900 | 300 | BBN001669510120000. | 7.291 | 8.582 | 12.010 | BBN001669320120000. | 4.823 | 5.677 | 7.944 |
| 900 | 400 | BBN001689510120000. | 9.535 | 11.220 | 15.710 | BBN001689320120000. | 5.945 | 6.996 | 9.794 |
| 1000 | 250 | BBN001641510120000. | 6.565 | 7.725 | 10.820 | BBN001641320120000. | 4.546 | 5.349 | 7.491 |
| 1000 | 300 | BBN001661510120000. | 7.463 | 8.783 | 12.294 | BBN001661320120000. | 4.995 | 5.878 | 8.228 |
| 1000 | 400 | BBN001681510120000. | 9.707 | 11.421 | 15.994 | BBN001681320120000. | 6.117 | 7.197 | 10.078 |

H2120 mm

| Module mm | Shelf depth mm | Item no. Freestanding bay | Melamine DKK | Painted DKK | Veneer DKK | Item no. Intermediate bay | Melamine DKK | Painted DKK | Veneer DKK |
|-----------|----------------|---------------------------|--------------|-------------|------------|---------------------------|--------------|-------------|------------|
| 500 | 250 | BBN001745510120000. | 6.024 | 7.084 | 9.923 | BBN001745320120000. | 3.743 | 4.401 | 6.165 |
| 500 | 300 | BBN001765510120000. | 7.130 | 8.388 | 11.745 | BBN001765320120000. | 4.296 | 5.053 | 7.076 |
| 500 | 400 | BBN001785510120000. | 9.712 | 11.420 | 15.993 | BBN001785320120000. | 5.587 | 6.569 | 9.200 |
| 750 | 250 | BBN001747510120000. | 6.752 | 7.944 | 11.122 | BBN001747320120000. | 4.471 | 5.261 | 7.364 |
| 750 | 300 | BBN001767510120000. | 7.858 | 9.248 | 12.944 | BBN001767320120000. | 5.024 | 5.913 | 8.275 |
| 750 | 400 | BBN001787510120000. | 10.440 | 12.280 | 17.192 | BBN001787320120000. | 6.315 | 7.429 | 10.399 |
| 900 | 250 | BBN001749510120000. | 7.280 | 8.564 | 11.995 | BBN001749320120000. | 4.999 | 5.881 | 8.237 |
| 900 | 300 | BBN001769510120000. | 8.386 | 9.868 | 13.817 | BBN001769320120000. | 5.552 | 6.533 | 9.148 |
| 900 | 400 | BBN001789510120000. | 10.968 | 12.900 | 18.065 | BBN001789320120000. | 6.843 | 8.049 | 11.272 |
| 1000 | 250 | BBN001741510120000. | 7.481 | 8.801 | 12.325 | BBN001741320120000. | 5.200 | 6.118 | 8.567 |
| 1000 | 300 | BBN001761510120000. | 8.587 | 10.105 | 14.147 | BBN001761320120000. | 5.753 | 6.770 | 9.478 |
| 1000 | 400 | BBN001781510120000. | 11.169 | 13.137 | 18.395 | BBN001781320120000. | 7.044 | 8.286 | 11.602 |

LINGO SHELVING SYSTEM

BBN001 - LOW WOODEN BACK PANEL - ADJUSTABLE FEET - FOR TOP SHELF

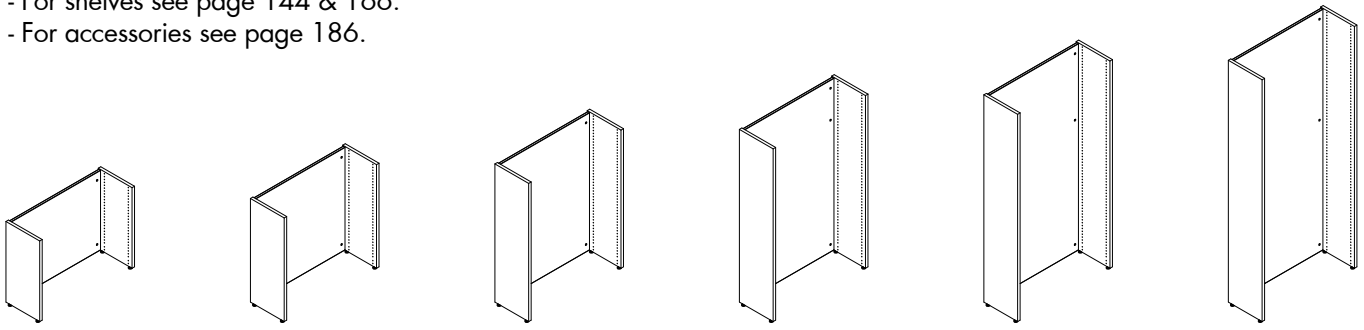


LINGO SHELVING SYSTEM

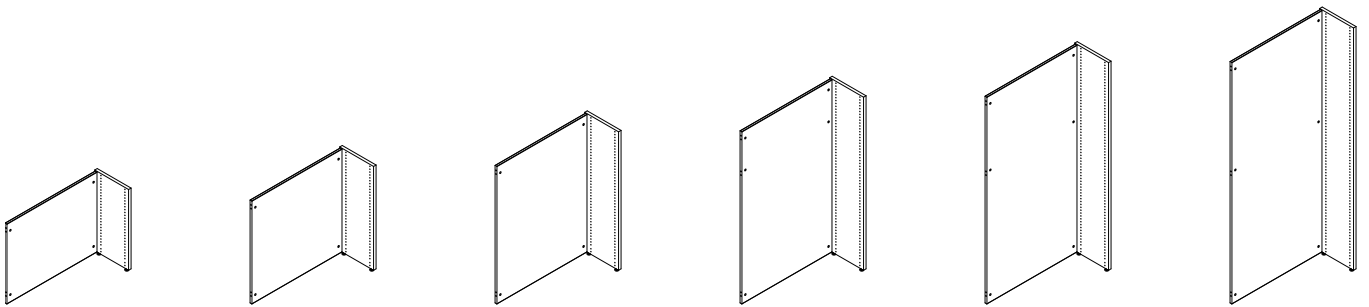
BBN001 - LOW WOODEN BACK PANEL - ADJUSTABLE FEET - FOR TOP SHELF

Shelving system with wooden panels and low wooden back panel.
 To be used with ST1 full depth, WT1 full depth and WT1 double-sided top shelf.
 Freestanding bay includes 2 outer panels and 1 wooden back panel.
 Intermediate bay includes 1 intermediate panel and 1 wooden back panel.

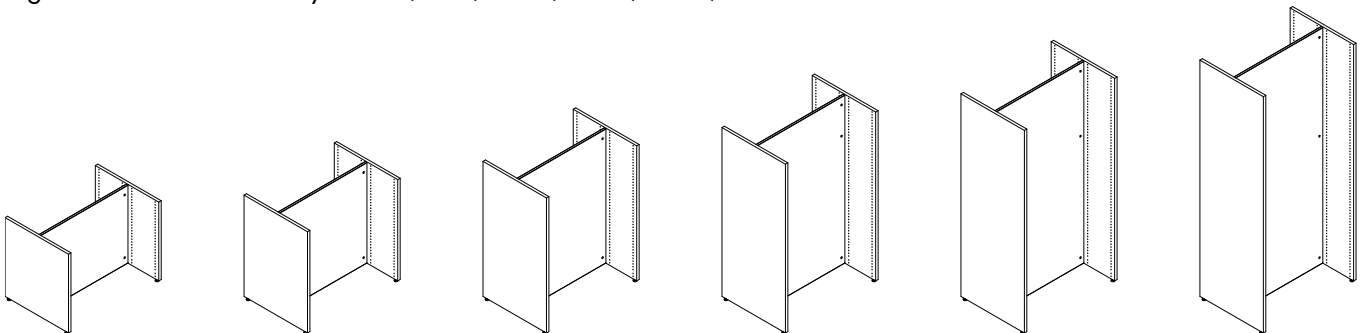
- Prices based on steel price group 1 and wooden price group A (see Design Options pages 6-9).
- For top shelves, see pages 156 & 174
- For shelves see page 144 & 166.
- For accessories see page 186.



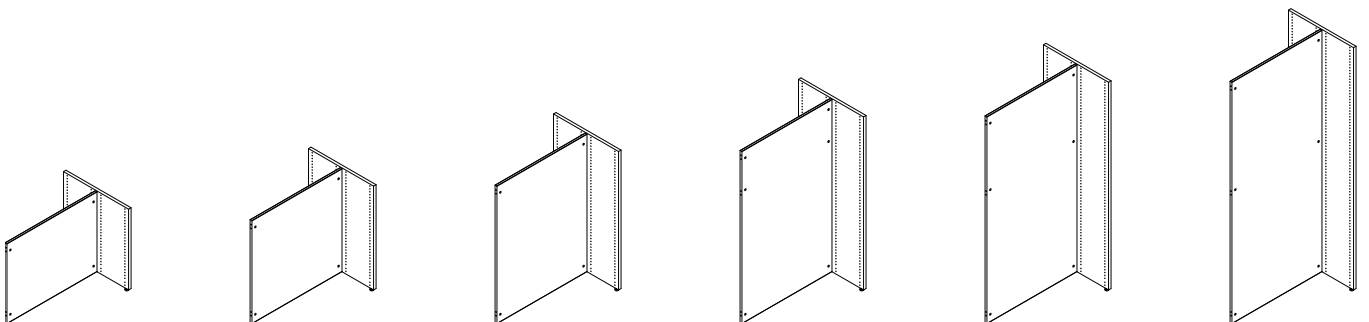
Single-sided freestanding bay - H720/920/1220/1520/1820/2120 mm



Single-sided intermediate bay - H720/920/1220/1520/1820/2120 mm



Double-sided freestanding bay - H720/920/1220/1520/1820/2120 mm



Double-sided intermediate bay - H720/920/1220/1520/1820/2120 mm

LINGO SHELVING SYSTEM

SINGLE-SIDED - LOW WOODEN BACK PANEL - ADJUSTABLE FEET - FOR TOP SHELF

Painted and veneered Lingo Shelving Systems are FSC-certified.

H720 mm

| Module mm | Shelf depth mm | Item no. Freestanding bay | Melamine DKK | Painted DKK | Veneer DKK | Item no. Intermediate bay | Melamine DKK | Painted DKK | Veneer DKK |
|-----------|----------------|---------------------------|--------------|-------------|------------|---------------------------|--------------|-------------|------------|
| 500 | 250 | BBN001235510110000. | 1.766 | 2.079 | 2.914 | BBN001235320110000. | 1.144 | 1.346 | 1.887 |
| 500 | 300 | BBN001255510110000. | 1.948 | 2.289 | 3.210 | BBN001255320110000. | 1.235 | 1.451 | 2.035 |
| 500 | 400 | BBN001275510110000. | 2.454 | 2.887 | 4.044 | BBN001275320110000. | 1.488 | 1.750 | 2.452 |
| 750 | 250 | BBN001237510110000. | 2.026 | 2.387 | 3.346 | BBN001237320110000. | 1.404 | 1.654 | 2.319 |
| 750 | 300 | BBN001257510110000. | 2.208 | 2.597 | 3.642 | BBN001257320110000. | 1.495 | 1.759 | 2.467 |
| 750 | 400 | BBN001277510110000. | 2.714 | 3.195 | 4.476 | BBN001277320110000. | 1.748 | 2.058 | 2.884 |
| 900 | 250 | BBN001239510110000. | 2.222 | 2.616 | 3.665 | BBN001239320110000. | 1.600 | 1.883 | 2.638 |
| 900 | 300 | BBN001259510110000. | 2.404 | 2.826 | 3.961 | BBN001259320110000. | 1.691 | 1.988 | 2.786 |
| 900 | 400 | BBN001279510110000. | 2.910 | 3.424 | 4.795 | BBN001279320110000. | 1.944 | 2.287 | 3.203 |
| 1000 | 250 | BBN001231510110000. | 2.287 | 2.694 | 3.772 | BBN001231320110000. | 1.665 | 1.961 | 2.745 |
| 1000 | 300 | BBN001251510110000. | 2.469 | 2.904 | 4.068 | BBN001251320110000. | 1.756 | 2.066 | 2.893 |
| 1000 | 400 | BBN001271510110000. | 2.975 | 3.502 | 4.902 | BBN001271320110000. | 2.009 | 2.365 | 3.310 |

H920 mm

| Module mm | Shelf depth mm | Item no. Freestanding bay | Melamine DKK | Painted DKK | Veneer DKK | Item no. Intermediate bay | Melamine DKK | Painted DKK | Veneer DKK |
|-----------|----------------|---------------------------|--------------|-------------|------------|---------------------------|--------------|-------------|------------|
| 500 | 250 | BBN001335510110000. | 2.261 | 2.661 | 3.723 | BBN001335320110000. | 1.464 | 1.723 | 2.412 |
| 500 | 300 | BBN001355510110000. | 2.491 | 2.929 | 4.107 | BBN001355320110000. | 1.579 | 1.857 | 2.604 |
| 500 | 400 | BBN001375510110000. | 3.137 | 3.689 | 5.169 | BBN001375320110000. | 1.902 | 2.237 | 3.135 |
| 750 | 250 | BBN001337510110000. | 2.595 | 3.053 | 4.271 | BBN001337320110000. | 1.798 | 2.115 | 2.960 |
| 750 | 300 | BBN001357510110000. | 2.825 | 3.321 | 4.655 | BBN001357320110000. | 1.913 | 2.249 | 3.152 |
| 750 | 400 | BBN001377510110000. | 3.471 | 4.081 | 5.717 | BBN001377320110000. | 2.236 | 2.629 | 3.683 |
| 900 | 250 | BBN001339510110000. | 2.845 | 3.348 | 4.683 | BBN001339320110000. | 2.048 | 2.410 | 3.372 |
| 900 | 300 | BBN001359510110000. | 3.075 | 3.616 | 5.067 | BBN001359320110000. | 2.163 | 2.544 | 3.564 |
| 900 | 400 | BBN001379510110000. | 3.721 | 4.376 | 6.129 | BBN001379320110000. | 2.486 | 2.924 | 4.095 |
| 1000 | 250 | BBN001331510110000. | 2.928 | 3.445 | 4.816 | BBN001331320110000. | 2.131 | 2.507 | 3.505 |
| 1000 | 300 | BBN001351510110000. | 3.158 | 3.713 | 5.200 | BBN001351320110000. | 2.246 | 2.641 | 3.697 |
| 1000 | 400 | BBN001371510110000. | 3.804 | 4.473 | 6.262 | BBN001371320110000. | 2.569 | 3.021 | 4.228 |

H1220 mm

| Module mm | Shelf depth mm | Item no. Freestanding bay | Melamine DKK | Painted DKK | Veneer DKK | Item no. Intermediate bay | Melamine DKK | Painted DKK | Veneer DKK |
|-----------|----------------|---------------------------|--------------|-------------|------------|---------------------------|--------------|-------------|------------|
| 500 | 250 | BBN001435510110000. | 3.000 | 3.528 | 4.944 | BBN001435320110000. | 1.945 | 2.288 | 3.206 |
| 500 | 300 | BBN001455510110000. | 3.092 | 3.638 | 5.092 | BBN001455320110000. | 1.991 | 2.343 | 3.280 |
| 500 | 400 | BBN001475510110000. | 4.084 | 4.806 | 6.728 | BBN001475320110000. | 2.487 | 2.927 | 4.098 |
| 750 | 250 | BBN001437510110000. | 3.448 | 4.053 | 5.677 | BBN001437320110000. | 2.393 | 2.813 | 3.939 |
| 750 | 300 | BBN001457510110000. | 3.540 | 4.163 | 5.825 | BBN001457320110000. | 2.439 | 2.868 | 4.013 |
| 750 | 400 | BBN001477510110000. | 4.532 | 5.331 | 7.461 | BBN001477320110000. | 2.935 | 3.452 | 4.831 |
| 900 | 250 | BBN001439510110000. | 3.723 | 4.378 | 6.135 | BBN001439320110000. | 2.668 | 3.138 | 4.397 |
| 900 | 300 | BBN001459510110000. | 3.815 | 4.488 | 6.283 | BBN001459320110000. | 2.714 | 3.193 | 4.471 |
| 900 | 400 | BBN001479510110000. | 4.807 | 5.656 | 7.919 | BBN001479320110000. | 3.210 | 3.777 | 5.289 |
| 1000 | 250 | BBN001431510110000. | 3.890 | 4.574 | 6.406 | BBN001431320110000. | 2.835 | 3.334 | 4.668 |
| 1000 | 300 | BBN001451510110000. | 3.982 | 4.684 | 6.554 | BBN001451320110000. | 2.881 | 3.389 | 4.742 |
| 1000 | 400 | BBN001471510110000. | 4.974 | 5.852 | 8.190 | BBN001471320110000. | 3.377 | 3.973 | 5.560 |

LINGO SHELVING SYSTEM

SINGLE-SIDED - LOW WOODEN BACK PANEL - ADJUSTABLE FEET - FOR TOP SHELF

Painted and veneered Lingo Shelving Systems are FSC-certified.

H1520 mm

| Module mm | Shelf depth mm | Item no. Freestanding bay | Melamine DKK | Painted DKK | Veneer DKK | Item no. Intermediate bay | Melamine DKK | Painted DKK | Veneer DKK |
|-----------|----------------|---------------------------|--------------|-------------|------------|---------------------------|--------------|-------------|------------|
| 500 | 250 | BBN001535510110000. | 3.488 | 4.104 | 5.746 | BBN001535320110000. | 2.289 | 2.693 | 3.771 |
| 500 | 300 | BBN001555510110000. | 3.578 | 4.212 | 5.892 | BBN001555320110000. | 2.334 | 2.747 | 3.844 |
| 500 | 400 | BBN001575510110000. | 4.772 | 5.614 | 7.856 | BBN001575320110000. | 2.931 | 3.448 | 4.826 |
| 750 | 250 | BBN001537510110000. | 4.033 | 4.746 | 6.643 | BBN001537320110000. | 2.834 | 3.335 | 4.668 |
| 750 | 300 | BBN001557510110000. | 4.123 | 4.854 | 6.789 | BBN001557320110000. | 2.879 | 3.389 | 4.741 |
| 750 | 400 | BBN001577510110000. | 5.317 | 6.256 | 8.753 | BBN001577320110000. | 3.476 | 4.090 | 5.723 |
| 900 | 250 | BBN001539510110000. | 4.397 | 5.174 | 7.245 | BBN001539320110000. | 3.198 | 3.763 | 5.270 |
| 900 | 300 | BBN001559510110000. | 4.487 | 5.282 | 7.391 | BBN001559320110000. | 3.243 | 3.817 | 5.343 |
| 900 | 400 | BBN001579510110000. | 5.681 | 6.684 | 9.355 | BBN001579320110000. | 3.840 | 4.518 | 6.325 |
| 1000 | 250 | BBN001531510110000. | 4.581 | 5.391 | 7.543 | BBN001531320110000. | 3.382 | 3.980 | 5.568 |
| 1000 | 300 | BBN001551510110000. | 4.671 | 5.499 | 7.689 | BBN001551320110000. | 3.427 | 4.034 | 5.641 |
| 1000 | 400 | BBN001571510110000. | 5.865 | 6.901 | 9.653 | BBN001571320110000. | 4.024 | 4.735 | 6.623 |

H1820 mm

| Module mm | Shelf depth mm | Item no. Freestanding bay | Melamine DKK | Painted DKK | Veneer DKK | Item no. Intermediate bay | Melamine DKK | Painted DKK | Veneer DKK |
|-----------|----------------|---------------------------|--------------|-------------|------------|---------------------------|--------------|-------------|------------|
| 500 | 250 | BBN001635510110000. | 4.077 | 4.796 | 6.713 | BBN001635320110000. | 2.671 | 3.142 | 4.397 |
| 500 | 300 | BBN001655510110000. | 4.143 | 4.874 | 6.817 | BBN001655320110000. | 2.704 | 3.181 | 4.449 |
| 500 | 400 | BBN001675510110000. | 5.477 | 6.444 | 9.023 | BBN001675320110000. | 3.371 | 3.966 | 5.552 |
| 750 | 250 | BBN001637510110000. | 4.708 | 5.538 | 7.755 | BBN001637320110000. | 3.302 | 3.884 | 5.439 |
| 750 | 300 | BBN001657510110000. | 4.774 | 5.616 | 7.859 | BBN001657320110000. | 3.335 | 3.923 | 5.491 |
| 750 | 400 | BBN001677510110000. | 6.108 | 7.186 | 10.065 | BBN001677320110000. | 4.002 | 4.708 | 6.594 |
| 900 | 250 | BBN001639510110000. | 5.167 | 6.080 | 8.510 | BBN001639320110000. | 3.761 | 4.426 | 6.194 |
| 900 | 300 | BBN001659510110000. | 5.233 | 6.158 | 8.614 | BBN001659320110000. | 3.794 | 4.465 | 6.246 |
| 900 | 400 | BBN001679510110000. | 6.567 | 7.728 | 10.820 | BBN001679320110000. | 4.461 | 5.250 | 7.349 |
| 1000 | 250 | BBN001631510110000. | 5.339 | 6.281 | 8.794 | BBN001631320110000. | 3.933 | 4.627 | 6.478 |
| 1000 | 300 | BBN001651510110000. | 5.405 | 6.359 | 8.898 | BBN001651320110000. | 3.966 | 4.666 | 6.530 |
| 1000 | 400 | BBN001671510110000. | 6.739 | 7.929 | 11.104 | BBN001671320110000. | 4.633 | 5.451 | 7.633 |

H2120 mm

| Module mm | Shelf depth mm | Item no. Freestanding bay | Melamine DKK | Painted DKK | Veneer DKK | Item no. Intermediate bay | Melamine DKK | Painted DKK | Veneer DKK |
|-----------|----------------|---------------------------|--------------|-------------|------------|---------------------------|--------------|-------------|------------|
| 500 | 250 | BBN001735510110000. | 4.596 | 5.406 | 7.571 | BBN001735320110000. | 3.029 | 3.562 | 4.989 |
| 500 | 300 | BBN001755510110000. | 4.656 | 5.476 | 7.667 | BBN001755320110000. | 3.059 | 3.597 | 5.037 |
| 500 | 400 | BBN001775510110000. | 6.084 | 7.156 | 10.017 | BBN001775320110000. | 3.773 | 4.437 | 6.212 |
| 750 | 250 | BBN001737510110000. | 5.324 | 6.266 | 8.770 | BBN001737320110000. | 3.757 | 4.422 | 6.188 |
| 750 | 300 | BBN001757510110000. | 5.384 | 6.336 | 8.866 | BBN001757320110000. | 3.787 | 4.457 | 6.236 |
| 750 | 400 | BBN001777510110000. | 6.812 | 8.016 | 11.216 | BBN001777320110000. | 4.501 | 5.297 | 7.411 |
| 900 | 250 | BBN001739510110000. | 5.852 | 6.886 | 9.643 | BBN001739320110000. | 4.285 | 5.042 | 7.061 |
| 900 | 300 | BBN001759510110000. | 5.912 | 6.956 | 9.739 | BBN001759320110000. | 4.315 | 5.077 | 7.109 |
| 900 | 400 | BBN001779510110000. | 7.340 | 8.636 | 12.089 | BBN001779320110000. | 5.029 | 5.917 | 8.284 |
| 1000 | 250 | BBN001731510110000. | 6.053 | 7.123 | 9.973 | BBN001731320110000. | 4.486 | 5.279 | 7.391 |
| 1000 | 300 | BBN001751510110000. | 6.113 | 7.193 | 10.069 | BBN001751320110000. | 4.516 | 5.314 | 7.439 |
| 1000 | 400 | BBN001771510110000. | 7.541 | 8.873 | 12.419 | BBN001771320110000. | 5.230 | 6.154 | 8.614 |

LINGO SHELVING SYSTEM

DOUBLE-SIDED - LOW WOODEN BACK PANEL - ADJUSTABLE FEET - FOR TOP SHELF

Painted and veneered Lingo Shelving Systems are FSC-certified.

H720 mm

| Module mm | Shelf depth mm | Item no. Freestanding bay | Melamine DKK | Painted DKK | Veneer DKK | Item no. Intermediate bay | Melamine DKK | Painted DKK | Veneer DKK |
|-----------|----------------|---------------------------|--------------|-------------|------------|---------------------------|--------------|-------------|------------|
| 500 | 250 | BBN001245510110000. | 2.342 | 2.753 | 3.856 | BBN001245320110000. | 1.432 | 1.683 | 2.358 |
| 500 | 300 | BBN001265510110000. | 2.910 | 3.421 | 4.974 | BBN001265320110000. | 1.716 | 2.017 | 2.827 |
| 500 | 400 | BBN001285510110000. | 3.992 | 4.695 | 6.576 | BBN001285320110000. | 2.257 | 2.654 | 3.718 |
| 750 | 250 | BBN001247510110000. | 2.602 | 3.061 | 4.288 | BBN001247320110000. | 1.692 | 1.991 | 2.790 |
| 750 | 300 | BBN001267510110000. | 3.170 | 3.729 | 5.406 | BBN001267320110000. | 1.976 | 2.325 | 3.259 |
| 750 | 400 | BBN001287510110000. | 4.252 | 5.003 | 7.008 | BBN001287320110000. | 2.517 | 2.962 | 4.150 |
| 900 | 250 | BBN001249510110000. | 2.798 | 3.290 | 4.607 | BBN001249320110000. | 1.888 | 2.220 | 3.109 |
| 900 | 300 | BBN001269510110000. | 3.366 | 3.958 | 5.725 | BBN001269320110000. | 2.172 | 2.554 | 3.578 |
| 900 | 400 | BBN001289510110000. | 4.448 | 5.232 | 7.327 | BBN001289320110000. | 2.713 | 3.191 | 4.469 |
| 1000 | 250 | BBN001241510110000. | 2.863 | 3.368 | 4.714 | BBN001241320110000. | 1.953 | 2.298 | 3.216 |
| 1000 | 300 | BBN001261510110000. | 3.431 | 4.036 | 5.832 | BBN001261320110000. | 2.237 | 2.632 | 3.685 |
| 1000 | 400 | BBN001281510110000. | 4.513 | 5.310 | 7.434 | BBN001281320110000. | 2.778 | 3.269 | 4.576 |

H920 mm

| Module mm | Shelf depth mm | Item no. Freestanding bay | Melamine DKK | Painted DKK | Veneer DKK | Item no. Intermediate bay | Melamine DKK | Painted DKK | Veneer DKK |
|-----------|----------------|---------------------------|--------------|-------------|------------|---------------------------|--------------|-------------|------------|
| 500 | 250 | BBN001345510110000. | 2.991 | 3.519 | 4.929 | BBN001345320110000. | 1.829 | 2.152 | 3.015 |
| 500 | 300 | BBN001365510110000. | 3.719 | 4.377 | 6.131 | BBN001365320110000. | 2.193 | 2.581 | 3.616 |
| 500 | 400 | BBN001385510110000. | 5.101 | 5.999 | 8.401 | BBN001385320110000. | 2.884 | 3.392 | 4.751 |
| 750 | 250 | BBN001347510110000. | 3.325 | 3.911 | 5.477 | BBN001347320110000. | 2.163 | 2.544 | 3.563 |
| 750 | 300 | BBN001367510110000. | 4.053 | 4.769 | 6.679 | BBN001367320110000. | 2.527 | 2.973 | 4.164 |
| 750 | 400 | BBN001387510110000. | 5.435 | 6.391 | 8.949 | BBN001387320110000. | 3.218 | 3.784 | 5.299 |
| 900 | 250 | BBN001349510110000. | 3.575 | 4.206 | 5.889 | BBN001349320110000. | 2.413 | 2.839 | 3.975 |
| 900 | 300 | BBN001369510110000. | 4.303 | 5.064 | 7.091 | BBN001369320110000. | 2.777 | 3.268 | 4.576 |
| 900 | 400 | BBN001389510110000. | 5.685 | 6.686 | 9.361 | BBN001389320110000. | 3.468 | 4.079 | 5.711 |
| 1000 | 250 | BBN001341510110000. | 3.658 | 4.303 | 6.022 | BBN001341320110000. | 2.496 | 2.936 | 4.108 |
| 1000 | 300 | BBN001361510110000. | 4.386 | 5.161 | 7.224 | BBN001361320110000. | 2.860 | 3.365 | 4.709 |
| 1000 | 400 | BBN001381510110000. | 5.768 | 6.783 | 9.494 | BBN001381320110000. | 3.551 | 4.176 | 5.844 |

H1220 mm

| Module mm | Shelf depth mm | Item no. Freestanding bay | Melamine DKK | Painted DKK | Veneer DKK | Item no. Intermediate bay | Melamine DKK | Painted DKK | Veneer DKK |
|-----------|----------------|---------------------------|--------------|-------------|------------|---------------------------|--------------|-------------|------------|
| 500 | 250 | BBN001445510110000. | 3.956 | 4.656 | 6.522 | BBN001445320110000. | 2.423 | 2.852 | 3.995 |
| 500 | 300 | BBN001465510110000. | 4.856 | 5.714 | 8.004 | BBN001465320110000. | 2.873 | 3.381 | 4.736 |
| 500 | 400 | BBN001485510110000. | 6.654 | 7.830 | 10.966 | BBN001485320110000. | 3.772 | 4.439 | 6.217 |
| 750 | 250 | BBN001447510110000. | 4.404 | 5.181 | 7.255 | BBN001447320110000. | 2.871 | 3.377 | 4.728 |
| 750 | 300 | BBN001467510110000. | 5.304 | 6.239 | 8.737 | BBN001467320110000. | 3.321 | 3.906 | 5.469 |
| 750 | 400 | BBN001487510110000. | 7.102 | 8.355 | 11.699 | BBN001487320110000. | 4.220 | 4.964 | 6.950 |
| 900 | 250 | BBN001449510110000. | 4.679 | 5.506 | 7.713 | BBN001449320110000. | 3.146 | 3.702 | 5.186 |
| 900 | 300 | BBN001469510110000. | 5.579 | 6.564 | 9.195 | BBN001469320110000. | 3.596 | 4.231 | 5.927 |
| 900 | 400 | BBN001489510110000. | 7.377 | 8.680 | 12.157 | BBN001489320110000. | 4.495 | 5.289 | 7.408 |
| 1000 | 250 | BBN001441510110000. | 4.846 | 5.702 | 7.984 | BBN001441320110000. | 3.313 | 3.898 | 5.457 |
| 1000 | 300 | BBN001461510110000. | 5.746 | 6.760 | 9.466 | BBN001461320110000. | 3.763 | 4.427 | 6.198 |
| 1000 | 400 | BBN001481510110000. | 7.544 | 8.876 | 12.428 | BBN001481320110000. | 4.662 | 5.485 | 7.679 |

LINGO SHELVING SYSTEM

DOUBLE-SIDED - LOW WOODEN BACK PANEL - ADJUSTABLE FEET - FOR TOP SHELF

Painted and veneered Lingo Shelving Systems are FSC-certified.

H1520 mm

| Module mm | Shelf depth mm | Item no. Freestanding bay | Melamine DKK | Painted DKK | Veneer DKK | Item no. Intermediate bay | Melamine DKK | Painted DKK | Veneer DKK |
|-----------|----------------|---------------------------|--------------|-------------|------------|---------------------------|--------------|-------------|------------|
| 500 | 250 | BBN001545510110000. | 4.514 | 5.310 | 7.432 | BBN001545320110000. | 2.802 | 3.296 | 4.614 |
| 500 | 300 | BBN001565510110000. | 5.268 | 6.198 | 8.682 | BBN001565320110000. | 3.179 | 3.740 | 5.239 |
| 500 | 400 | BBN001585510110000. | 7.158 | 8.422 | 11.792 | BBN001585320110000. | 4.124 | 4.852 | 6.794 |
| 750 | 250 | BBN001547510110000. | 5.059 | 5.952 | 8.329 | BBN001547320110000. | 3.347 | 3.938 | 5.511 |
| 750 | 300 | BBN001567510110000. | 5.813 | 6.840 | 9.579 | BBN001567320110000. | 3.724 | 4.382 | 6.136 |
| 750 | 400 | BBN001587510110000. | 7.703 | 9.064 | 12.689 | BBN001587320110000. | 4.669 | 5.494 | 7.691 |
| 900 | 250 | BBN001549510110000. | 5.423 | 6.380 | 8.931 | BBN001549320110000. | 3.711 | 4.366 | 6.113 |
| 900 | 300 | BBN001569510110000. | 6.177 | 7.268 | 10.181 | BBN001569320110000. | 4.088 | 4.810 | 6.738 |
| 900 | 400 | BBN001589510110000. | 8.067 | 9.492 | 13.291 | BBN001589320110000. | 5.033 | 5.922 | 8.293 |
| 1000 | 250 | BBN001541510110000. | 5.607 | 6.597 | 9.229 | BBN001541320110000. | 3.895 | 4.583 | 6.411 |
| 1000 | 300 | BBN001561510110000. | 6.361 | 7.485 | 10.479 | BBN001561320110000. | 4.272 | 5.027 | 7.036 |
| 1000 | 400 | BBN001581510110000. | 8.251 | 9.709 | 13.589 | BBN001581320110000. | 5.217 | 6.139 | 8.591 |

H1820 mm

| Module mm | Shelf depth mm | Item no. Freestanding bay | Melamine DKK | Painted DKK | Veneer DKK | Item no. Intermediate bay | Melamine DKK | Painted DKK | Veneer DKK |
|-----------|----------------|---------------------------|--------------|-------------|------------|---------------------------|--------------|-------------|------------|
| 500 | 250 | BBN001645510110000. | 5.303 | 6.240 | 8.739 | BBN001645320110000. | 3.284 | 3.864 | 5.410 |
| 500 | 300 | BBN001665510110000. | 6.201 | 7.298 | 10.213 | BBN001665320110000. | 3.733 | 4.393 | 6.147 |
| 500 | 400 | BBN001685510110000. | 8.445 | 9.936 | 13.913 | BBN001685320110000. | 4.855 | 5.712 | 7.997 |
| 750 | 250 | BBN001647510110000. | 5.934 | 6.982 | 9.781 | BBN001647320110000. | 3.915 | 4.606 | 6.452 |
| 750 | 300 | BBN001667510110000. | 6.832 | 8.040 | 11.255 | BBN001667320110000. | 4.364 | 5.135 | 7.189 |
| 750 | 400 | BBN001687510110000. | 9.076 | 10.678 | 14.955 | BBN001687320110000. | 5.486 | 6.454 | 9.039 |
| 900 | 250 | BBN001649510110000. | 6.393 | 7.524 | 10.536 | BBN001649320110000. | 4.374 | 5.148 | 7.207 |
| 900 | 300 | BBN001669510110000. | 7.291 | 8.582 | 12.010 | BBN001669320110000. | 4.823 | 5.677 | 7.944 |
| 900 | 400 | BBN001689510110000. | 9.535 | 11.220 | 15.710 | BBN001689320110000. | 5.945 | 6.996 | 9.794 |
| 1000 | 250 | BBN001641510110000. | 6.565 | 7.725 | 10.820 | BBN001641320110000. | 4.546 | 5.349 | 7.491 |
| 1000 | 300 | BBN001661510110000. | 7.463 | 8.783 | 12.294 | BBN001661320110000. | 4.995 | 5.878 | 8.228 |
| 1000 | 400 | BBN001681510110000. | 9.707 | 11.421 | 15.994 | BBN001681320110000. | 6.117 | 7.197 | 10.078 |

H2120 mm

| Module mm | Shelf depth mm | Item no. Freestanding bay | Melamine DKK | Painted DKK | Veneer DKK | Item no. Intermediate bay | Melamine DKK | Painted DKK | Veneer DKK |
|-----------|----------------|---------------------------|--------------|-------------|------------|---------------------------|--------------|-------------|------------|
| 500 | 250 | BBN001745510110000. | 6.024 | 7.084 | 9.923 | BBN001745320110000. | 3.743 | 4.401 | 6.165 |
| 500 | 300 | BBN001765510110000. | 7.130 | 8.388 | 11.745 | BBN001765320110000. | 4.296 | 5.053 | 7.076 |
| 500 | 400 | BBN001785510110000. | 9.712 | 11.420 | 15.993 | BBN001785320110000. | 5.587 | 6.569 | 9.200 |
| 750 | 250 | BBN001747510110000. | 6.752 | 7.944 | 11.122 | BBN001747320110000. | 4.471 | 5.261 | 7.364 |
| 750 | 300 | BBN001767510110000. | 7.858 | 9.248 | 12.944 | BBN001767320110000. | 5.024 | 5.913 | 8.275 |
| 750 | 400 | BBN001787510110000. | 10.440 | 12.280 | 17.192 | BBN001787320110000. | 6.315 | 7.429 | 10.399 |
| 900 | 250 | BBN001749510110000. | 7.280 | 8.564 | 11.995 | BBN001749320110000. | 4.999 | 5.881 | 8.237 |
| 900 | 300 | BBN001769510110000. | 8.386 | 9.868 | 13.817 | BBN001769320110000. | 5.552 | 6.533 | 9.148 |
| 900 | 400 | BBN001789510110000. | 10.968 | 12.900 | 18.065 | BBN001789320110000. | 6.843 | 8.049 | 11.272 |
| 1000 | 250 | BBN001741510110000. | 7.481 | 8.801 | 12.325 | BBN001741320110000. | 5.200 | 6.118 | 8.567 |
| 1000 | 300 | BBN001761510110000. | 8.587 | 10.105 | 14.147 | BBN001761320110000. | 5.753 | 6.770 | 9.478 |
| 1000 | 400 | BBN001781510110000. | 11.169 | 13.137 | 18.395 | BBN001781320110000. | 7.044 | 8.286 | 11.602 |

LINGO SHELVING SYSTEM

BBN001 - CROSS BRACE - ADJUSTABLE FEET - FOR TOP SHELF



LINGO SHELVING SYSTEM

BBN001 - CROSS BRACE - ADJUSTABLE FEET - FOR TOP SHELF

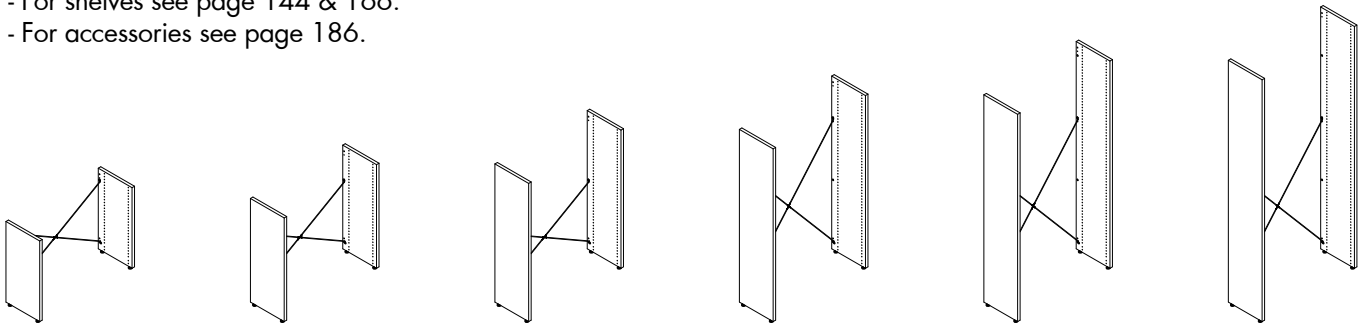
Shelving system with wooden panels and cross brace. To be used with top shelf.

Freestanding bay includes 2 outer panels and 1 cross brace.

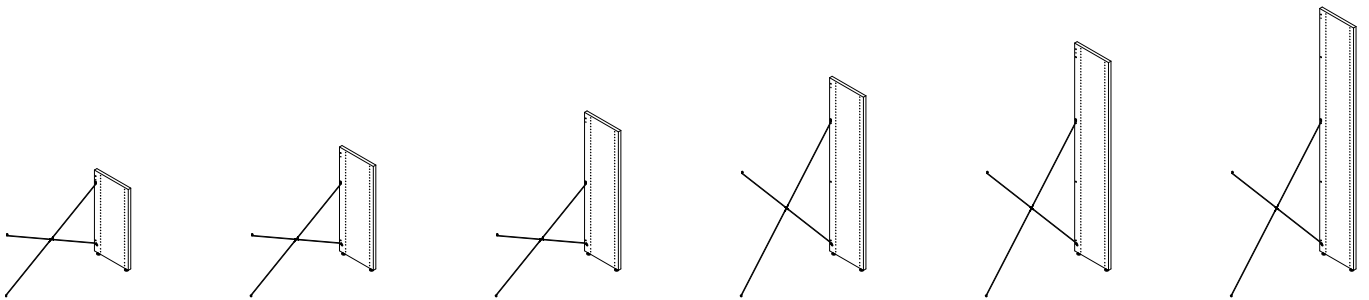
Intermediate bay includes 1 intermediate panel and 1 cross brace.

Middle shelf must be screwed into panels for bays above H1220 mm.

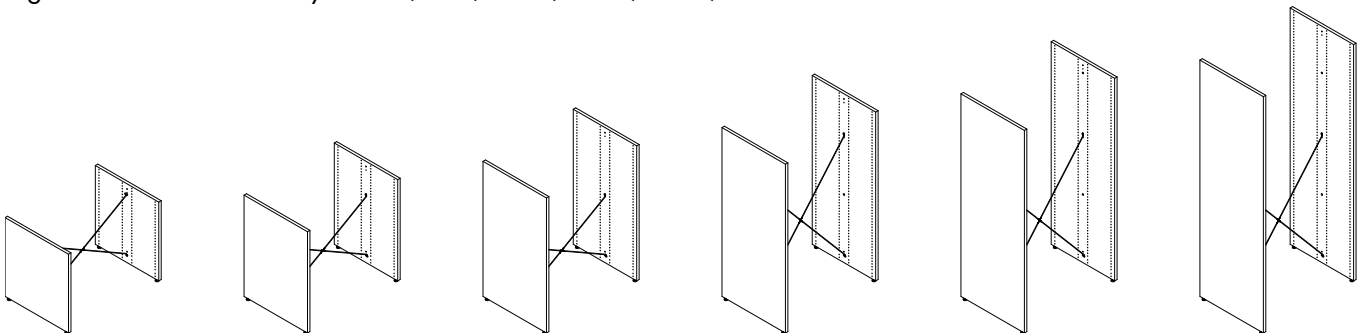
- Prices based on steel price group 1 and wooden price group A (see Design Options pages 6-9).
- For top shelves, see pages 156 & 174
- For shelves see page 144 & 166.
- For accessories see page 186.



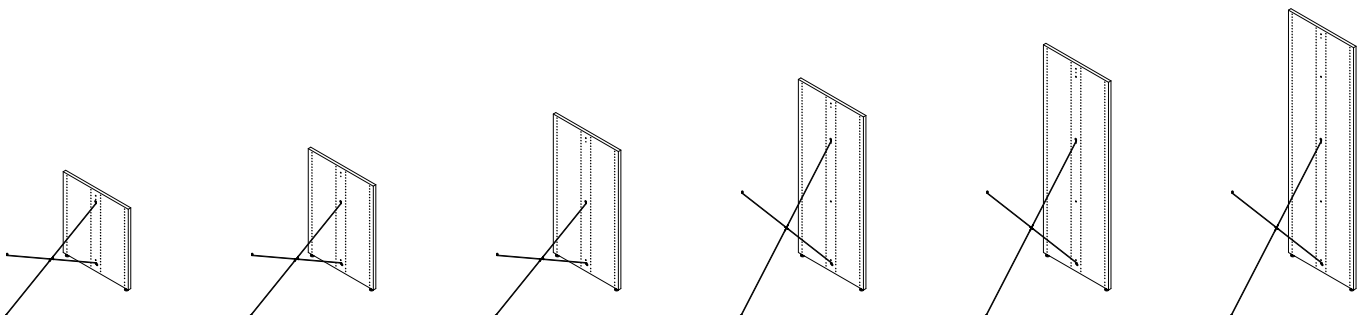
Single-sided freestanding bay - H720/920/1220/1520/1820/2120 mm



Single-sided intermediate bay - H720/920/1220/1520/1820/2120 mm



Double-sided freestanding bay - H720/920/1220/1520/1820/2120 mm



Double-sided intermediate bay - H720/920/1220/1520/1820/2120 mm

LINGO SHELVING SYSTEM

SINGLE-SIDED - CROSS BRACE - ADJUSTABLE FEET - FOR TOP SHELF

Painted and veneered Lingo Shelving Systems are FSC-certified.

H720 mm

| Module mm | Shelf depth mm | Item no. Freestanding bay | Melamine DKK | Painted DKK | Veneer DKK | Item no. Intermediate bay | Melamine DKK | Painted DKK | Veneer DKK |
|-----------|----------------|---------------------------|--------------|-------------|------------|---------------------------|--------------|-------------|------------|
| 500 | 250 | BBN001235510190000. | 1.411 | 1.633 | 2.221 | BBN001235320190000. | 789 | 900 | 1.194 |
| 500 | 300 | BBN001255510190000. | 1.593 | 1.843 | 2.517 | BBN001255320190000. | 880 | 1.005 | 1.342 |
| 500 | 400 | BBN001275510190000. | 2.099 | 2.441 | 3.351 | BBN001275320190000. | 1.133 | 1.304 | 1.759 |
| 750 | 250 | BBN001237510190000. | 1.411 | 1.633 | 2.221 | BBN001237320190000. | 789 | 900 | 1.194 |
| 750 | 300 | BBN001257510190000. | 1.593 | 1.843 | 2.517 | BBN001257320190000. | 880 | 1.005 | 1.342 |
| 750 | 400 | BBN001277510190000. | 2.099 | 2.441 | 3.351 | BBN001277320190000. | 1.133 | 1.304 | 1.759 |
| 900 | 250 | BBN001239510190000. | 1.411 | 1.633 | 2.221 | BBN001239320190000. | 789 | 900 | 1.194 |
| 900 | 300 | BBN001259510190000. | 1.593 | 1.843 | 2.517 | BBN001259320190000. | 880 | 1.005 | 1.342 |
| 900 | 400 | BBN001279510190000. | 2.099 | 2.441 | 3.351 | BBN001279320190000. | 1.133 | 1.304 | 1.759 |
| 1000 | 250 | BBN001231510190000. | 1.411 | 1.633 | 2.221 | BBN001231320190000. | 789 | 900 | 1.194 |
| 1000 | 300 | BBN001251510190000. | 1.593 | 1.843 | 2.517 | BBN001251320190000. | 880 | 1.005 | 1.342 |
| 1000 | 400 | BBN001271510190000. | 2.099 | 2.441 | 3.351 | BBN001271320190000. | 1.133 | 1.304 | 1.759 |

H920 mm

| Module mm | Shelf depth mm | Item no. Freestanding bay | Melamine DKK | Painted DKK | Veneer DKK | Item no. Intermediate bay | Melamine DKK | Painted DKK | Veneer DKK |
|-----------|----------------|---------------------------|--------------|-------------|------------|---------------------------|--------------|-------------|------------|
| 500 | 250 | BBN001335510190000. | 1.761 | 2.043 | 2.789 | BBN001335320190000. | 964 | 1.105 | 1.478 |
| 500 | 300 | BBN001355510190000. | 1.991 | 2.311 | 3.173 | BBN001355320190000. | 1.079 | 1.239 | 1.670 |
| 500 | 400 | BBN001375510190000. | 2.637 | 3.071 | 4.235 | BBN001375320190000. | 1.402 | 1.619 | 2.201 |
| 750 | 250 | BBN001337510190000. | 1.761 | 2.043 | 2.789 | BBN001337320190000. | 964 | 1.105 | 1.478 |
| 750 | 300 | BBN001357510190000. | 1.991 | 2.311 | 3.173 | BBN001357320190000. | 1.079 | 1.239 | 1.670 |
| 750 | 400 | BBN001377510190000. | 2.637 | 3.071 | 4.235 | BBN001377320190000. | 1.402 | 1.619 | 2.201 |
| 900 | 250 | BBN001339510190000. | 1.761 | 2.043 | 2.789 | BBN001339320190000. | 964 | 1.105 | 1.478 |
| 900 | 300 | BBN001359510190000. | 1.991 | 2.311 | 3.173 | BBN001359320190000. | 1.079 | 1.239 | 1.670 |
| 900 | 400 | BBN001379510190000. | 2.637 | 3.071 | 4.235 | BBN001379320190000. | 1.402 | 1.619 | 2.201 |
| 1000 | 250 | BBN001331510190000. | 1.761 | 2.043 | 2.789 | BBN001331320190000. | 964 | 1.105 | 1.478 |
| 1000 | 300 | BBN001351510190000. | 1.991 | 2.311 | 3.173 | BBN001351320190000. | 1.079 | 1.239 | 1.670 |
| 1000 | 400 | BBN001371510190000. | 2.637 | 3.071 | 4.235 | BBN001371320190000. | 1.402 | 1.619 | 2.201 |

H1220 mm

| Module mm | Shelf depth mm | Item no. Freestanding bay | Melamine DKK | Painted DKK | Veneer DKK | Item no. Intermediate bay | Melamine DKK | Painted DKK | Veneer DKK |
|-----------|----------------|---------------------------|--------------|-------------|------------|---------------------------|--------------|-------------|------------|
| 500 | 250 | BBN001435510190000. | 2.277 | 2.647 | 3.643 | BBN001435320190000. | 1.222 | 1.407 | 1.905 |
| 500 | 300 | BBN001455510190000. | 2.369 | 2.757 | 3.791 | BBN001455320190000. | 1.268 | 1.462 | 1.979 |
| 500 | 400 | BBN001475510190000. | 3.361 | 3.925 | 5.427 | BBN001475320190000. | 1.764 | 2.046 | 2.797 |
| 750 | 250 | BBN001437510190000. | 2.277 | 2.647 | 3.643 | BBN001437320190000. | 1.222 | 1.407 | 1.905 |
| 750 | 300 | BBN001457510190000. | 2.369 | 2.757 | 3.791 | BBN001457320190000. | 1.268 | 1.462 | 1.979 |
| 750 | 400 | BBN001477510190000. | 3.361 | 3.925 | 5.427 | BBN001477320190000. | 1.764 | 2.046 | 2.797 |
| 900 | 250 | BBN001439510190000. | 2.277 | 2.647 | 3.643 | BBN001439320190000. | 1.222 | 1.407 | 1.905 |
| 900 | 300 | BBN001459510190000. | 2.369 | 2.757 | 3.791 | BBN001459320190000. | 1.268 | 1.462 | 1.979 |
| 900 | 400 | BBN001479510190000. | 3.361 | 3.925 | 5.427 | BBN001479320190000. | 1.764 | 2.046 | 2.797 |
| 1000 | 250 | BBN001431510190000. | 2.277 | 2.647 | 3.643 | BBN001431320190000. | 1.222 | 1.407 | 1.905 |
| 1000 | 300 | BBN001451510190000. | 2.369 | 2.757 | 3.791 | BBN001451320190000. | 1.268 | 1.462 | 1.979 |
| 1000 | 400 | BBN001471510190000. | 3.361 | 3.925 | 5.427 | BBN001471320190000. | 1.764 | 2.046 | 2.797 |

LINGO SHELVING SYSTEM

SINGLE-SIDED - CROSS BRACE - ADJUSTABLE FEET - FOR TOP SHELF

Painted and veneered Lingo Shelving Systems are FSC-certified.

H1520 mm

| Module mm | Shelf depth mm | Item no. Freestanding bay | Melamine DKK | Painted DKK | Veneer DKK | Item no. Intermediate bay | Melamine DKK | Painted DKK | Veneer DKK |
|-----------|----------------|---------------------------|--------------|-------------|------------|---------------------------|--------------|-------------|------------|
| 500 | 250 | BBN001535510190000. | 2.565 | 2.989 | 4.117 | BBN001535320190000. | 1.366 | 1.578 | 2.142 |
| 500 | 300 | BBN001555510190000. | 2.655 | 3.097 | 4.263 | BBN001555320190000. | 1.411 | 1.632 | 2.215 |
| 500 | 400 | BBN001575510190000. | 3.849 | 4.499 | 6.227 | BBN001575320190000. | 2.008 | 2.333 | 3.197 |
| 750 | 250 | BBN001537510190000. | 2.565 | 2.989 | 4.117 | BBN001537320190000. | 1.366 | 1.578 | 2.142 |
| 750 | 300 | BBN001557510190000. | 2.655 | 3.097 | 4.263 | BBN001557320190000. | 1.411 | 1.632 | 2.215 |
| 750 | 400 | BBN001577510190000. | 3.849 | 4.499 | 6.227 | BBN001577320190000. | 2.008 | 2.333 | 3.197 |
| 900 | 250 | BBN001539510190000. | 2.565 | 2.989 | 4.117 | BBN001539320190000. | 1.366 | 1.578 | 2.142 |
| 900 | 300 | BBN001559510190000. | 2.655 | 3.097 | 4.263 | BBN001559320190000. | 1.411 | 1.632 | 2.215 |
| 900 | 400 | BBN001579510190000. | 3.849 | 4.499 | 6.227 | BBN001579320190000. | 2.008 | 2.333 | 3.197 |
| 1000 | 250 | BBN001531510190000. | 2.565 | 2.989 | 4.117 | BBN001531320190000. | 1.366 | 1.578 | 2.142 |
| 1000 | 300 | BBN001551510190000. | 2.655 | 3.097 | 4.263 | BBN001551320190000. | 1.411 | 1.632 | 2.215 |
| 1000 | 400 | BBN001571510190000. | 3.849 | 4.499 | 6.227 | BBN001571320190000. | 2.008 | 2.333 | 3.197 |

H1820 mm

| Module mm | Shelf depth mm | Item no. Freestanding bay | Melamine DKK | Painted DKK | Veneer DKK | Item no. Intermediate bay | Melamine DKK | Painted DKK | Veneer DKK |
|-----------|----------------|---------------------------|--------------|-------------|------------|---------------------------|--------------|-------------|------------|
| 500 | 250 | BBN001635510190000. | 2.979 | 3.475 | 4.799 | BBN001635320190000. | 1.573 | 1.821 | 2.483 |
| 500 | 300 | BBN001655510190000. | 3.045 | 3.553 | 4.903 | BBN001655320190000. | 1.606 | 1.860 | 2.535 |
| 500 | 400 | BBN001675510190000. | 4.379 | 5.123 | 7.109 | BBN001675320190000. | 2.273 | 2.645 | 3.638 |
| 750 | 250 | BBN001637510190000. | 2.979 | 3.475 | 4.799 | BBN001637320190000. | 1.573 | 1.821 | 2.483 |
| 750 | 300 | BBN001657510190000. | 3.045 | 3.553 | 4.903 | BBN001657320190000. | 1.606 | 1.860 | 2.535 |
| 750 | 400 | BBN001677510190000. | 4.379 | 5.123 | 7.109 | BBN001677320190000. | 2.273 | 2.645 | 3.638 |
| 900 | 250 | BBN001639510190000. | 2.979 | 3.475 | 4.799 | BBN001639320190000. | 1.573 | 1.821 | 2.483 |
| 900 | 300 | BBN001659510190000. | 3.045 | 3.553 | 4.903 | BBN001659320190000. | 1.606 | 1.860 | 2.535 |
| 900 | 400 | BBN001679510190000. | 4.379 | 5.123 | 7.109 | BBN001679320190000. | 2.273 | 2.645 | 3.638 |
| 1000 | 250 | BBN001631510190000. | 2.979 | 3.475 | 4.799 | BBN001631320190000. | 1.573 | 1.821 | 2.483 |
| 1000 | 300 | BBN001651510190000. | 3.045 | 3.553 | 4.903 | BBN001651320190000. | 1.606 | 1.860 | 2.535 |
| 1000 | 400 | BBN001671510190000. | 4.379 | 5.123 | 7.109 | BBN001671320190000. | 2.273 | 2.645 | 3.638 |

H2120 mm

| Module mm | Shelf depth mm | Item no. Freestanding bay | Melamine DKK | Painted DKK | Veneer DKK | Item no. Intermediate bay | Melamine DKK | Painted DKK | Veneer DKK |
|-----------|----------------|---------------------------|--------------|-------------|------------|---------------------------|--------------|-------------|------------|
| 500 | 250 | BBN001735510190000. | 3.301 | 3.855 | 5.331 | BBN001735320190000. | 1.734 | 2.011 | 2.749 |
| 500 | 300 | BBN001755510190000. | 3.361 | 3.925 | 5.427 | BBN001755320190000. | 1.764 | 2.046 | 2.797 |
| 500 | 400 | BBN001775510190000. | 4.789 | 5.605 | 7.777 | BBN001775320190000. | 2.478 | 2.886 | 3.972 |
| 750 | 250 | BBN001737510190000. | 3.301 | 3.855 | 5.331 | BBN001737320190000. | 1.734 | 2.011 | 2.749 |
| 750 | 300 | BBN001757510190000. | 3.361 | 3.925 | 5.427 | BBN001757320190000. | 1.764 | 2.046 | 2.797 |
| 750 | 400 | BBN001777510190000. | 4.789 | 5.605 | 7.777 | BBN001777320190000. | 2.478 | 2.886 | 3.972 |
| 900 | 250 | BBN001739510190000. | 3.301 | 3.855 | 5.331 | BBN001739320190000. | 1.734 | 2.011 | 2.749 |
| 900 | 300 | BBN001759510190000. | 3.361 | 3.925 | 5.427 | BBN001759320190000. | 1.764 | 2.046 | 2.797 |
| 900 | 400 | BBN001779510190000. | 4.789 | 5.605 | 7.777 | BBN001779320190000. | 2.478 | 2.886 | 3.972 |
| 1000 | 250 | BBN001731510190000. | 3.301 | 3.855 | 5.331 | BBN001731320190000. | 1.734 | 2.011 | 2.749 |
| 1000 | 300 | BBN001751510190000. | 3.361 | 3.925 | 5.427 | BBN001751320190000. | 1.764 | 2.046 | 2.797 |
| 1000 | 400 | BBN001771510190000. | 4.789 | 5.605 | 7.777 | BBN001771320190000. | 2.478 | 2.886 | 3.972 |

LINGO SHELVING SYSTEM

DOUBLE-SIDED - CROSS BRACE - ADJUSTABLE FEET - FOR TOP SHELF

Painted and veneered Lingo Shelving Systems are FSC-certified.

H720 mm

| Module mm | Shelf depth mm | Item no. Freestanding bay | Melamine DKK | Painted DKK | Veneer DKK | Item no. Intermediate bay | Melamine DKK | Painted DKK | Veneer DKK |
|-----------|----------------|---------------------------|--------------|-------------|------------|---------------------------|--------------|-------------|------------|
| 500 | 250 | BBN001245510190000. | 1.987 | 2.307 | 3.163 | BBN001245320190000. | 1.077 | 1.237 | 1.665 |
| 500 | 300 | BBN001265510190000. | 2.555 | 2.975 | 4.281 | BBN001265320190000. | 1.361 | 1.571 | 2.134 |
| 500 | 400 | BBN001285510190000. | 3.637 | 4.249 | 5.883 | BBN001285320190000. | 1.902 | 2.208 | 3.025 |
| 750 | 250 | BBN001247510190000. | 1.987 | 2.307 | 3.163 | BBN001247320190000. | 1.077 | 1.237 | 1.665 |
| 750 | 300 | BBN001267510190000. | 2.555 | 2.975 | 4.281 | BBN001267320190000. | 1.361 | 1.571 | 2.134 |
| 750 | 400 | BBN001287510190000. | 3.637 | 4.249 | 5.883 | BBN001287320190000. | 1.902 | 2.208 | 3.025 |
| 900 | 250 | BBN001249510190000. | 1.987 | 2.307 | 3.163 | BBN001249320190000. | 1.077 | 1.237 | 1.665 |
| 900 | 300 | BBN001269510190000. | 2.555 | 2.975 | 4.281 | BBN001269320190000. | 1.361 | 1.571 | 2.134 |
| 900 | 400 | BBN001289510190000. | 3.637 | 4.249 | 5.883 | BBN001289320190000. | 1.902 | 2.208 | 3.025 |
| 1000 | 250 | BBN001241510190000. | 1.987 | 2.307 | 3.163 | BBN001241320190000. | 1.077 | 1.237 | 1.665 |
| 1000 | 300 | BBN001261510190000. | 2.555 | 2.975 | 4.281 | BBN001261320190000. | 1.361 | 1.571 | 2.134 |
| 1000 | 400 | BBN001281510190000. | 3.637 | 4.249 | 5.883 | BBN001281320190000. | 1.902 | 2.208 | 3.025 |

H920 mm

| Module mm | Shelf depth mm | Item no. Freestanding bay | Melamine DKK | Painted DKK | Veneer DKK | Item no. Intermediate bay | Melamine DKK | Painted DKK | Veneer DKK |
|-----------|----------------|---------------------------|--------------|-------------|------------|---------------------------|--------------|-------------|------------|
| 500 | 250 | BBN001345510190000. | 2.491 | 2.901 | 3.995 | BBN001345320190000. | 1.329 | 1.534 | 2.081 |
| 500 | 300 | BBN001365510190000. | 3.219 | 3.759 | 5.197 | BBN001365320190000. | 1.693 | 1.963 | 2.682 |
| 500 | 400 | BBN001385510190000. | 4.601 | 5.381 | 7.467 | BBN001385320190000. | 2.384 | 2.774 | 3.817 |
| 750 | 250 | BBN001347510190000. | 2.491 | 2.901 | 3.995 | BBN001347320190000. | 1.329 | 1.534 | 2.081 |
| 750 | 300 | BBN001367510190000. | 3.219 | 3.759 | 5.197 | BBN001367320190000. | 1.693 | 1.963 | 2.682 |
| 750 | 400 | BBN001387510190000. | 4.601 | 5.381 | 7.467 | BBN001387320190000. | 2.384 | 2.774 | 3.817 |
| 900 | 250 | BBN001349510190000. | 2.491 | 2.901 | 3.995 | BBN001349320190000. | 1.329 | 1.534 | 2.081 |
| 900 | 300 | BBN001369510190000. | 3.219 | 3.759 | 5.197 | BBN001369320190000. | 1.693 | 1.963 | 2.682 |
| 900 | 400 | BBN001389510190000. | 4.601 | 5.381 | 7.467 | BBN001389320190000. | 2.384 | 2.774 | 3.817 |
| 1000 | 250 | BBN001341510190000. | 2.491 | 2.901 | 3.995 | BBN001341320190000. | 1.329 | 1.534 | 2.081 |
| 1000 | 300 | BBN001361510190000. | 3.219 | 3.759 | 5.197 | BBN001361320190000. | 1.693 | 1.963 | 2.682 |
| 1000 | 400 | BBN001381510190000. | 4.601 | 5.381 | 7.467 | BBN001381320190000. | 2.384 | 2.774 | 3.817 |

H1220 mm

| Module mm | Shelf depth mm | Item no. Freestanding bay | Melamine DKK | Painted DKK | Veneer DKK | Item no. Intermediate bay | Melamine DKK | Painted DKK | Veneer DKK |
|-----------|----------------|---------------------------|--------------|-------------|------------|---------------------------|--------------|-------------|------------|
| 500 | 250 | BBN001445510190000. | 3.233 | 3.775 | 5.221 | BBN001445320190000. | 1.700 | 1.971 | 2.694 |
| 500 | 300 | BBN001465510190000. | 4.133 | 4.833 | 6.703 | BBN001465320190000. | 2.150 | 2.500 | 3.435 |
| 500 | 400 | BBN001485510190000. | 5.931 | 6.949 | 9.665 | BBN001485320190000. | 3.049 | 3.558 | 4.916 |
| 750 | 250 | BBN001447510190000. | 3.233 | 3.775 | 5.221 | BBN001447320190000. | 1.700 | 1.971 | 2.694 |
| 750 | 300 | BBN001467510190000. | 4.133 | 4.833 | 6.703 | BBN001467320190000. | 2.150 | 2.500 | 3.435 |
| 750 | 400 | BBN001487510190000. | 5.931 | 6.949 | 9.665 | BBN001487320190000. | 3.049 | 3.558 | 4.916 |
| 900 | 250 | BBN001449510190000. | 3.233 | 3.775 | 5.221 | BBN001449320190000. | 1.700 | 1.971 | 2.694 |
| 900 | 300 | BBN001469510190000. | 4.133 | 4.833 | 6.703 | BBN001469320190000. | 2.150 | 2.500 | 3.435 |
| 900 | 400 | BBN001489510190000. | 5.931 | 6.949 | 9.665 | BBN001489320190000. | 3.049 | 3.558 | 4.916 |
| 1000 | 250 | BBN001441510190000. | 3.233 | 3.775 | 5.221 | BBN001441320190000. | 1.700 | 1.971 | 2.694 |
| 1000 | 300 | BBN001461510190000. | 4.133 | 4.833 | 6.703 | BBN001461320190000. | 2.150 | 2.500 | 3.435 |
| 1000 | 400 | BBN001481510190000. | 5.931 | 6.949 | 9.665 | BBN001481320190000. | 3.049 | 3.558 | 4.916 |

LINGO SHELVING SYSTEM

DOUBLE-SIDED - CROSS BRACE - ADJUSTABLE FEET - FOR TOP SHELF

Painted and veneered Lingo Shelving Systems are FSC-certified.

H1520 mm

| Module mm | Shelf depth mm | Item no. Freestanding bay | Melamine DKK | Painted DKK | Veneer DKK | Item no. Intermediate bay | Melamine DKK | Painted DKK | Veneer DKK |
|-----------|----------------|---------------------------|--------------|-------------|------------|---------------------------|--------------|-------------|------------|
| 500 | 250 | BBN001545510190000. | 3.591 | 4.195 | 5.803 | BBN001545320190000. | 1.879 | 2.181 | 2.985 |
| 500 | 300 | BBN001565510190000. | 4.345 | 5.083 | 7.053 | BBN001565320190000. | 2.256 | 2.625 | 3.610 |
| 500 | 400 | BBN001585510190000. | 6.235 | 7.307 | 10.163 | BBN001585320190000. | 3.201 | 3.737 | 5.165 |
| 750 | 250 | BBN001547510190000. | 3.591 | 4.195 | 5.803 | BBN001547320190000. | 1.879 | 2.181 | 2.985 |
| 750 | 300 | BBN001567510190000. | 4.345 | 5.083 | 7.053 | BBN001567320190000. | 2.256 | 2.625 | 3.610 |
| 750 | 400 | BBN001587510190000. | 6.235 | 7.307 | 10.163 | BBN001587320190000. | 3.201 | 3.737 | 5.165 |
| 900 | 250 | BBN001549510190000. | 3.591 | 4.195 | 5.803 | BBN001549320190000. | 1.879 | 2.181 | 2.985 |
| 900 | 300 | BBN001569510190000. | 4.345 | 5.083 | 7.053 | BBN001569320190000. | 2.256 | 2.625 | 3.610 |
| 900 | 400 | BBN001589510190000. | 6.235 | 7.307 | 10.163 | BBN001589320190000. | 3.201 | 3.737 | 5.165 |
| 1000 | 250 | BBN001541510190000. | 3.591 | 4.195 | 5.803 | BBN001541320190000. | 1.879 | 2.181 | 2.985 |
| 1000 | 300 | BBN001561510190000. | 4.345 | 5.083 | 7.053 | BBN001561320190000. | 2.256 | 2.625 | 3.610 |
| 1000 | 400 | BBN001581510190000. | 6.235 | 7.307 | 10.163 | BBN001581320190000. | 3.201 | 3.737 | 5.165 |

H1820 mm

| Module mm | Shelf depth mm | Item no. Freestanding bay | Melamine DKK | Painted DKK | Veneer DKK | Item no. Intermediate bay | Melamine DKK | Painted DKK | Veneer DKK |
|-----------|----------------|---------------------------|--------------|-------------|------------|---------------------------|--------------|-------------|------------|
| 500 | 250 | BBN001645510190000. | 4.205 | 4.919 | 6.825 | BBN001645320190000. | 2.186 | 2.543 | 3.496 |
| 500 | 300 | BBN001665510190000. | 5.103 | 5.977 | 8.299 | BBN001665320190000. | 2.635 | 3.072 | 4.233 |
| 500 | 400 | BBN001685510190000. | 7.347 | 8.615 | 11.999 | BBN001685320190000. | 3.757 | 4.391 | 6.083 |
| 750 | 250 | BBN001647510190000. | 4.205 | 4.919 | 6.825 | BBN001647320190000. | 2.186 | 2.543 | 3.496 |
| 750 | 300 | BBN001667510190000. | 5.103 | 5.977 | 8.299 | BBN001667320190000. | 2.635 | 3.072 | 4.233 |
| 750 | 400 | BBN001687510190000. | 7.347 | 8.615 | 11.999 | BBN001687320190000. | 3.757 | 4.391 | 6.083 |
| 900 | 250 | BBN001649510190000. | 4.205 | 4.919 | 6.825 | BBN001649320190000. | 2.186 | 2.543 | 3.496 |
| 900 | 300 | BBN001669510190000. | 5.103 | 5.977 | 8.299 | BBN001669320190000. | 2.635 | 3.072 | 4.233 |
| 900 | 400 | BBN001689510190000. | 7.347 | 8.615 | 11.999 | BBN001689320190000. | 3.757 | 4.391 | 6.083 |
| 1000 | 250 | BBN001641510190000. | 4.205 | 4.919 | 6.825 | BBN001641320190000. | 2.186 | 2.543 | 3.496 |
| 1000 | 300 | BBN001661510190000. | 5.103 | 5.977 | 8.299 | BBN001661320190000. | 2.635 | 3.072 | 4.233 |
| 1000 | 400 | BBN001681510190000. | 7.347 | 8.615 | 11.999 | BBN001681320190000. | 3.757 | 4.391 | 6.083 |

H2120 mm

| Module mm | Shelf depth mm | Item no. Freestanding bay | Melamine DKK | Painted DKK | Veneer DKK | Item no. Intermediate bay | Melamine DKK | Painted DKK | Veneer DKK |
|-----------|----------------|---------------------------|--------------|-------------|------------|---------------------------|--------------|-------------|------------|
| 500 | 250 | BBN001745510190000. | 4.729 | 5.533 | 7.683 | BBN001745320190000. | 2.448 | 2.850 | 3.925 |
| 500 | 300 | BBN001765510190000. | 5.835 | 6.837 | 9.505 | BBN001765320190000. | 3.001 | 3.502 | 4.836 |
| 500 | 400 | BBN001785510190000. | 8.417 | 9.869 | 13.753 | BBN001785320190000. | 4.292 | 5.018 | 6.960 |
| 750 | 250 | BBN001747510190000. | 4.729 | 5.533 | 7.683 | BBN001747320190000. | 2.448 | 2.850 | 3.925 |
| 750 | 300 | BBN001767510190000. | 5.835 | 6.837 | 9.505 | BBN001767320190000. | 3.001 | 3.502 | 4.836 |
| 750 | 400 | BBN001787510190000. | 8.417 | 9.869 | 13.753 | BBN001787320190000. | 4.292 | 5.018 | 6.960 |
| 900 | 250 | BBN001749510190000. | 4.729 | 5.533 | 7.683 | BBN001749320190000. | 2.448 | 2.850 | 3.925 |
| 900 | 300 | BBN001769510190000. | 5.835 | 6.837 | 9.505 | BBN001769320190000. | 3.001 | 3.502 | 4.836 |
| 900 | 400 | BBN001789510190000. | 8.417 | 9.869 | 13.753 | BBN001789320190000. | 4.292 | 5.018 | 6.960 |
| 1000 | 250 | BBN001741510190000. | 4.729 | 5.533 | 7.683 | BBN001741320190000. | 2.448 | 2.850 | 3.925 |
| 1000 | 300 | BBN001761510190000. | 5.835 | 6.837 | 9.505 | BBN001761320190000. | 3.001 | 3.502 | 4.836 |
| 1000 | 400 | BBN001781510190000. | 8.417 | 9.869 | 13.753 | BBN001781320190000. | 4.292 | 5.018 | 6.960 |

LINGO SHELVING SYSTEM

BBN002 - STEEL BACK FRAME - ADJUSTABLE FEET - WITH OVERLAYING WOODEN TOP PLATE

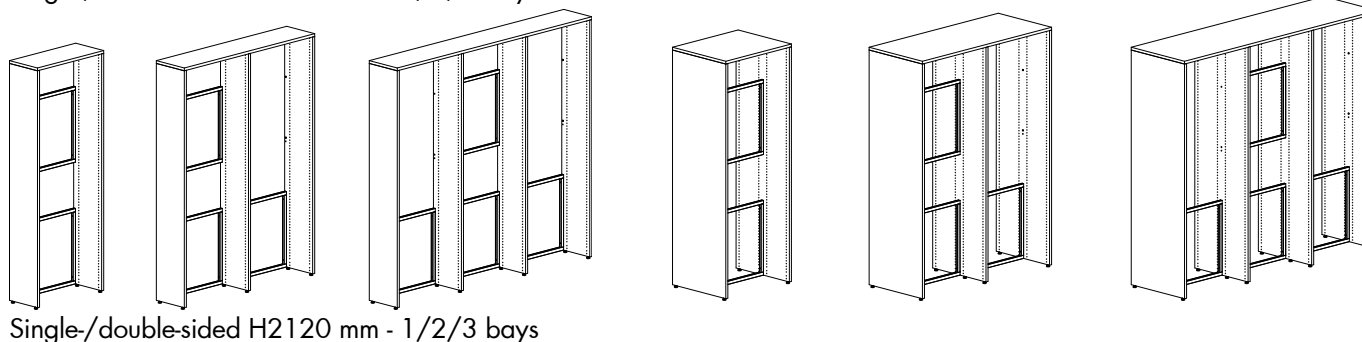
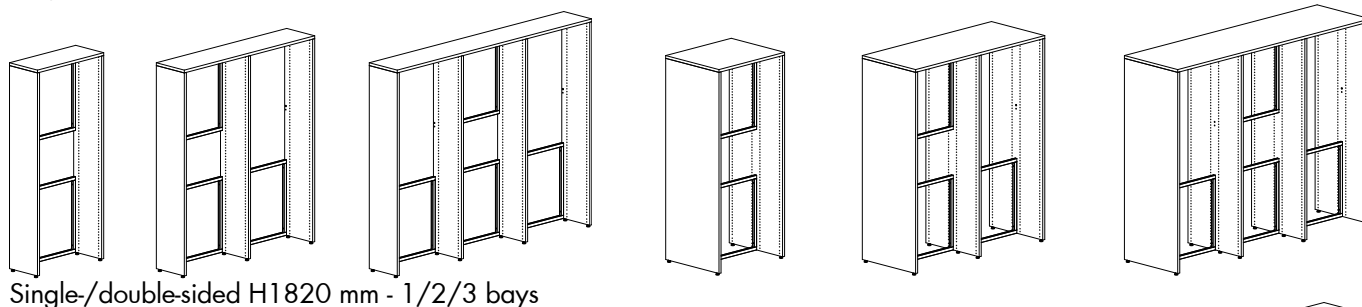
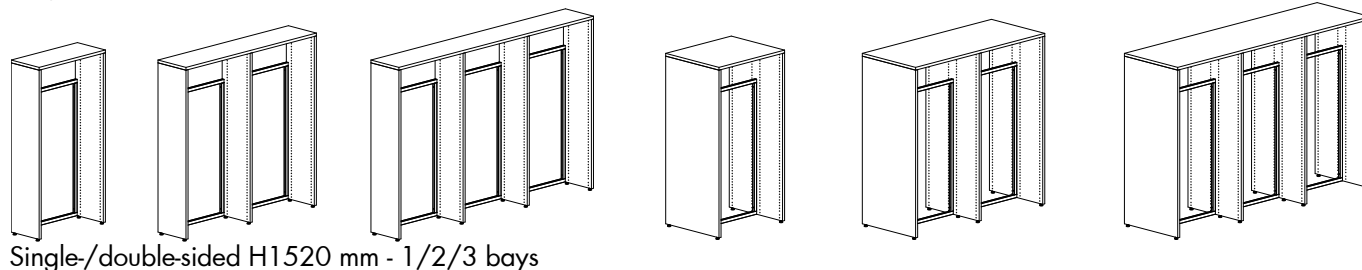
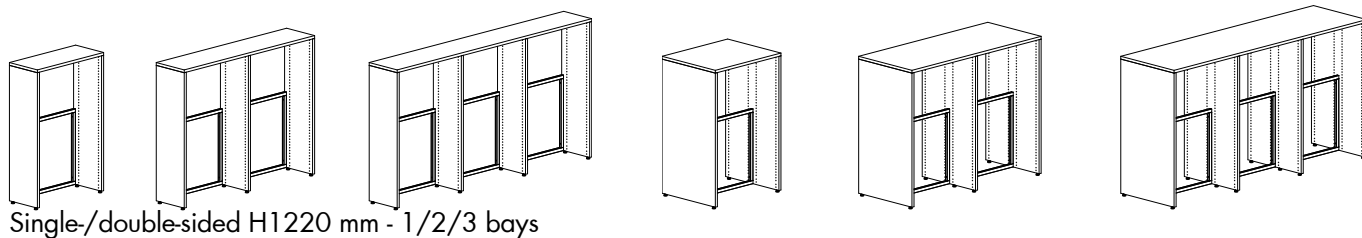
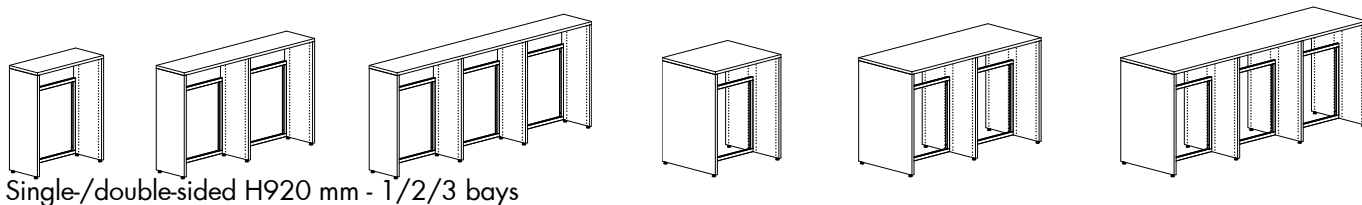
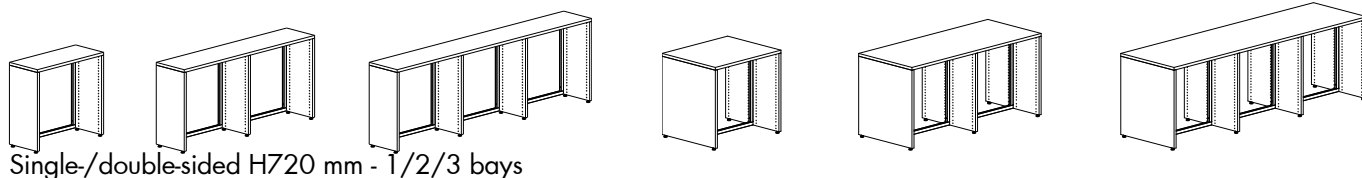


LINGO SHELVING SYSTEM

BBN002 - STEEL BACK FRAME - ADJUSTABLE FEET - WITH OVERLAYING WOODEN TOP PLATE

Shelving system with wooden panels, steel back frame and overlaying top plate.
For configurations with more than 3 bays, please contact Customer Service.

- Prices based on steel price group 1 and wooden price group A (see Design Options pages 6-9).
- For shelves see page 144 & 166.
- For accessories see page 186.



LINGO SHELVING SYSTEM

SINGLE-SIDED - STEEL BACK FRAME - ADJUSTABLE FEET - WITH OVERLAYING WOODEN TOP PLATE

Painted and veneered Lingo Shelving Systems are FSC-certified. Configurations with more than 2/3 bays are available.

H720 mm

| Module mm | Shelf depth mm | Bays | Item no. | Melamine DKK | Painted DKK | Veneer DKK |
|-----------|----------------|------|--------------------|--------------|-------------|------------|
| 500 | 250 | 1 | BBN00223551016000. | 2.366 | 2.679 | 3.513 |
| 500 | 250 | 2 | BBN00223551026000. | 4.005 | 4.504 | 5.828 |
| 500 | 250 | 3 | BBN00223551036000. | 5.697 | 6.389 | 8.227 |
| 500 | 300 | 1 | BBN00225551016000. | 2.604 | 2.957 | 3.903 |
| 500 | 300 | 2 | BBN00225551026000. | 4.382 | 4.942 | 6.440 |
| 500 | 300 | 3 | BBN00225551036000. | 6.217 | 6.993 | 9.074 |
| 500 | 400 | 1 | BBN00227551016000. | 3.171 | 3.623 | 4.834 |
| 500 | 400 | 2 | BBN00227551026000. | 5.245 | 5.959 | 7.862 |
| 500 | 400 | 3 | BBN00227551036000. | 7.384 | 8.371 | 10.999 |
| 750 | 250 | 1 | BBN00223751016000. | 2.626 | 2.986 | 3.941 |
| 750 | 250 | 2 | BBN00223751026000. | 4.473 | 5.054 | 6.596 |
| 750 | 250 | 3 | BBN00223751036000. | 6.398 | 7.214 | 9.382 |
| 750 | 300 | 1 | BBN00225751016000. | 2.895 | 3.299 | 4.381 |
| 750 | 300 | 2 | BBN00225751026000. | 4.901 | 5.552 | 7.298 |
| 750 | 300 | 3 | BBN00225751036000. | 6.997 | 7.910 | 10.361 |
| 750 | 400 | 1 | BBN00227751016000. | 3.488 | 3.998 | 5.357 |
| 750 | 400 | 2 | BBN00227751026000. | 5.817 | 6.633 | 8.805 |
| 750 | 400 | 3 | BBN00227751036000. | 8.242 | 9.382 | 12.415 |
| 900 | 250 | 1 | BBN00223951016000. | 2.626 | 2.986 | 3.941 |
| 900 | 250 | 2 | BBN00223951026000. | 4.473 | 5.054 | 6.596 |
| 900 | 300 | 1 | BBN00225951016000. | 2.895 | 3.299 | 4.381 |
| 900 | 300 | 2 | BBN00225951026000. | 4.901 | 5.552 | 7.298 |
| 900 | 400 | 1 | BBN00227951016000. | 3.488 | 3.998 | 5.357 |
| 900 | 400 | 2 | BBN00227951026000. | 5.817 | 6.633 | 8.805 |
| 1000 | 250 | 1 | BBN00223151016000. | 2.793 | 3.169 | 4.165 |
| 1000 | 250 | 2 | BBN00223151026000. | 4.788 | 5.397 | 7.014 |
| 1000 | 300 | 1 | BBN00225151016000. | 3.072 | 3.492 | 4.619 |
| 1000 | 300 | 2 | BBN00225151026000. | 5.236 | 5.917 | 7.745 |
| 1000 | 400 | 1 | BBN00227151016000. | 3.673 | 4.202 | 5.613 |
| 1000 | 400 | 2 | BBN00227151026000. | 6.169 | 7.019 | 9.279 |

LINGO SHELVING SYSTEM

SINGLE-SIDED - STEEL BACK FRAME - ADJUSTABLE FEET - WITH OVERLAYING WOODEN TOP PLATE

Painted and veneered Lingo Shelving Systems are FSC-certified. Configurations with more than 2/3 bays are available.

H920 mm

| Module mm | Shelf depth mm | Bays | Item no. | Melamine DKK | Painted DKK | Veneer DKK |
|-----------|----------------|------|--------------------|--------------|-------------|------------|
| 500 | 250 | 1 | BBN00233551016000. | 2.716 | 3.089 | 4.081 |
| 500 | 250 | 2 | BBN00233551026000. | 4.530 | 5.119 | 6.680 |
| 500 | 250 | 3 | BBN00233551036000. | 6.397 | 7.209 | 9.363 |
| 500 | 300 | 1 | BBN00235551016000. | 3.002 | 3.425 | 4.559 |
| 500 | 300 | 2 | BBN00235551026000. | 4.979 | 5.644 | 7.424 |
| 500 | 300 | 3 | BBN00235551036000. | 7.013 | 7.929 | 10.386 |
| 500 | 400 | 1 | BBN00237551016000. | 3.709 | 4.253 | 5.718 |
| 500 | 400 | 2 | BBN00237551026000. | 6.052 | 6.904 | 9.188 |
| 500 | 400 | 3 | BBN00237551036000. | 8.460 | 9.631 | 12.767 |
| 750 | 250 | 1 | BBN00233751016000. | 2.976 | 3.396 | 4.509 |
| 750 | 250 | 2 | BBN00233751026000. | 4.998 | 5.669 | 7.448 |
| 750 | 250 | 3 | BBN00233751036000. | 7.098 | 8.034 | 10.518 |
| 750 | 300 | 1 | BBN00235751016000. | 3.293 | 3.767 | 5.037 |
| 750 | 300 | 2 | BBN00235751026000. | 5.498 | 6.254 | 8.282 |
| 750 | 300 | 3 | BBN00235751036000. | 7.793 | 8.846 | 11.673 |
| 750 | 400 | 1 | BBN00237751016000. | 4.026 | 4.628 | 6.241 |
| 750 | 400 | 2 | BBN00237751026000. | 6.624 | 7.578 | 10.131 |
| 750 | 400 | 3 | BBN00237751036000. | 9.318 | 10.642 | 14.183 |
| 900 | 250 | 1 | BBN00233951016000. | 2.976 | 3.396 | 4.509 |
| 900 | 250 | 2 | BBN00233951026000. | 4.998 | 5.669 | 7.448 |
| 900 | 300 | 1 | BBN00235951016000. | 3.293 | 3.767 | 5.037 |
| 900 | 300 | 2 | BBN00235951026000. | 5.498 | 6.254 | 8.282 |
| 900 | 400 | 1 | BBN00237951016000. | 4.026 | 4.628 | 6.241 |
| 900 | 400 | 2 | BBN00237951026000. | 6.624 | 7.578 | 10.131 |
| 1000 | 250 | 1 | BBN00233151016000. | 3.143 | 3.579 | 4.733 |
| 1000 | 250 | 2 | BBN00233151026000. | 5.313 | 6.012 | 7.866 |
| 1000 | 300 | 1 | BBN00235151016000. | 3.470 | 3.960 | 5.275 |
| 1000 | 300 | 2 | BBN00235151026000. | 5.833 | 6.619 | 8.729 |
| 1000 | 400 | 1 | BBN00237151016000. | 4.211 | 4.832 | 6.497 |
| 1000 | 400 | 2 | BBN00237151026000. | 6.976 | 7.964 | 10.605 |

LINGO SHELVING SYSTEM

SINGLE-SIDED - STEEL BACK FRAME - ADJUSTABLE FEET - WITH OVERLAYING WOODEN TOP PLATE

Painted and veneered Lingo Shelving Systems are FSC-certified. Configurations with more than 2/3 bays are available.

H1220 mm

| Module mm | Shelf depth mm | No. of bays | Item no. | Melamine DKK | Painted DKK | Veneer DKK |
|-----------|----------------|-------------|--------------------|--------------|-------------|------------|
| 500 | 250 | 1 | BBN00243551016000. | 3.232 | 3.693 | 4.935 |
| 500 | 250 | 2 | BBN00243551026000. | 5.304 | 6.025 | 7.961 |
| 500 | 250 | 3 | BBN00243551036000. | 7.429 | 8.417 | 11.071 |
| 500 | 300 | 1 | BBN00245551016000. | 3.380 | 3.871 | 5.177 |
| 500 | 300 | 2 | BBN00245551026000. | 5.546 | 6.313 | 8.351 |
| 500 | 300 | 3 | BBN00245551036000. | 7.769 | 8.821 | 11.622 |
| 500 | 400 | 1 | BBN00247551016000. | 4.433 | 5.107 | 6.910 |
| 500 | 400 | 2 | BBN00247551026000. | 7.138 | 8.185 | 10.976 |
| 500 | 400 | 3 | BBN00247551036000. | 9.908 | 11.339 | 15.151 |
| 750 | 250 | 1 | BBN00243751016000. | 3.492 | 4.000 | 5.363 |
| 750 | 250 | 2 | BBN00243751026000. | 5.772 | 6.575 | 8.729 |
| 750 | 250 | 3 | BBN00243751036000. | 8.130 | 9.242 | 12.226 |
| 750 | 300 | 1 | BBN00245751016000. | 3.671 | 4.213 | 5.655 |
| 750 | 300 | 2 | BBN00245751026000. | 6.065 | 6.923 | 9.209 |
| 750 | 300 | 3 | BBN00245751036000. | 8.549 | 9.738 | 12.909 |
| 750 | 400 | 1 | BBN00247751016000. | 4.750 | 5.482 | 7.433 |
| 750 | 400 | 2 | BBN00247751026000. | 7.710 | 8.859 | 11.919 |
| 750 | 400 | 3 | BBN00247751036000. | 10.766 | 12.350 | 16.567 |
| 900 | 250 | 1 | BBN00243951016000. | 3.492 | 4.000 | 5.363 |
| 900 | 250 | 2 | BBN00243951026000. | 5.772 | 6.575 | 8.729 |
| 900 | 300 | 1 | BBN00245951016000. | 3.671 | 4.213 | 5.655 |
| 900 | 300 | 2 | BBN00245951026000. | 6.065 | 6.923 | 9.209 |
| 900 | 400 | 1 | BBN00247951016000. | 4.750 | 5.482 | 7.433 |
| 900 | 400 | 2 | BBN00247951026000. | 7.710 | 8.859 | 11.919 |
| 1000 | 250 | 1 | BBN00243151016000. | 3.659 | 4.183 | 5.587 |
| 1000 | 250 | 2 | BBN00243151026000. | 6.087 | 6.918 | 9.147 |
| 1000 | 300 | 1 | BBN00245151016000. | 3.848 | 4.406 | 5.893 |
| 1000 | 300 | 2 | BBN00245151026000. | 6.400 | 7.288 | 9.656 |
| 1000 | 400 | 1 | BBN00247151016000. | 4.935 | 5.686 | 7.689 |
| 1000 | 400 | 2 | BBN00247151026000. | 8.062 | 9.245 | 12.393 |

LINGO SHELVING SYSTEM

SINGLE-SIDED - STEEL BACK FRAME - ADJUSTABLE FEET - WITH OVERLAYING WOODEN TOP PLATE

Painted and veneered Lingo Shelving Systems are FSC-certified. Configurations with more than 2/3 bays are available.

H1520 mm

| Module mm | Shelf depth mm | No. of bays | Item no. | Melamine DKK | Painted DKK | Veneer DKK |
|-----------|----------------|-------------|--------------------|--------------|-------------|------------|
| 500 | 250 | 1 | BBN00253551016000. | 3.700 | 4.215 | 5.589 |
| 500 | 250 | 2 | BBN00253551026000. | 6.096 | 6.898 | 9.032 |
| 500 | 250 | 3 | BBN00253551036000. | 8.545 | 9.641 | 12.559 |
| 500 | 300 | 1 | BBN00255551016000. | 3.846 | 4.391 | 5.829 |
| 500 | 300 | 2 | BBN00255551026000. | 6.335 | 7.183 | 9.419 |
| 500 | 300 | 3 | BBN00255551036000. | 8.881 | 10.041 | 13.106 |
| 500 | 400 | 1 | BBN00257551016000. | 5.101 | 5.861 | 7.890 |
| 500 | 400 | 2 | BBN00257551026000. | 8.230 | 9.406 | 12.536 |
| 500 | 400 | 3 | BBN00257551036000. | 11.424 | 13.027 | 17.291 |
| 750 | 250 | 1 | BBN00253751016000. | 3.960 | 4.522 | 6.017 |
| 750 | 250 | 2 | BBN00253751026000. | 6.564 | 7.448 | 9.800 |
| 750 | 250 | 3 | BBN00253751036000. | 9.246 | 10.466 | 13.714 |
| 750 | 300 | 1 | BBN00255751016000. | 4.137 | 4.733 | 6.307 |
| 750 | 300 | 2 | BBN00255751026000. | 6.854 | 7.793 | 10.277 |
| 750 | 300 | 3 | BBN00255751036000. | 9.661 | 10.958 | 14.393 |
| 750 | 400 | 1 | BBN00257751016000. | 5.418 | 6.236 | 8.413 |
| 750 | 400 | 2 | BBN00257751026000. | 8.802 | 10.080 | 13.479 |
| 750 | 400 | 3 | BBN00257751036000. | 12.282 | 14.038 | 18.707 |
| 900 | 250 | 1 | BBN00253951016000. | 3.960 | 4.522 | 6.017 |
| 900 | 250 | 2 | BBN00253951026000. | 6.564 | 7.448 | 9.800 |
| 900 | 300 | 1 | BBN00255951016000. | 4.137 | 4.733 | 6.307 |
| 900 | 300 | 2 | BBN00255951026000. | 6.854 | 7.793 | 10.277 |
| 900 | 400 | 1 | BBN00257951016000. | 5.418 | 6.236 | 8.413 |
| 900 | 400 | 2 | BBN00257951026000. | 8.802 | 10.080 | 13.479 |
| 1000 | 250 | 1 | BBN00253151016000. | 4.149 | 4.727 | 6.263 |
| 1000 | 250 | 2 | BBN00253151026000. | 6.923 | 7.835 | 10.262 |
| 1000 | 300 | 1 | BBN00255151016000. | 4.336 | 4.948 | 6.567 |
| 1000 | 300 | 2 | BBN00255151026000. | 7.233 | 8.202 | 10.768 |
| 1000 | 400 | 1 | BBN00257151016000. | 5.625 | 6.462 | 8.691 |
| 1000 | 400 | 2 | BBN00257151026000. | 9.198 | 10.510 | 13.997 |

LINGO SHELVING SYSTEM

SINGLE-SIDED - STEEL BACK FRAME - ADJUSTABLE FEET - WITH OVERLAYING WOODEN TOP PLATE

Painted and veneered Lingo Shelving Systems are FSC-certified. Configurations with more than 2/3 bays are available.

H1820 mm

| Module mm | Shelf depth mm | Bays | Item no. | Melamine DKK | Painted DKK | Veneer DKK |
|-----------|----------------|------|--------------------|--------------|-------------|------------|
| 500 | 250 | 1 | BBN00263551016000. | 3.934 | 4.521 | 6.091 |
| 500 | 250 | 2 | BBN00263551026000. | 6.357 | 7.267 | 9.695 |
| 500 | 250 | 3 | BBN00263551036000. | 8.833 | 10.073 | 13.383 |
| 500 | 300 | 1 | BBN00265551016000. | 4.056 | 4.667 | 6.289 |
| 500 | 300 | 2 | BBN00265551026000. | 6.560 | 7.507 | 10.019 |
| 500 | 300 | 3 | BBN00265551036000. | 9.121 | 10.413 | 13.846 |
| 500 | 400 | 1 | BBN00267551016000. | 5.451 | 6.305 | 8.592 |
| 500 | 400 | 2 | BBN00267551026000. | 8.665 | 9.982 | 13.499 |
| 500 | 400 | 3 | BBN00267551036000. | 11.944 | 13.735 | 18.515 |
| 750 | 250 | 1 | BBN00263751016000. | 4.194 | 4.828 | 6.519 |
| 750 | 250 | 2 | BBN00263751026000. | 6.825 | 7.817 | 10.463 |
| 750 | 250 | 3 | BBN00263751036000. | 9.534 | 10.898 | 14.538 |
| 750 | 300 | 1 | BBN00265751016000. | 4.347 | 5.009 | 6.767 |
| 750 | 300 | 2 | BBN00265751026000. | 7.079 | 8.117 | 10.877 |
| 750 | 300 | 3 | BBN00265751036000. | 9.901 | 11.330 | 15.133 |
| 750 | 400 | 1 | BBN00267751016000. | 5.768 | 6.680 | 9.115 |
| 750 | 400 | 2 | BBN00267751026000. | 9.237 | 10.656 | 14.442 |
| 750 | 400 | 3 | BBN00267751036000. | 12.802 | 14.746 | 19.931 |
| 900 | 250 | 1 | BBN00263951016000. | 4.194 | 4.828 | 6.519 |
| 900 | 250 | 2 | BBN00263951026000. | 6.825 | 7.817 | 10.463 |
| 900 | 300 | 1 | BBN00265951016000. | 4.347 | 5.009 | 6.767 |
| 900 | 300 | 2 | BBN00265951026000. | 7.079 | 8.117 | 10.877 |
| 900 | 400 | 1 | BBN00267951016000. | 5.768 | 6.680 | 9.115 |
| 900 | 400 | 2 | BBN00267951026000. | 9.237 | 10.656 | 14.442 |
| 1000 | 250 | 1 | BBN00263151016000. | 4.361 | 5.011 | 6.743 |
| 1000 | 250 | 2 | BBN00263151026000. | 7.140 | 8.160 | 10.881 |
| 1000 | 300 | 1 | BBN00265151016000. | 4.524 | 5.202 | 7.005 |
| 1000 | 300 | 2 | BBN00265151026000. | 7.414 | 8.482 | 11.324 |
| 1000 | 400 | 1 | BBN00267151016000. | 5.953 | 6.884 | 9.371 |
| 1000 | 400 | 2 | BBN00267151026000. | 9.589 | 11.042 | 14.916 |

LINGO SHELVING SYSTEM

SINGLE-SIDED - STEEL BACK FRAME - ADJUSTABLE FEET - WITH OVERLAYING WOODEN TOP PLATE

Painted and veneered Lingo Shelving Systems are FSC-certified. Configurations with more than 2/3 bays are available.

H2120 mm

| Module mm | Shelf depth mm | Bays | Item no. | Melamine DKK | Painted DKK | Veneer DKK |
|-----------|----------------|------|--------------------|--------------|-------------|------------|
| 500 | 250 | 1 | BBN00273551016000. | 4.256 | 4.901 | 6.623 |
| 500 | 250 | 2 | BBN00273551026000. | 6.840 | 7.837 | 10.493 |
| 500 | 250 | 3 | BBN00273551036000. | 9.477 | 10.833 | 14.447 |
| 500 | 300 | 1 | BBN00275551016000. | 4.372 | 5.039 | 6.813 |
| 500 | 300 | 2 | BBN00275551026000. | 7.034 | 8.065 | 10.805 |
| 500 | 300 | 3 | BBN00275551036000. | 9.753 | 11.157 | 14.894 |
| 500 | 400 | 1 | BBN00277551016000. | 5.861 | 6.787 | 9.260 |
| 500 | 400 | 2 | BBN00277551026000. | 9.280 | 10.705 | 14.501 |
| 500 | 400 | 3 | BBN00277551036000. | 12.764 | 14.699 | 19.851 |
| 750 | 250 | 1 | BBN00273751016000. | 4.516 | 5.208 | 7.051 |
| 750 | 250 | 2 | BBN00273751026000. | 7.308 | 8.387 | 11.261 |
| 750 | 250 | 3 | BBN00273751036000. | 10.178 | 11.658 | 15.602 |
| 750 | 300 | 1 | BBN00275751016000. | 4.663 | 5.381 | 7.291 |
| 750 | 300 | 2 | BBN00275751026000. | 7.553 | 8.675 | 11.663 |
| 750 | 300 | 3 | BBN00275751036000. | 10.533 | 12.074 | 16.181 |
| 750 | 400 | 1 | BBN00277751016000. | 6.178 | 7.162 | 9.783 |
| 750 | 400 | 2 | BBN00277751026000. | 9.852 | 11.379 | 15.444 |
| 750 | 400 | 3 | BBN00277751036000. | 13.622 | 15.710 | 21.267 |
| 900 | 250 | 1 | BBN00273951016000. | 4.516 | 5.208 | 7.051 |
| 900 | 250 | 2 | BBN00273951026000. | 7.308 | 8.387 | 11.261 |
| 900 | 300 | 1 | BBN00275951016000. | 4.663 | 5.381 | 7.291 |
| 900 | 300 | 2 | BBN00275951026000. | 7.553 | 8.675 | 11.663 |
| 900 | 400 | 1 | BBN00277951016000. | 6.178 | 7.162 | 9.783 |
| 900 | 400 | 2 | BBN00277951026000. | 9.852 | 11.379 | 15.444 |
| 1000 | 250 | 1 | BBN00273151016000. | 4.683 | 5.391 | 7.275 |
| 1000 | 250 | 2 | BBN00273151026000. | 7.623 | 8.730 | 11.679 |
| 1000 | 300 | 1 | BBN00275151016000. | 4.840 | 5.574 | 7.529 |
| 1000 | 300 | 2 | BBN00275151026000. | 7.888 | 9.040 | 12.110 |
| 1000 | 400 | 1 | BBN00277151016000. | 6.363 | 7.366 | 10.039 |
| 1000 | 400 | 2 | BBN00277151026000. | 10.204 | 11.765 | 15.918 |

LINGO SHELVING SYSTEM

DOUBLE-SIDED - STEEL BACK FRAME - ADJUSTABLE FEET - WITH OVERLAYING WOODEN TOP PLATE

Painted and veneered Lingo Shelving Systems are FSC-certified. Configurations with more than 2/3 bays are available.

H720 mm

| Module mm | Shelf depth mm | No. of bays | Item no. | Melamine DKK | Painted DKK | Veneer DKK |
|-----------|----------------|-------------|--------------------|--------------|-------------|------------|
| 500 | 250 | 1 | BBN00224551016000. | 3.223 | 3.684 | 4.915 |
| 500 | 250 | 2 | BBN00224551026000. | 5.373 | 6.107 | 8.068 |
| 500 | 250 | 3 | BBN00224551036000. | 7.606 | 8.627 | 11.358 |
| 500 | 300 | 1 | BBN00226551016000. | 3.878 | 4.456 | 6.000 |
| 500 | 300 | 2 | BBN00226551026000. | 6.384 | 7.297 | 9.739 |
| 500 | 300 | 3 | BBN00226551036000. | 8.981 | 10.245 | 13.628 |
| 500 | 400 | 1 | BBN00228551016000. | 5.050 | 5.834 | 7.929 |
| 500 | 400 | 2 | BBN00228551026000. | 8.167 | 9.397 | 12.675 |
| 500 | 400 | 3 | BBN00228551036000. | 11.385 | 13.076 | 17.587 |
| 750 | 250 | 1 | BBN00224751016000. | 3.623 | 4.157 | 5.576 |
| 750 | 250 | 2 | BBN00224751026000. | 6.095 | 6.956 | 9.257 |
| 750 | 250 | 3 | BBN00224751036000. | 8.686 | 9.898 | 13.137 |
| 750 | 300 | 1 | BBN00226751016000. | 4.326 | 4.980 | 6.734 |
| 750 | 300 | 2 | BBN00226751026000. | 7.185 | 8.239 | 11.058 |
| 750 | 300 | 3 | BBN00226751036000. | 10.184 | 11.659 | 15.608 |
| 750 | 400 | 1 | BBN00228751016000. | 5.540 | 6.411 | 8.736 |
| 750 | 400 | 2 | BBN00228751026000. | 9.048 | 10.433 | 14.127 |
| 750 | 400 | 3 | BBN00228751036000. | 12.708 | 14.632 | 19.763 |
| 900 | 250 | 1 | BBN00224951016000. | 3.623 | 4.157 | 5.576 |
| 900 | 250 | 2 | BBN00224951026000. | 6.095 | 6.956 | 9.257 |
| 900 | 300 | 1 | BBN00226951016000. | 4.326 | 4.980 | 6.734 |
| 900 | 300 | 2 | BBN00226951026000. | 7.185 | 8.239 | 11.058 |
| 900 | 400 | 1 | BBN00228951016000. | 5.540 | 6.411 | 8.736 |
| 900 | 400 | 2 | BBN00228951026000. | 9.048 | 10.433 | 14.127 |
| 1000 | 250 | 1 | BBN00224151016000. | 3.838 | 4.392 | 5.876 |
| 1000 | 250 | 2 | BBN00224151026000. | 6.493 | 7.397 | 9.811 |
| 1000 | 300 | 1 | BBN00226151016000. | 4.553 | 5.235 | 7.057 |
| 1000 | 300 | 2 | BBN00226151026000. | 7.612 | 8.713 | 11.657 |
| 1000 | 400 | 1 | BBN00228151016000. | 5.782 | 6.682 | 9.083 |
| 1000 | 400 | 2 | BBN00228151026000. | 9.501 | 10.937 | 14.771 |

LINGO SHELVING SYSTEM

DOUBLE-SIDED - STEEL BACK FRAME - ADJUSTABLE FEET - WITH OVERLAYING WOODEN TOP PLATE

Painted and veneered Lingo Shelving Systems are FSC-certified. Configurations with more than 2/3 bays are available.

H920 mm

| Module mm | Shelf depth mm | No. of bays | Item no. | Melamine DKK | Painted DKK | Veneer DKK |
|-----------|----------------|-------------|--------------------|--------------|-------------|------------|
| 500 | 250 | 1 | BBN00234551016000. | 3.727 | 4.278 | 5.747 |
| 500 | 250 | 2 | BBN00234551026000. | 6.129 | 6.998 | 9.316 |
| 500 | 250 | 3 | BBN00234551036000. | 8.614 | 9.815 | 13.022 |
| 500 | 300 | 1 | BBN00236551016000. | 4.542 | 5.240 | 7.096 |
| 500 | 300 | 2 | BBN00236551026000. | 7.380 | 8.473 | 11.383 |
| 500 | 300 | 3 | BBN00236551036000. | 10.309 | 11.813 | 15.820 |
| 500 | 400 | 1 | BBN00238551016000. | 6.014 | 6.966 | 9.513 |
| 500 | 400 | 2 | BBN00238551026000. | 9.613 | 11.095 | 15.051 |
| 500 | 400 | 3 | BBN00238551036000. | 13.313 | 15.340 | 20.755 |
| 750 | 250 | 1 | BBN00234751016000. | 4.127 | 4.751 | 6.408 |
| 750 | 250 | 2 | BBN00234751026000. | 6.851 | 7.847 | 10.505 |
| 750 | 250 | 3 | BBN00234751036000. | 9.694 | 11.086 | 14.801 |
| 750 | 300 | 1 | BBN00236751016000. | 4.990 | 5.764 | 7.830 |
| 750 | 300 | 2 | BBN00236751026000. | 8.181 | 9.415 | 12.702 |
| 750 | 300 | 3 | BBN00236751036000. | 11.512 | 13.227 | 17.800 |
| 750 | 400 | 1 | BBN00238751016000. | 6.504 | 7.543 | 10.320 |
| 750 | 400 | 2 | BBN00238751026000. | 10.494 | 12.131 | 16.503 |
| 750 | 400 | 3 | BBN00238751036000. | 14.636 | 16.896 | 22.931 |
| 900 | 250 | 1 | BBN00234951016000. | 4.127 | 4.751 | 6.408 |
| 900 | 250 | 2 | BBN00234951026000. | 6.851 | 7.847 | 10.505 |
| 900 | 300 | 1 | BBN00236951016000. | 4.990 | 5.764 | 7.830 |
| 900 | 300 | 2 | BBN00236951026000. | 8.181 | 9.415 | 12.702 |
| 900 | 400 | 1 | BBN00238951016000. | 6.504 | 7.543 | 10.320 |
| 900 | 400 | 2 | BBN00238951026000. | 10.494 | 12.131 | 16.503 |
| 1000 | 250 | 1 | BBN00234151016000. | 4.342 | 4.986 | 6.708 |
| 1000 | 250 | 2 | BBN00234151026000. | 7.249 | 8.288 | 11.059 |
| 1000 | 300 | 1 | BBN00236151016000. | 5.217 | 6.019 | 8.153 |
| 1000 | 300 | 2 | BBN00236151026000. | 8.608 | 9.889 | 13.301 |
| 1000 | 400 | 1 | BBN00238151016000. | 6.746 | 7.814 | 10.667 |
| 1000 | 400 | 2 | BBN00238151026000. | 10.947 | 12.635 | 17.147 |

LINGO SHELVING SYSTEM

DOUBLE-SIDED - STEEL BACK FRAME - ADJUSTABLE FEET - WITH OVERLAYING WOODEN TOP PLATE

Painted and veneered Lingo Shelving Systems are FSC-certified. Configurations with more than 2/3 bays are available.

H1220 mm

| Module mm | Shelf depth mm | No. of bays | Item no. | Melamine DKK | Painted DKK | Veneer DKK |
|-----------|----------------|-------------|--------------------|--------------|-------------|------------|
| 500 | 250 | 1 | BBN00244551016000. | 4.469 | 5.152 | 6.973 |
| 500 | 250 | 2 | BBN00244551026000. | 7.242 | 8.309 | 11.155 |
| 500 | 250 | 3 | BBN00244551036000. | 10.098 | 11.563 | 15.474 |
| 500 | 300 | 1 | BBN00246551016000. | 5.456 | 6.314 | 8.602 |
| 500 | 300 | 2 | BBN00246551026000. | 8.751 | 10.084 | 13.642 |
| 500 | 300 | 3 | BBN00246551036000. | 12.137 | 13.961 | 18.832 |
| 500 | 400 | 1 | BBN00248551016000. | 7.344 | 8.534 | 11.711 |
| 500 | 400 | 2 | BBN00248551026000. | 11.608 | 13.447 | 18.348 |
| 500 | 400 | 3 | BBN00248551036000. | 15.973 | 18.476 | 25.151 |
| 750 | 250 | 1 | BBN00244751016000. | 4.869 | 5.625 | 7.634 |
| 750 | 250 | 2 | BBN00244751026000. | 7.964 | 9.158 | 12.344 |
| 750 | 250 | 3 | BBN00244751036000. | 11.178 | 12.834 | 17.253 |
| 750 | 300 | 1 | BBN00246751016000. | 5.904 | 6.838 | 9.336 |
| 750 | 300 | 2 | BBN00246751026000. | 9.552 | 11.026 | 14.961 |
| 750 | 300 | 3 | BBN00246751036000. | 13.340 | 15.375 | 20.812 |
| 750 | 400 | 1 | BBN00248751016000. | 7.834 | 9.111 | 12.518 |
| 750 | 400 | 2 | BBN00248751026000. | 12.489 | 14.483 | 19.800 |
| 750 | 400 | 3 | BBN00248751036000. | 17.296 | 20.032 | 27.327 |
| 900 | 250 | 1 | BBN00244951016000. | 4.869 | 5.625 | 7.634 |
| 900 | 250 | 2 | BBN00244951026000. | 7.964 | 9.158 | 12.344 |
| 900 | 300 | 1 | BBN00246951016000. | 5.904 | 6.838 | 9.336 |
| 900 | 300 | 2 | BBN00246951026000. | 9.552 | 11.026 | 14.961 |
| 900 | 400 | 1 | BBN00248951016000. | 7.834 | 9.111 | 12.518 |
| 900 | 400 | 2 | BBN00248951026000. | 12.489 | 14.483 | 19.800 |
| 1000 | 250 | 1 | BBN00244151016000. | 5.084 | 5.860 | 7.934 |
| 1000 | 250 | 2 | BBN00244151026000. | 8.362 | 9.599 | 12.898 |
| 1000 | 300 | 1 | BBN00246151016000. | 6.131 | 7.093 | 9.659 |
| 1000 | 300 | 2 | BBN00246151026000. | 9.979 | 11.500 | 15.560 |
| 1000 | 400 | 1 | BBN00248151016000. | 8.076 | 9.382 | 12.865 |
| 1000 | 400 | 2 | BBN00248151026000. | 12.942 | 14.987 | 20.444 |

LINGO SHELVING SYSTEM

DOUBLE-SIDED - STEEL BACK FRAME - ADJUSTABLE FEET - WITH OVERLAYING WOODEN TOP PLATE

Painted and veneered Lingo Shelving Systems are FSC-certified. Configurations with more than 2/3 bays are available.

H1520 mm

| Module mm | Shelf depth mm | No. of bays | Item no. | Melamine DKK | Painted DKK | Veneer DKK |
|-----------|----------------|-------------|--------------------|--------------|-------------|------------|
| 500 | 250 | 1 | BBN00254551016000. | 5.007 | 5.752 | 7.735 |
| 500 | 250 | 2 | BBN00254551026000. | 8.139 | 9.299 | 12.388 |
| 500 | 250 | 3 | BBN00254551036000. | 11.354 | 12.943 | 17.178 |
| 500 | 300 | 1 | BBN00256551016000. | 5.848 | 6.744 | 9.132 |
| 500 | 300 | 2 | BBN00256551026000. | 9.429 | 10.819 | 14.527 |
| 500 | 300 | 3 | BBN00256551036000. | 13.101 | 15.001 | 20.072 |
| 500 | 400 | 1 | BBN00258551016000. | 7.828 | 9.072 | 12.389 |
| 500 | 400 | 2 | BBN00258551026000. | 12.424 | 14.344 | 19.455 |
| 500 | 400 | 3 | BBN00258551036000. | 17.121 | 19.732 | 26.687 |
| 750 | 250 | 1 | BBN00254751016000. | 5.407 | 6.225 | 8.396 |
| 750 | 250 | 2 | BBN00254751026000. | 8.861 | 10.148 | 13.577 |
| 750 | 250 | 3 | BBN00254751036000. | 12.434 | 14.214 | 18.957 |
| 750 | 300 | 1 | BBN00256751016000. | 6.296 | 7.268 | 9.866 |
| 750 | 300 | 2 | BBN00256751026000. | 10.230 | 11.761 | 15.846 |
| 750 | 300 | 3 | BBN00256751036000. | 14.304 | 16.415 | 22.052 |
| 750 | 400 | 1 | BBN00258751016000. | 8.318 | 9.649 | 13.196 |
| 750 | 400 | 2 | BBN00258751026000. | 13.305 | 15.380 | 20.907 |
| 750 | 400 | 3 | BBN00258751036000. | 18.444 | 21.288 | 28.863 |
| 900 | 250 | 1 | BBN00254951016000. | 5.407 | 6.225 | 8.396 |
| 900 | 250 | 2 | BBN00254951026000. | 8.861 | 10.148 | 13.577 |
| 900 | 300 | 1 | BBN00256951016000. | 6.296 | 7.268 | 9.866 |
| 900 | 300 | 2 | BBN00256951026000. | 10.230 | 11.761 | 15.846 |
| 900 | 400 | 1 | BBN00258951016000. | 8.318 | 9.649 | 13.196 |
| 900 | 400 | 2 | BBN00258951026000. | 13.305 | 15.380 | 20.907 |
| 1000 | 250 | 1 | BBN00254151016000. | 5.644 | 6.482 | 8.718 |
| 1000 | 250 | 2 | BBN00254151026000. | 9.303 | 10.633 | 14.175 |
| 1000 | 300 | 1 | BBN00256151016000. | 6.545 | 7.545 | 10.211 |
| 1000 | 300 | 2 | BBN00256151026000. | 10.701 | 12.279 | 16.489 |
| 1000 | 400 | 1 | BBN00258151016000. | 8.582 | 9.942 | 13.565 |
| 1000 | 400 | 2 | BBN00258151026000. | 13.802 | 15.928 | 21.595 |

LINGO SHELVING SYSTEM

DOUBLE-SIDED - STEEL BACK FRAME - ADJUSTABLE FEET - WITH OVERLAYING WOODEN TOP PLATE

Painted and veneered Lingo Shelving Systems are FSC-certified. Configurations with more than 2/3 bays are available.

H1820 mm

| Module mm | Shelf depth mm | No. of bays | Item no. | Melamine DKK | Painted DKK | Veneer DKK |
|-----------|----------------|-------------|--------------------|--------------|-------------|------------|
| 500 | 250 | 1 | BBN00264551016000. | 6.042 | 6.897 | 9.178 |
| 500 | 250 | 2 | BBN00264551026000. | 9.309 | 10.634 | 14.170 |
| 500 | 250 | 3 | BBN00264551036000. | 12.659 | 14.468 | 19.299 |
| 500 | 300 | 1 | BBN00266551016000. | 7.027 | 8.059 | 10.799 |
| 500 | 300 | 2 | BBN00266551026000. | 10.815 | 12.409 | 16.645 |
| 500 | 300 | 3 | BBN00266551036000. | 14.694 | 16.866 | 22.641 |
| 500 | 400 | 1 | BBN00268551016000. | 9.361 | 10.801 | 14.646 |
| 500 | 400 | 2 | BBN00268551026000. | 14.341 | 16.555 | 22.458 |
| 500 | 400 | 3 | BBN00268551036000. | 19.422 | 22.425 | 30.436 |
| 750 | 250 | 1 | BBN00264751016000. | 6.442 | 7.370 | 9.839 |
| 750 | 250 | 2 | BBN00264751026000. | 10.031 | 11.483 | 15.359 |
| 750 | 250 | 3 | BBN00264751036000. | 13.739 | 15.739 | 21.078 |
| 750 | 300 | 1 | BBN00266751016000. | 7.475 | 8.583 | 11.533 |
| 750 | 300 | 2 | BBN00266751026000. | 11.616 | 13.351 | 17.964 |
| 750 | 300 | 3 | BBN00266751036000. | 15.897 | 18.280 | 24.621 |
| 750 | 400 | 1 | BBN00268751016000. | 9.851 | 11.378 | 15.453 |
| 750 | 400 | 2 | BBN00268751026000. | 15.222 | 17.591 | 23.910 |
| 750 | 400 | 3 | BBN00268751036000. | 20.745 | 23.981 | 32.612 |
| 900 | 250 | 1 | BBN00264951016000. | 6.442 | 7.370 | 9.839 |
| 900 | 250 | 2 | BBN00264951026000. | 10.031 | 11.483 | 15.359 |
| 900 | 300 | 1 | BBN00266951016000. | 7.475 | 8.583 | 11.533 |
| 900 | 300 | 2 | BBN00266951026000. | 11.616 | 13.351 | 17.964 |
| 900 | 400 | 1 | BBN00268951016000. | 9.851 | 11.378 | 15.453 |
| 900 | 400 | 2 | BBN00268951026000. | 15.222 | 17.591 | 23.910 |
| 1000 | 250 | 1 | BBN00264151016000. | 6.737 | 7.685 | 10.219 |
| 1000 | 250 | 2 | BBN00264151026000. | 10.509 | 12.004 | 15.993 |
| 1000 | 300 | 1 | BBN00266151016000. | 7.782 | 8.918 | 11.936 |
| 1000 | 300 | 2 | BBN00266151026000. | 12.123 | 13.905 | 18.643 |
| 1000 | 400 | 1 | BBN00268151016000. | 10.173 | 11.729 | 15.880 |
| 1000 | 400 | 2 | BBN00268151026000. | 15.755 | 18.175 | 24.634 |

LINGO SHELVING SYSTEM

DOUBLE-SIDED - STEEL BACK FRAME - ADJUSTABLE FEET - WITH OVERLAYING WOODEN TOP PLATE

Painted and veneered Lingo Shelving Systems are FSC-certified. Configurations with more than 2/3 bays are available.

H2120 mm

| Module mm | Shelf depth mm | No. of bays | Item no. | Melamine DKK | Painted DKK | Veneer DKK |
|-----------|----------------|-------------|--------------------|--------------|-------------|------------|
| 500 | 250 | 1 | BBN00274551016000. | 6.566 | 7.511 | 10.036 |
| 500 | 250 | 2 | BBN00274551026000. | 10.095 | 11.555 | 15.457 |
| 500 | 250 | 3 | BBN00274551036000. | 13.707 | 15.696 | 21.015 |
| 500 | 300 | 1 | BBN00276551016000. | 7.759 | 8.919 | 12.005 |
| 500 | 300 | 2 | BBN00276551026000. | 11.913 | 13.699 | 18.454 |
| 500 | 300 | 3 | BBN00276551036000. | 16.158 | 18.586 | 25.053 |
| 500 | 400 | 1 | BBN00278551016000. | 10.431 | 12.055 | 16.400 |
| 500 | 400 | 2 | BBN00278551026000. | 15.946 | 18.436 | 25.089 |
| 500 | 400 | 3 | BBN00278551036000. | 21.562 | 24.933 | 33.944 |
| 750 | 250 | 1 | BBN00274751016000. | 6.966 | 7.984 | 10.697 |
| 750 | 250 | 2 | BBN00274751026000. | 10.817 | 12.404 | 16.646 |
| 750 | 250 | 3 | BBN00274751036000. | 14.787 | 16.967 | 22.794 |
| 750 | 300 | 1 | BBN00276751016000. | 8.207 | 9.443 | 12.739 |
| 750 | 300 | 2 | BBN00276751026000. | 12.714 | 14.641 | 19.773 |
| 750 | 300 | 3 | BBN00276751036000. | 17.361 | 20.000 | 27.033 |
| 750 | 400 | 1 | BBN00278751016000. | 10.921 | 12.632 | 17.207 |
| 750 | 400 | 2 | BBN00278751026000. | 16.827 | 19.472 | 26.541 |
| 750 | 400 | 3 | BBN00278751036000. | 22.885 | 26.489 | 36.120 |
| 900 | 250 | 1 | BBN00274951016000. | 6.966 | 7.984 | 10.697 |
| 900 | 250 | 2 | BBN00274951026000. | 10.817 | 12.404 | 16.646 |
| 900 | 300 | 1 | BBN00276951016000. | 8.207 | 9.443 | 12.739 |
| 900 | 300 | 2 | BBN00276951026000. | 12.714 | 14.641 | 19.773 |
| 900 | 400 | 1 | BBN00278951016000. | 10.921 | 12.632 | 17.207 |
| 900 | 400 | 2 | BBN00278951026000. | 16.827 | 19.472 | 26.541 |
| 1000 | 250 | 1 | BBN00274151016000. | 7.261 | 8.299 | 11.077 |
| 1000 | 250 | 2 | BBN00274151026000. | 11.295 | 12.925 | 17.280 |
| 1000 | 300 | 1 | BBN00276151016000. | 8.514 | 9.778 | 13.142 |
| 1000 | 300 | 2 | BBN00276151026000. | 13.221 | 15.195 | 20.452 |
| 1000 | 400 | 1 | BBN00278151016000. | 11.243 | 12.983 | 17.634 |
| 1000 | 400 | 2 | BBN00278151026000. | 17.360 | 20.056 | 27.265 |

LINGO SHELVING SYSTEM

BBN002 - WOODEN BACK PANEL - ADJUSTABLE FEET - WITH OVERLAYING WOODEN TOP PLATE

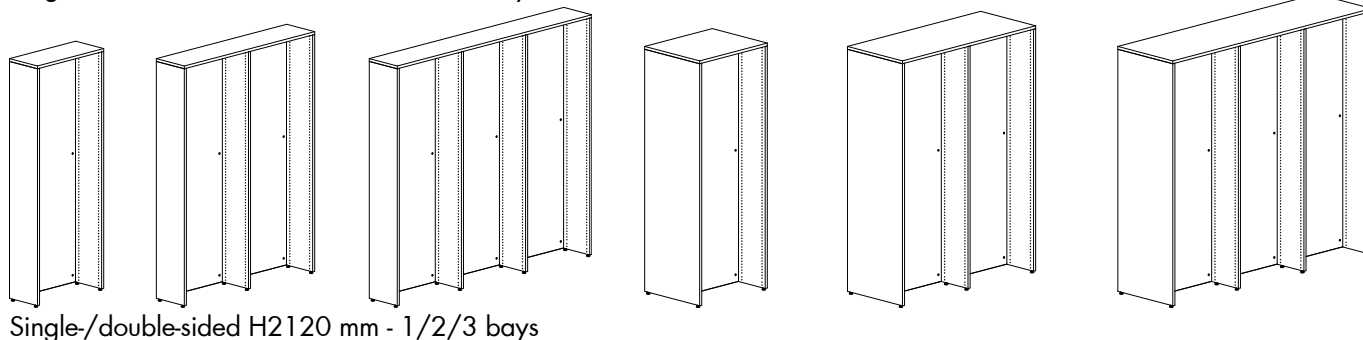
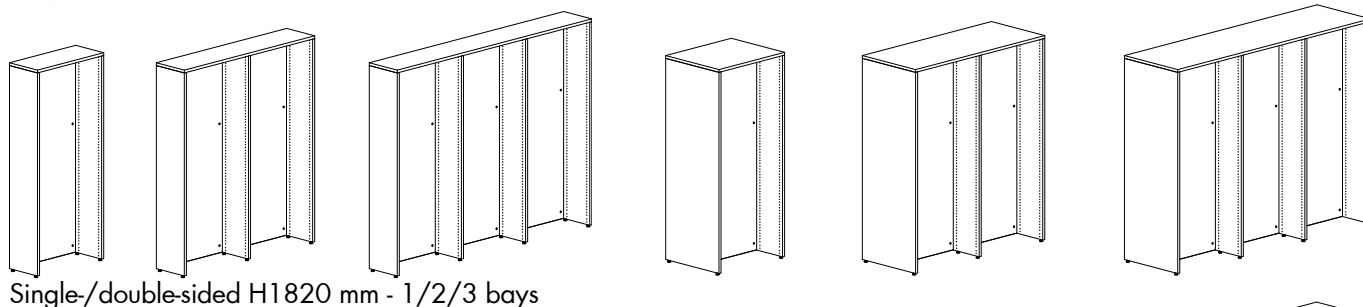
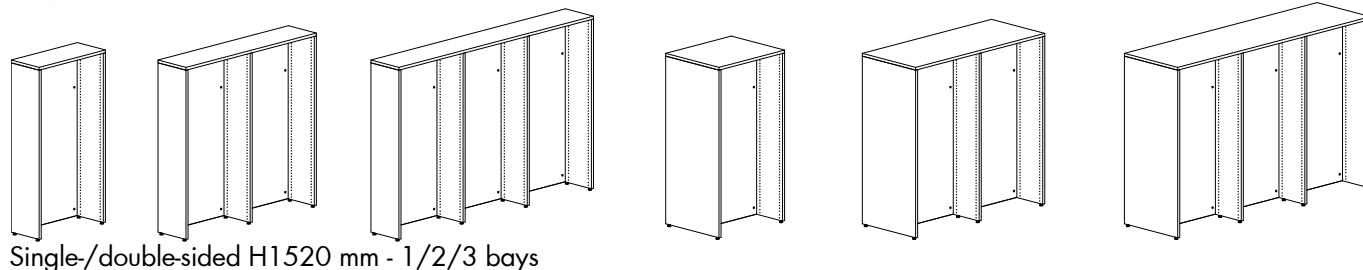
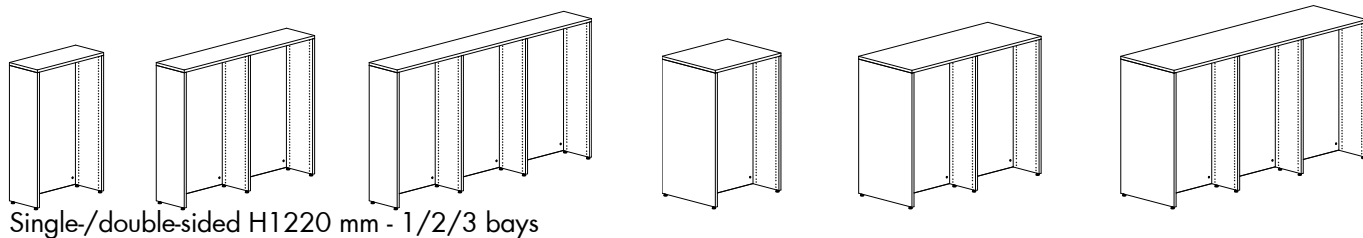
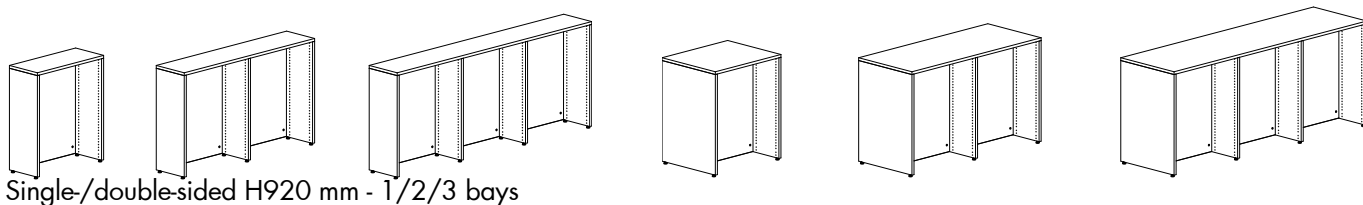
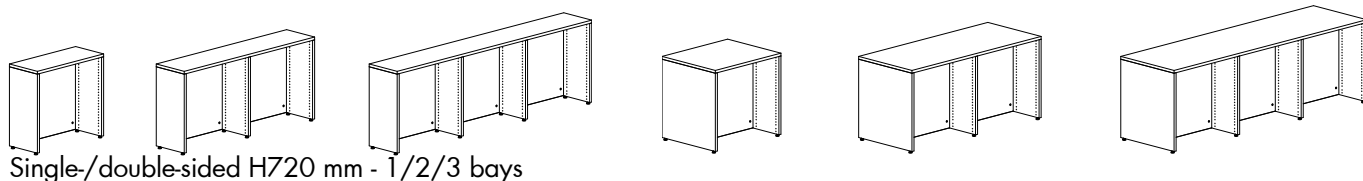


LINGO SHELVING SYSTEM

BBN002 - WOODEN BACK PANEL - ADJUSTABLE FEET - WITH OVERLAYING WOODEN TOP PLATE

Shelving system with wooden panels, wooden back panel and overlaying top plate.
For configurations with more than 3 bays, please contact Customer Service.

- Prices based on steel price group 1 and wooden price group A (see Design Options pages 6-9).
- For shelves see page 144 & 166.
- For accessories see page 186.



LINGO SHELVING SYSTEM

SINGLE-SIDED - WOODEN BACK PANEL - ADJUSTABLE FEET - WITH OVERLAYING WOODEN TOP PLATE

Painted and veneered Lingo Shelving Systems are FSC-certified. Configurations with more than 2/3 bays are available.

H720 mm

| Module mm | Shelf depth mm | No. of bays | Item no. | Melamine DKK | Painted DKK | Veneer DKK |
|-----------|----------------|-------------|--------------------|--------------|-------------|------------|
| 500 | 250 | 1 | BBN00223551013000. | 2.287 | 2.691 | 3.772 |
| 500 | 250 | 2 | BBN00223551023000. | 3.847 | 4.528 | 6.346 |
| 500 | 250 | 3 | BBN00223551033000. | 5.460 | 6.425 | 9.004 |
| 500 | 300 | 1 | BBN00225551013000. | 2.525 | 2.969 | 4.162 |
| 500 | 300 | 2 | BBN00225551023000. | 4.224 | 4.966 | 6.958 |
| 500 | 300 | 3 | BBN00225551033000. | 5.980 | 7.029 | 9.851 |
| 500 | 400 | 1 | BBN00227551013000. | 3.092 | 3.635 | 5.093 |
| 500 | 400 | 2 | BBN00227551023000. | 5.087 | 5.983 | 8.380 |
| 500 | 400 | 3 | BBN00227551033000. | 7.147 | 8.407 | 11.776 |
| 750 | 250 | 1 | BBN00223751013000. | 2.807 | 3.306 | 4.632 |
| 750 | 250 | 2 | BBN00223751023000. | 4.835 | 5.694 | 7.978 |
| 750 | 250 | 3 | BBN00223751033000. | 6.941 | 8.174 | 11.455 |
| 750 | 300 | 1 | BBN00225751013000. | 3.076 | 3.619 | 5.072 |
| 750 | 300 | 2 | BBN00225751023000. | 5.263 | 6.192 | 8.680 |
| 750 | 300 | 3 | BBN00225751033000. | 7.540 | 8.870 | 12.434 |
| 750 | 400 | 1 | BBN00227751013000. | 3.669 | 4.318 | 6.048 |
| 750 | 400 | 2 | BBN00227751023000. | 6.179 | 7.273 | 10.187 |
| 750 | 400 | 3 | BBN00227751033000. | 8.785 | 10.342 | 14.488 |
| 900 | 250 | 1 | BBN00223951013000. | 3.003 | 3.535 | 4.951 |
| 900 | 250 | 2 | BBN00223951023000. | 5.227 | 6.152 | 8.616 |
| 900 | 300 | 1 | BBN00225951013000. | 3.272 | 3.848 | 5.391 |
| 900 | 300 | 2 | BBN00225951023000. | 5.655 | 6.650 | 9.318 |
| 900 | 400 | 1 | BBN00227951013000. | 3.865 | 4.547 | 6.367 |
| 900 | 400 | 2 | BBN00227951023000. | 6.571 | 7.731 | 10.825 |
| 1000 | 250 | 1 | BBN00223151013000. | 3.155 | 3.716 | 5.202 |
| 1000 | 250 | 2 | BBN00223151023000. | 5.512 | 6.491 | 9.088 |
| 1000 | 300 | 1 | BBN00225151013000. | 3.434 | 4.039 | 5.656 |
| 1000 | 300 | 2 | BBN00225151023000. | 5.960 | 7.011 | 9.819 |
| 1000 | 400 | 1 | BBN00227151013000. | 4.035 | 4.749 | 6.650 |
| 1000 | 400 | 2 | BBN00227151023000. | 6.893 | 8.113 | 11.353 |

LINGO SHELVING SYSTEM

SINGLE-SIDED - WOODEN BACK PANEL - ADJUSTABLE FEET - WITH OVERLAYING WOODEN TOP PLATE

Painted and veneered Lingo Shelving Systems are FSC-certified. Configurations with more than 2/3 bays are available.

H920 mm

| Module mm | Shelf depth mm | No. of bays | Item no. | Melamine DKK | Painted DKK | Veneer DKK |
|-----------|----------------|-------------|--------------------|--------------|-------------|------------|
| 500 | 250 | 1 | BBN00233551013000. | 2.782 | 3.273 | 4.581 |
| 500 | 250 | 2 | BBN00233551023000. | 4.662 | 5.487 | 7.680 |
| 500 | 250 | 3 | BBN00233551033000. | 6.595 | 7.761 | 10.863 |
| 500 | 300 | 1 | BBN00235551013000. | 3.068 | 3.609 | 5.059 |
| 500 | 300 | 2 | BBN00235551023000. | 5.111 | 6.012 | 8.424 |
| 500 | 300 | 3 | BBN00235551033000. | 7.211 | 8.481 | 11.886 |
| 500 | 400 | 1 | BBN00237551013000. | 3.775 | 4.437 | 6.218 |
| 500 | 400 | 2 | BBN00237551023000. | 6.184 | 7.272 | 10.188 |
| 500 | 400 | 3 | BBN00237551033000. | 8.658 | 10.183 | 14.267 |
| 750 | 250 | 1 | BBN00233751013000. | 3.376 | 3.972 | 5.557 |
| 750 | 250 | 2 | BBN00233751023000. | 5.798 | 6.821 | 9.544 |
| 750 | 250 | 3 | BBN00233751033000. | 8.298 | 9.762 | 13.662 |
| 750 | 300 | 1 | BBN00235751013000. | 3.693 | 4.343 | 6.085 |
| 750 | 300 | 2 | BBN00235751023000. | 6.298 | 7.406 | 10.378 |
| 750 | 300 | 3 | BBN00235751033000. | 8.993 | 10.574 | 14.817 |
| 750 | 400 | 1 | BBN00237751013000. | 4.426 | 5.204 | 7.289 |
| 750 | 400 | 2 | BBN00237751023000. | 7.424 | 8.730 | 12.227 |
| 750 | 400 | 3 | BBN00237751033000. | 10.518 | 12.370 | 17.327 |
| 900 | 250 | 1 | BBN00233951013000. | 3.626 | 4.267 | 5.969 |
| 900 | 250 | 2 | BBN00233951023000. | 6.298 | 7.411 | 10.368 |
| 900 | 300 | 1 | BBN00235951013000. | 3.943 | 4.638 | 6.497 |
| 900 | 300 | 2 | BBN00235951023000. | 6.798 | 7.996 | 11.202 |
| 900 | 400 | 1 | BBN00237951013000. | 4.676 | 5.499 | 7.701 |
| 900 | 400 | 2 | BBN00237951023000. | 7.924 | 9.320 | 13.051 |
| 1000 | 250 | 1 | BBN00233151013000. | 3.796 | 4.467 | 6.246 |
| 1000 | 250 | 2 | BBN00233151023000. | 6.619 | 7.788 | 10.892 |
| 1000 | 300 | 1 | BBN00235151013000. | 4.123 | 4.848 | 6.788 |
| 1000 | 300 | 2 | BBN00235151023000. | 7.139 | 8.395 | 11.755 |
| 1000 | 400 | 1 | BBN00237151013000. | 4.864 | 5.720 | 8.010 |
| 1000 | 400 | 2 | BBN00237151023000. | 8.282 | 9.740 | 13.631 |

LINGO SHELVING SYSTEM

SINGLE-SIDED - WOODEN BACK PANEL - ADJUSTABLE FEET - WITH OVERLAYING WOODEN TOP PLATE

Painted and veneered Lingo Shelving Systems are FSC-certified. Configurations with more than 2/3 bays are available.

H1220 mm

| Module mm | Shelf depth mm | No. of bays | Item no. | Melamine DKK | Painted DKK | Veneer DKK |
|-----------|----------------|-------------|--------------------|--------------|-------------|------------|
| 500 | 250 | 1 | BBN00243551013000. | 3.521 | 4.140 | 5.802 |
| 500 | 250 | 2 | BBN00243551023000. | 5.882 | 6.919 | 9.695 |
| 500 | 250 | 3 | BBN00243551033000. | 8.296 | 9.758 | 13.672 |
| 500 | 300 | 1 | BBN00245551013000. | 3.669 | 4.318 | 6.044 |
| 500 | 300 | 2 | BBN00245551023000. | 6.124 | 7.207 | 10.085 |
| 500 | 300 | 3 | BBN00245551033000. | 8.636 | 10.162 | 14.223 |
| 500 | 400 | 1 | BBN00247551013000. | 4.722 | 5.554 | 7.777 |
| 500 | 400 | 2 | BBN00247551023000. | 7.716 | 9.079 | 12.710 |
| 500 | 400 | 3 | BBN00247551033000. | 10.775 | 12.680 | 17.752 |
| 750 | 250 | 1 | BBN00243751013000. | 4.229 | 4.972 | 6.963 |
| 750 | 250 | 2 | BBN00243751023000. | 7.246 | 8.519 | 11.929 |
| 750 | 250 | 3 | BBN00243751033000. | 10.341 | 12.158 | 17.026 |
| 750 | 300 | 1 | BBN00245751013000. | 4.408 | 5.185 | 7.255 |
| 750 | 300 | 2 | BBN00245751023000. | 7.539 | 8.867 | 12.409 |
| 750 | 300 | 3 | BBN00245751033000. | 10.760 | 12.654 | 17.709 |
| 750 | 400 | 1 | BBN00247751013000. | 5.487 | 6.454 | 9.033 |
| 750 | 400 | 2 | BBN00247751023000. | 9.184 | 10.803 | 15.119 |
| 750 | 400 | 3 | BBN00247751033000. | 12.977 | 15.266 | 21.367 |
| 900 | 250 | 1 | BBN00243951013000. | 4.504 | 5.297 | 7.421 |
| 900 | 250 | 2 | BBN00243951023000. | 7.796 | 9.169 | 12.845 |
| 900 | 300 | 1 | BBN00245951013000. | 4.683 | 5.510 | 7.713 |
| 900 | 300 | 2 | BBN00245951023000. | 8.089 | 9.517 | 13.325 |
| 900 | 400 | 1 | BBN00247951013000. | 5.762 | 6.779 | 9.491 |
| 900 | 400 | 2 | BBN00247951023000. | 9.734 | 11.453 | 16.035 |
| 1000 | 250 | 1 | BBN00243151013000. | 4.758 | 5.596 | 7.836 |
| 1000 | 250 | 2 | BBN00243151023000. | 8.285 | 9.744 | 13.645 |
| 1000 | 300 | 1 | BBN00245151013000. | 4.947 | 5.819 | 8.142 |
| 1000 | 300 | 2 | BBN00245151023000. | 8.598 | 10.114 | 14.154 |
| 1000 | 400 | 1 | BBN00247151013000. | 6.034 | 7.099 | 9.938 |
| 1000 | 400 | 2 | BBN00247151023000. | 10.260 | 12.071 | 16.891 |

LINGO SHELVING SYSTEM

SINGLE-SIDED - WOODEN BACK PANEL - ADJUSTABLE FEET - WITH OVERLAYING WOODEN TOP PLATE

Painted and veneered Lingo Shelving Systems are FSC-certified. Configurations with more than 2/3 bays are available.

H1520 mm

| Module mm | Shelf depth mm | No. of bays | Item no. | Melamine DKK | Painted DKK | Veneer DKK |
|-----------|----------------|-------------|--------------------|--------------|-------------|------------|
| 500 | 250 | 1 | BBN00253551013000. | 4.009 | 4.716 | 6.604 |
| 500 | 250 | 2 | BBN00253551023000. | 6.714 | 7.900 | 11.062 |
| 500 | 250 | 3 | BBN00253551033000. | 9.472 | 11.144 | 15.604 |
| 500 | 300 | 1 | BBN00255551013000. | 4.155 | 4.892 | 6.844 |
| 500 | 300 | 2 | BBN00255551023000. | 6.953 | 8.185 | 11.449 |
| 500 | 300 | 3 | BBN00255551033000. | 9.808 | 11.544 | 16.151 |
| 500 | 400 | 1 | BBN00257551013000. | 5.410 | 6.362 | 8.905 |
| 500 | 400 | 2 | BBN00257551023000. | 8.848 | 10.408 | 14.566 |
| 500 | 400 | 3 | BBN00257551033000. | 12.351 | 14.530 | 20.336 |
| 750 | 250 | 1 | BBN00253751013000. | 4.814 | 5.665 | 7.929 |
| 750 | 250 | 2 | BBN00253751023000. | 8.272 | 9.734 | 13.624 |
| 750 | 250 | 3 | BBN00253751033000. | 11.808 | 13.895 | 19.450 |
| 750 | 300 | 1 | BBN00255751013000. | 4.991 | 5.876 | 8.219 |
| 750 | 300 | 2 | BBN00255751023000. | 8.562 | 10.079 | 14.101 |
| 750 | 300 | 3 | BBN00255751033000. | 12.223 | 14.387 | 20.129 |
| 750 | 400 | 1 | BBN00257751013000. | 6.272 | 7.379 | 10.325 |
| 750 | 400 | 2 | BBN00257751023000. | 10.510 | 12.366 | 17.303 |
| 750 | 400 | 3 | BBN00257751033000. | 14.844 | 17.467 | 24.443 |
| 900 | 250 | 1 | BBN00253951013000. | 5.178 | 6.093 | 8.531 |
| 900 | 250 | 2 | BBN00253951023000. | 9.000 | 10.590 | 14.828 |
| 900 | 300 | 1 | BBN00255951013000. | 5.355 | 6.304 | 8.821 |
| 900 | 300 | 2 | BBN00255951023000. | 9.290 | 10.935 | 15.305 |
| 900 | 400 | 1 | BBN00257951013000. | 6.636 | 7.807 | 10.927 |
| 900 | 400 | 2 | BBN00257951023000. | 11.238 | 13.222 | 18.507 |
| 1000 | 250 | 1 | BBN00253151013000. | 5.449 | 6.413 | 8.973 |
| 1000 | 250 | 2 | BBN00253151023000. | 9.523 | 11.207 | 15.682 |
| 1000 | 300 | 1 | BBN00255151013000. | 5.636 | 6.634 | 9.277 |
| 1000 | 300 | 2 | BBN00255151023000. | 9.833 | 11.574 | 16.188 |
| 1000 | 400 | 1 | BBN00257151013000. | 6.925 | 8.148 | 11.401 |
| 1000 | 400 | 2 | BBN00257151023000. | 11.798 | 13.882 | 19.417 |

LINGO SHELVING SYSTEM

SINGLE-SIDED - WOODEN BACK PANEL - ADJUSTABLE FEET - WITH OVERLAYING WOODEN TOP PLATE

Painted and veneered Lingo Shelving Systems are FSC-certified. Configurations with more than 2/3 bays are available.

H1820 mm

| Module mm | Shelf depth mm | No. of bays | Item no. | Melamine DKK | Painted DKK | Veneer DKK |
|-----------|----------------|-------------|--------------------|--------------|-------------|------------|
| 500 | 250 | 1 | BBN00263551013000. | 4.598 | 5.408 | 7.571 |
| 500 | 250 | 2 | BBN00263551023000. | 7.685 | 9.041 | 12.655 |
| 500 | 250 | 3 | BBN00263551033000. | 10.825 | 12.734 | 17.823 |
| 500 | 300 | 1 | BBN00265551013000. | 4.720 | 5.554 | 7.769 |
| 500 | 300 | 2 | BBN00265551023000. | 7.888 | 9.281 | 12.979 |
| 500 | 300 | 3 | BBN00265551033000. | 11.113 | 13.074 | 18.286 |
| 500 | 400 | 1 | BBN00267551013000. | 6.115 | 7.192 | 10.072 |
| 500 | 400 | 2 | BBN00267551023000. | 9.993 | 11.756 | 16.459 |
| 500 | 400 | 3 | BBN00267551033000. | 13.936 | 16.396 | 22.955 |
| 750 | 250 | 1 | BBN00263751013000. | 5.489 | 6.457 | 9.041 |
| 750 | 250 | 2 | BBN00263751023000. | 9.415 | 11.075 | 15.507 |
| 750 | 250 | 3 | BBN00263751033000. | 13.419 | 15.785 | 22.104 |
| 750 | 300 | 1 | BBN00265751013000. | 5.642 | 6.638 | 9.289 |
| 750 | 300 | 2 | BBN00265751023000. | 9.669 | 11.375 | 15.921 |
| 750 | 300 | 3 | BBN00265751033000. | 13.786 | 16.217 | 22.699 |
| 750 | 400 | 1 | BBN00267751013000. | 7.063 | 8.309 | 11.637 |
| 750 | 400 | 2 | BBN00267751023000. | 11.827 | 13.914 | 19.486 |
| 750 | 400 | 3 | BBN00267751033000. | 16.687 | 19.633 | 27.497 |
| 900 | 250 | 1 | BBN00263951013000. | 5.948 | 6.999 | 9.796 |
| 900 | 250 | 2 | BBN00263951023000. | 10.333 | 12.159 | 17.017 |
| 900 | 300 | 1 | BBN00265951013000. | 6.101 | 7.180 | 10.044 |
| 900 | 300 | 2 | BBN00265951023000. | 10.587 | 12.459 | 17.431 |
| 900 | 400 | 1 | BBN00267951013000. | 7.522 | 8.851 | 12.392 |
| 900 | 400 | 2 | BBN00267951023000. | 12.745 | 14.998 | 20.996 |
| 1000 | 250 | 1 | BBN00263151013000. | 6.207 | 7.303 | 10.224 |
| 1000 | 250 | 2 | BBN00263151023000. | 10.832 | 12.744 | 17.843 |
| 1000 | 300 | 1 | BBN00265151013000. | 6.370 | 7.494 | 10.486 |
| 1000 | 300 | 2 | BBN00265151023000. | 11.106 | 13.066 | 18.286 |
| 1000 | 400 | 1 | BBN00267151013000. | 7.799 | 9.176 | 12.852 |
| 1000 | 400 | 2 | BBN00267151023000. | 13.281 | 15.626 | 21.878 |

LINGO SHELVING SYSTEM

SINGLE-SIDED - WOODEN BACK PANEL - ADJUSTABLE FEET - WITH OVERLAYING WOODEN TOP PLATE

Painted and veneered Lingo Shelving Systems are FSC-certified. Configurations with more than 2/3 bays are available.

H2120 mm

| Module mm | Shelf depth mm | No. of bays | Item no. | Melamine DKK | Painted DKK | Veneer DKK |
|-----------|----------------|-------------|--------------------|--------------|-------------|------------|
| 500 | 250 | 1 | BBN00273551013000. | 5.117 | 6.018 | 8.429 |
| 500 | 250 | 2 | BBN00273551023000. | 8.562 | 10.071 | 14.105 |
| 500 | 250 | 3 | BBN00273551033000. | 12.060 | 14.184 | 19.865 |
| 500 | 300 | 1 | BBN00275551013000. | 5.233 | 6.156 | 8.619 |
| 500 | 300 | 2 | BBN00275551023000. | 8.756 | 10.299 | 14.417 |
| 500 | 300 | 3 | BBN00275551033000. | 12.336 | 14.508 | 20.312 |
| 500 | 400 | 1 | BBN00277551013000. | 6.722 | 7.904 | 11.066 |
| 500 | 400 | 2 | BBN00277551023000. | 11.002 | 12.939 | 18.113 |
| 500 | 400 | 3 | BBN00277551033000. | 15.347 | 18.050 | 25.269 |
| 750 | 250 | 1 | BBN00273751013000. | 6.105 | 7.185 | 10.056 |
| 750 | 250 | 2 | BBN00273751023000. | 10.486 | 12.341 | 17.271 |
| 750 | 250 | 3 | BBN00273751033000. | 14.945 | 17.589 | 24.617 |
| 750 | 300 | 1 | BBN00275751013000. | 6.252 | 7.358 | 10.296 |
| 750 | 300 | 2 | BBN00275751023000. | 10.731 | 12.629 | 17.673 |
| 750 | 300 | 3 | BBN00275751033000. | 15.300 | 18.005 | 25.196 |
| 750 | 400 | 1 | BBN00277751013000. | 7.767 | 9.139 | 12.788 |
| 750 | 400 | 2 | BBN00277751023000. | 13.030 | 15.333 | 21.454 |
| 750 | 400 | 3 | BBN00277751033000. | 18.389 | 21.641 | 30.282 |
| 900 | 250 | 1 | BBN00273951013000. | 6.633 | 7.805 | 10.929 |
| 900 | 250 | 2 | BBN00273951023000. | 11.542 | 13.581 | 19.017 |
| 900 | 300 | 1 | BBN00275951013000. | 6.780 | 7.978 | 11.169 |
| 900 | 300 | 2 | BBN00275951023000. | 11.787 | 13.869 | 19.419 |
| 900 | 400 | 1 | BBN00277951013000. | 8.295 | 9.759 | 13.661 |
| 900 | 400 | 2 | BBN00277951023000. | 14.086 | 16.573 | 23.200 |
| 1000 | 250 | 1 | BBN00273151013000. | 6.921 | 8.145 | 11.403 |
| 1000 | 250 | 2 | BBN00273151023000. | 12.099 | 14.238 | 19.935 |
| 1000 | 300 | 1 | BBN00275151013000. | 7.078 | 8.328 | 11.657 |
| 1000 | 300 | 2 | BBN00275151023000. | 12.364 | 14.548 | 20.366 |
| 1000 | 400 | 1 | BBN00277151013000. | 8.601 | 10.120 | 14.167 |
| 1000 | 400 | 2 | BBN00277151023000. | 14.680 | 17.273 | 24.174 |

LINGO SHELVING SYSTEM

DOUBLE-SIDED - WOODEN BACK PANEL - ADJUSTABLE FEET - WITH OVERLAYING WOODEN TOP PLATE

Painted and veneered Lingo Shelving Systems are FSC-certified. Configurations with more than 2/3 bays are available.

H720 mm

| Module mm | Shelf depth mm | No. of bays | Item no. | Melamine DKK | Painted DKK | Veneer DKK |
|-----------|----------------|-------------|--------------------|--------------|-------------|------------|
| 500 | 250 | 1 | BBN00224551013000. | 3.144 | 3.696 | 5.174 |
| 500 | 250 | 2 | BBN00224551023000. | 5.215 | 6.131 | 8.586 |
| 500 | 250 | 3 | BBN00224551033000. | 7.369 | 8.663 | 12.135 |
| 500 | 300 | 1 | BBN00226551013000. | 3.799 | 4.468 | 6.259 |
| 500 | 300 | 2 | BBN00226551023000. | 6.226 | 7.321 | 10.257 |
| 500 | 300 | 3 | BBN00226551033000. | 8.744 | 10.281 | 14.405 |
| 500 | 400 | 1 | BBN00228551013000. | 4.971 | 5.846 | 8.188 |
| 500 | 400 | 2 | BBN00228551023000. | 8.009 | 9.421 | 13.193 |
| 500 | 400 | 3 | BBN00228551033000. | 11.148 | 13.112 | 18.364 |
| 750 | 250 | 1 | BBN00224751013000. | 3.804 | 4.477 | 6.267 |
| 750 | 250 | 2 | BBN00224751023000. | 6.457 | 7.596 | 10.639 |
| 750 | 250 | 3 | BBN00224751033000. | 9.229 | 10.858 | 15.210 |
| 750 | 300 | 1 | BBN00226751013000. | 4.507 | 5.300 | 7.425 |
| 750 | 300 | 2 | BBN00226751023000. | 7.547 | 8.879 | 12.440 |
| 750 | 300 | 3 | BBN00226751033000. | 10.727 | 12.619 | 17.681 |
| 750 | 400 | 1 | BBN00228751013000. | 5.721 | 6.731 | 9.427 |
| 750 | 400 | 2 | BBN00228751023000. | 9.410 | 11.073 | 15.509 |
| 750 | 400 | 3 | BBN00228751033000. | 13.251 | 15.592 | 21.836 |
| 900 | 250 | 1 | BBN00224951013000. | 4.000 | 4.706 | 6.586 |
| 900 | 250 | 2 | BBN00224951023000. | 6.849 | 8.054 | 11.277 |
| 900 | 300 | 1 | BBN00226951013000. | 4.703 | 5.529 | 7.744 |
| 900 | 300 | 2 | BBN00226951023000. | 7.939 | 9.337 | 13.078 |
| 900 | 400 | 1 | BBN00228951013000. | 5.917 | 6.960 | 9.746 |
| 900 | 400 | 2 | BBN00228951023000. | 9.802 | 11.531 | 16.147 |
| 1000 | 250 | 1 | BBN00224151013000. | 4.200 | 4.939 | 6.913 |
| 1000 | 250 | 2 | BBN00224151023000. | 7.217 | 8.491 | 11.885 |
| 1000 | 300 | 1 | BBN00226151013000. | 4.915 | 5.782 | 8.094 |
| 1000 | 300 | 2 | BBN00226151023000. | 8.336 | 9.807 | 13.731 |
| 1000 | 400 | 1 | BBN00228151013000. | 6.144 | 7.229 | 10.120 |
| 1000 | 400 | 2 | BBN00228151023000. | 10.225 | 12.031 | 16.845 |

LINGO SHELVING SYSTEM

DOUBLE-SIDED - WOODEN BACK PANEL - ADJUSTABLE FEET - WITH OVERLAYING WOODEN TOP PLATE

Painted and veneered Lingo Shelving Systems are FSC-certified. Configurations with more than 2/3 bays are available.

H920 mm

| Module mm | Shelf depth mm | No. of bays | Item no. | Melamine DKK | Painted DKK | Veneer DKK |
|-----------|----------------|-------------|--------------------|--------------|-------------|------------|
| 500 | 250 | 1 | BBN00234551013000. | 3.793 | 4.462 | 6.247 |
| 500 | 250 | 2 | BBN00234551023000. | 6.261 | 7.366 | 10.316 |
| 500 | 250 | 3 | BBN00234551033000. | 8.812 | 10.367 | 14.522 |
| 500 | 300 | 1 | BBN00236551013000. | 4.608 | 5.424 | 7.596 |
| 500 | 300 | 2 | BBN00236551023000. | 7.512 | 8.841 | 12.383 |
| 500 | 300 | 3 | BBN00236551033000. | 10.507 | 12.365 | 17.320 |
| 500 | 400 | 1 | BBN00238551013000. | 6.080 | 7.150 | 10.013 |
| 500 | 400 | 2 | BBN00238551023000. | 9.745 | 11.463 | 16.051 |
| 500 | 400 | 3 | BBN00238551033000. | 13.511 | 15.892 | 22.255 |
| 750 | 250 | 1 | BBN00234751013000. | 4.527 | 5.327 | 7.456 |
| 750 | 250 | 2 | BBN00234751023000. | 7.651 | 8.999 | 12.601 |
| 750 | 250 | 3 | BBN00234751033000. | 10.894 | 12.814 | 17.945 |
| 750 | 300 | 1 | BBN00236751013000. | 5.390 | 6.340 | 8.878 |
| 750 | 300 | 2 | BBN00236751023000. | 8.981 | 10.567 | 14.798 |
| 750 | 300 | 3 | BBN00236751033000. | 12.712 | 14.955 | 20.944 |
| 750 | 400 | 1 | BBN00238751013000. | 6.904 | 8.119 | 11.368 |
| 750 | 400 | 2 | BBN00238751023000. | 11.294 | 13.283 | 18.599 |
| 750 | 400 | 3 | BBN00238751033000. | 15.836 | 18.624 | 26.075 |
| 900 | 250 | 1 | BBN00234951013000. | 4.777 | 5.622 | 7.868 |
| 900 | 250 | 2 | BBN00234951023000. | 8.151 | 9.589 | 13.425 |
| 900 | 300 | 1 | BBN00236951013000. | 5.640 | 6.635 | 9.290 |
| 900 | 300 | 2 | BBN00236951023000. | 9.481 | 11.157 | 15.622 |
| 900 | 400 | 1 | BBN00238951013000. | 7.154 | 8.414 | 11.780 |
| 900 | 400 | 2 | BBN00238951023000. | 11.794 | 13.873 | 19.423 |
| 1000 | 250 | 1 | BBN00234151013000. | 4.995 | 5.874 | 8.221 |
| 1000 | 250 | 2 | BBN00234151023000. | 8.555 | 10.064 | 14.085 |
| 1000 | 300 | 1 | BBN00236151013000. | 5.870 | 6.907 | 9.666 |
| 1000 | 300 | 2 | BBN00236151023000. | 9.914 | 11.665 | 16.327 |
| 1000 | 400 | 1 | BBN00238151013000. | 7.399 | 8.702 | 12.180 |
| 1000 | 400 | 2 | BBN00238151023000. | 12.253 | 14.411 | 20.173 |

LINGO SHELVING SYSTEM

DOUBLE-SIDED - WOODEN BACK PANEL - ADJUSTABLE FEET - WITH OVERLAYING WOODEN TOP PLATE

Painted and veneered Lingo Shelving Systems are FSC-certified. Configurations with more than 2/3 bays are available.

H1220 mm

| Module mm | Shelf depth mm | No. of bays | Item no. | Melamine DKK | Painted DKK | Veneer DKK |
|-----------|----------------|-------------|--------------------|--------------|-------------|------------|
| 500 | 250 | 1 | BBN00244551013000. | 4.758 | 5.599 | 7.840 |
| 500 | 250 | 2 | BBN00244551023000. | 7.820 | 9.203 | 12.889 |
| 500 | 250 | 3 | BBN00244551033000. | 10.965 | 12.904 | 18.075 |
| 500 | 300 | 1 | BBN00246551013000. | 5.745 | 6.761 | 9.469 |
| 500 | 300 | 2 | BBN00246551023000. | 9.329 | 10.978 | 15.376 |
| 500 | 300 | 3 | BBN00246551033000. | 13.004 | 15.302 | 21.433 |
| 500 | 400 | 1 | BBN00248551013000. | 7.633 | 8.981 | 12.578 |
| 500 | 400 | 2 | BBN00248551023000. | 12.186 | 14.341 | 20.082 |
| 500 | 400 | 3 | BBN00248551033000. | 16.840 | 19.817 | 27.752 |
| 750 | 250 | 1 | BBN00244751013000. | 5.606 | 6.597 | 9.234 |
| 750 | 250 | 2 | BBN00244751023000. | 9.438 | 11.102 | 15.544 |
| 750 | 250 | 3 | BBN00244751033000. | 13.389 | 15.750 | 22.053 |
| 750 | 300 | 1 | BBN00246751013000. | 6.641 | 7.810 | 10.936 |
| 750 | 300 | 2 | BBN00246751023000. | 11.026 | 12.970 | 18.161 |
| 750 | 300 | 3 | BBN00246751033000. | 15.551 | 18.291 | 25.612 |
| 750 | 400 | 1 | BBN00248751013000. | 8.571 | 10.083 | 14.118 |
| 750 | 400 | 2 | BBN00248751023000. | 13.963 | 16.427 | 23.000 |
| 750 | 400 | 3 | BBN00248751033000. | 19.507 | 22.948 | 32.127 |
| 900 | 250 | 1 | BBN00244951013000. | 5.881 | 6.922 | 9.692 |
| 900 | 250 | 2 | BBN00244951023000. | 9.988 | 11.752 | 16.460 |
| 900 | 300 | 1 | BBN00246951013000. | 6.916 | 8.135 | 11.394 |
| 900 | 300 | 2 | BBN00246951023000. | 11.576 | 13.620 | 19.077 |
| 900 | 400 | 1 | BBN00248951013000. | 8.846 | 10.408 | 14.576 |
| 900 | 400 | 2 | BBN00248951023000. | 14.513 | 17.077 | 23.916 |
| 1000 | 250 | 1 | BBN00244151013000. | 6.183 | 7.273 | 10.183 |
| 1000 | 250 | 2 | BBN00244151023000. | 10.560 | 12.425 | 17.396 |
| 1000 | 300 | 1 | BBN00246151013000. | 7.230 | 8.506 | 11.908 |
| 1000 | 300 | 2 | BBN00246151023000. | 12.177 | 14.326 | 20.058 |
| 1000 | 400 | 1 | BBN00248151013000. | 9.175 | 10.795 | 15.114 |
| 1000 | 400 | 2 | BBN00248151023000. | 15.140 | 17.813 | 24.942 |

LINGO SHELVING SYSTEM

DOUBLE-SIDED - WOODEN BACK PANEL - ADJUSTABLE FEET - WITH OVERLAYING WOODEN TOP PLATE

Painted and veneered Lingo Shelving Systems are FSC-certified. Configurations with more than 2/3 bays are available.

H1520 mm

| Module mm | Shelf depth mm | No. of bays | Item no. | Melamine DKK | Painted DKK | Veneer DKK |
|-----------|----------------|-------------|--------------------|--------------|-------------|------------|
| 500 | 250 | 1 | BBN00254551013000. | 5.316 | 6.253 | 8.750 |
| 500 | 250 | 2 | BBN00254551023000. | 8.757 | 10.301 | 14.418 |
| 500 | 250 | 3 | BBN00254551033000. | 12.281 | 14.446 | 20.223 |
| 500 | 300 | 1 | BBN00256551013000. | 6.157 | 7.245 | 10.147 |
| 500 | 300 | 2 | BBN00256551023000. | 10.047 | 11.821 | 16.557 |
| 500 | 300 | 3 | BBN00256551033000. | 14.028 | 16.504 | 23.117 |
| 500 | 400 | 1 | BBN00258551013000. | 8.137 | 9.573 | 13.404 |
| 500 | 400 | 2 | BBN00258551023000. | 13.042 | 15.346 | 21.485 |
| 500 | 400 | 3 | BBN00258551033000. | 18.048 | 21.235 | 29.732 |
| 750 | 250 | 1 | BBN00254751013000. | 6.261 | 7.368 | 10.308 |
| 750 | 250 | 2 | BBN00254751023000. | 10.569 | 12.434 | 17.401 |
| 750 | 250 | 3 | BBN00254751033000. | 14.996 | 17.643 | 24.693 |
| 750 | 300 | 1 | BBN00256751013000. | 7.150 | 8.411 | 11.778 |
| 750 | 300 | 2 | BBN00256751023000. | 11.938 | 14.047 | 19.670 |
| 750 | 300 | 3 | BBN00256751033000. | 16.866 | 19.844 | 27.788 |
| 750 | 400 | 1 | BBN00258751013000. | 9.172 | 10.792 | 15.108 |
| 750 | 400 | 2 | BBN00258751023000. | 15.013 | 17.666 | 24.731 |
| 750 | 400 | 3 | BBN00258751033000. | 21.006 | 24.717 | 34.599 |
| 900 | 250 | 1 | BBN00254951013000. | 6.625 | 7.796 | 10.910 |
| 900 | 250 | 2 | BBN00254951023000. | 11.297 | 13.290 | 18.605 |
| 900 | 300 | 1 | BBN00256951013000. | 7.514 | 8.839 | 12.380 |
| 900 | 300 | 2 | BBN00256951023000. | 12.666 | 14.903 | 20.874 |
| 900 | 400 | 1 | BBN00258951013000. | 9.536 | 11.220 | 15.710 |
| 900 | 400 | 2 | BBN00258951023000. | 15.741 | 18.522 | 25.935 |
| 1000 | 250 | 1 | BBN00254151013000. | 6.944 | 8.168 | 11.428 |
| 1000 | 250 | 2 | BBN00254151023000. | 11.903 | 14.005 | 19.595 |
| 1000 | 300 | 1 | BBN00256151013000. | 7.845 | 9.231 | 12.921 |
| 1000 | 300 | 2 | BBN00256151023000. | 13.301 | 15.651 | 21.909 |
| 1000 | 400 | 1 | BBN00258151013000. | 9.882 | 11.628 | 16.275 |
| 1000 | 400 | 2 | BBN00258151023000. | 16.402 | 19.300 | 27.015 |

LINGO SHELVING SYSTEM

DOUBLE-SIDED - WOODEN BACK PANEL - ADJUSTABLE FEET - WITH OVERLAYING WOODEN TOP PLATE

Painted and veneered Lingo Shelving Systems are FSC-certified. Configurations with more than 2/3 bays are available.

H1820 mm

| Module mm | Shelf depth mm | No. of bays | Item no. | Melamine DKK | Painted DKK | Veneer DKK |
|-----------|----------------|-------------|--------------------|--------------|-------------|------------|
| 500 | 250 | 1 | BBN00264551013000. | 6.105 | 7.183 | 10.057 |
| 500 | 250 | 2 | BBN00264551023000. | 10.028 | 11.799 | 16.521 |
| 500 | 250 | 3 | BBN00264551033000. | 14.034 | 16.512 | 23.122 |
| 500 | 300 | 1 | BBN00266551013000. | 7.090 | 8.345 | 11.678 |
| 500 | 300 | 2 | BBN00266551023000. | 11.534 | 13.574 | 18.996 |
| 500 | 300 | 3 | BBN00266551033000. | 16.069 | 18.910 | 26.464 |
| 500 | 400 | 1 | BBN00268551013000. | 9.424 | 11.087 | 15.525 |
| 500 | 400 | 2 | BBN00268551023000. | 15.060 | 17.720 | 24.809 |
| 500 | 400 | 3 | BBN00268551033000. | 20.797 | 24.469 | 34.259 |
| 750 | 250 | 1 | BBN00264751013000. | 7.136 | 8.398 | 11.760 |
| 750 | 250 | 2 | BBN00264751023000. | 12.012 | 14.132 | 19.794 |
| 750 | 250 | 3 | BBN00264751033000. | 17.007 | 20.009 | 28.027 |
| 750 | 300 | 1 | BBN00266751013000. | 8.169 | 9.611 | 13.454 |
| 750 | 300 | 2 | BBN00266751023000. | 13.597 | 16.000 | 22.399 |
| 750 | 300 | 3 | BBN00266751033000. | 19.165 | 22.550 | 31.570 |
| 750 | 400 | 1 | BBN00268751013000. | 10.545 | 12.406 | 17.374 |
| 750 | 400 | 2 | BBN00268751023000. | 17.203 | 20.240 | 28.345 |
| 750 | 400 | 3 | BBN00268751033000. | 24.013 | 28.251 | 39.561 |
| 900 | 250 | 1 | BBN00264951013000. | 7.595 | 8.940 | 12.515 |
| 900 | 250 | 2 | BBN00264951023000. | 12.930 | 15.216 | 21.304 |
| 900 | 300 | 1 | BBN00266951013000. | 8.628 | 10.153 | 14.209 |
| 900 | 300 | 2 | BBN00266951023000. | 14.515 | 17.084 | 23.909 |
| 900 | 400 | 1 | BBN00268951013000. | 11.004 | 12.948 | 18.129 |
| 900 | 400 | 2 | BBN00268951023000. | 18.121 | 21.324 | 29.855 |
| 1000 | 250 | 1 | BBN00264151013000. | 7.902 | 9.296 | 13.019 |
| 1000 | 250 | 2 | BBN00264151023000. | 13.512 | 15.899 | 22.266 |
| 1000 | 300 | 1 | BBN00266151013000. | 8.947 | 10.529 | 14.736 |
| 1000 | 300 | 2 | BBN00266151023000. | 15.126 | 17.800 | 24.916 |
| 1000 | 400 | 1 | BBN00268151013000. | 11.338 | 13.340 | 18.680 |
| 1000 | 400 | 2 | BBN00268151023000. | 18.758 | 22.070 | 30.907 |

LINGO SHELVING SYSTEM

DOUBLE-SIDED - WOODEN BACK PANEL - ADJUSTABLE FEET - WITH OVERLAYING WOODEN TOP PLATE

Painted and veneered Lingo Shelving Systems are FSC-certified. Configurations with more than 2/3 bays are available.

H2120 mm

| Module mm | Shelf depth mm | No. of bays | Item no. | Melamine DKK | Painted DKK | Veneer DKK |
|-----------|----------------|-------------|--------------------|--------------|-------------|------------|
| 500 | 250 | 1 | BBN00274551013000. | 6.826 | 8.027 | 11.241 |
| 500 | 250 | 2 | BBN00274551023000. | 11.208 | 13.180 | 18.460 |
| 500 | 250 | 3 | BBN00274551033000. | 15.673 | 18.430 | 25.816 |
| 500 | 300 | 1 | BBN00276551013000. | 8.019 | 9.435 | 13.210 |
| 500 | 300 | 2 | BBN00276551023000. | 13.026 | 15.324 | 21.457 |
| 500 | 300 | 3 | BBN00276551033000. | 18.124 | 21.320 | 29.854 |
| 500 | 400 | 1 | BBN00278551013000. | 10.691 | 12.571 | 17.605 |
| 500 | 400 | 2 | BBN00278551023000. | 17.059 | 20.061 | 28.092 |
| 500 | 400 | 3 | BBN00278551033000. | 23.528 | 27.667 | 38.745 |
| 750 | 250 | 1 | BBN00274751013000. | 7.954 | 9.360 | 13.101 |
| 750 | 250 | 2 | BBN00274751023000. | 13.386 | 15.749 | 22.047 |
| 750 | 250 | 3 | BBN00274751033000. | 18.937 | 22.281 | 31.192 |
| 750 | 300 | 1 | BBN00276751013000. | 9.195 | 10.819 | 15.143 |
| 750 | 300 | 2 | BBN00276751023000. | 15.283 | 17.986 | 25.174 |
| 750 | 300 | 3 | BBN00276751033000. | 21.511 | 25.314 | 35.431 |
| 750 | 400 | 1 | BBN00278751013000. | 11.909 | 14.008 | 19.611 |
| 750 | 400 | 2 | BBN00278751023000. | 19.396 | 22.817 | 31.942 |
| 750 | 400 | 3 | BBN00278751033000. | 27.035 | 31.803 | 44.518 |
| 900 | 250 | 1 | BBN00274951013000. | 8.482 | 9.980 | 13.974 |
| 900 | 250 | 2 | BBN00274951023000. | 14.442 | 16.989 | 23.793 |
| 900 | 300 | 1 | BBN00276951013000. | 9.723 | 11.439 | 16.016 |
| 900 | 300 | 2 | BBN00276951023000. | 16.339 | 19.226 | 26.920 |
| 900 | 400 | 1 | BBN00278951013000. | 12.437 | 14.628 | 20.484 |
| 900 | 400 | 2 | BBN00278951023000. | 20.452 | 24.057 | 33.688 |
| 1000 | 250 | 1 | BBN00274151013000. | 8.818 | 10.372 | 14.524 |
| 1000 | 250 | 2 | BBN00274151023000. | 15.082 | 17.744 | 24.847 |
| 1000 | 300 | 1 | BBN00276151013000. | 10.071 | 11.851 | 16.589 |
| 1000 | 300 | 2 | BBN00276151023000. | 17.008 | 20.014 | 28.019 |
| 1000 | 400 | 1 | BBN00278151013000. | 12.800 | 15.056 | 21.081 |
| 1000 | 400 | 2 | BBN00278151023000. | 21.147 | 24.875 | 34.832 |

LINGO SHELVING SYSTEM

BBN002 - CROSS BRACE - ADJUSTABLE FEET - WITH OVERLAYING WOODEN TOP PLATE

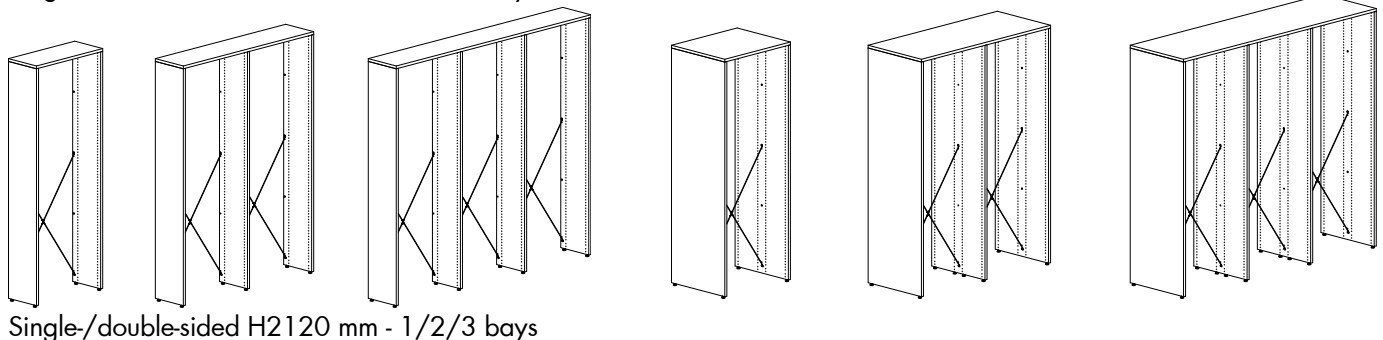
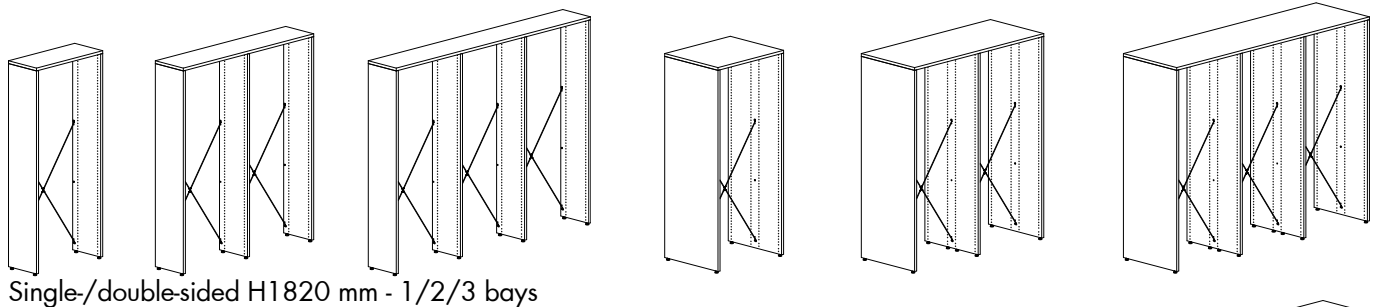
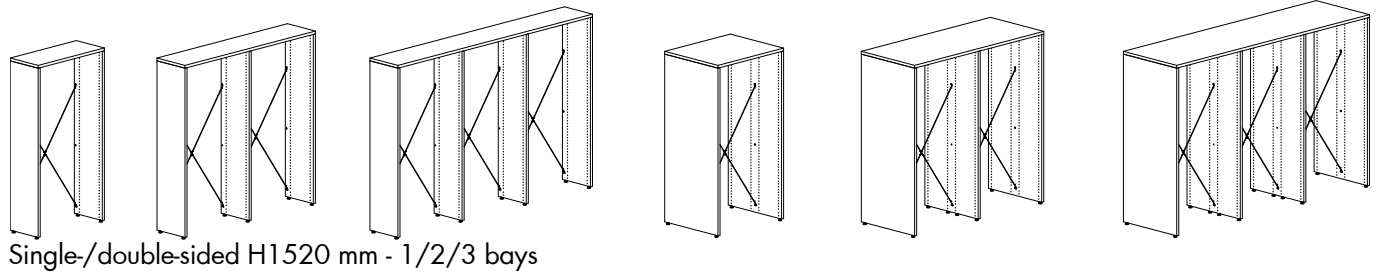
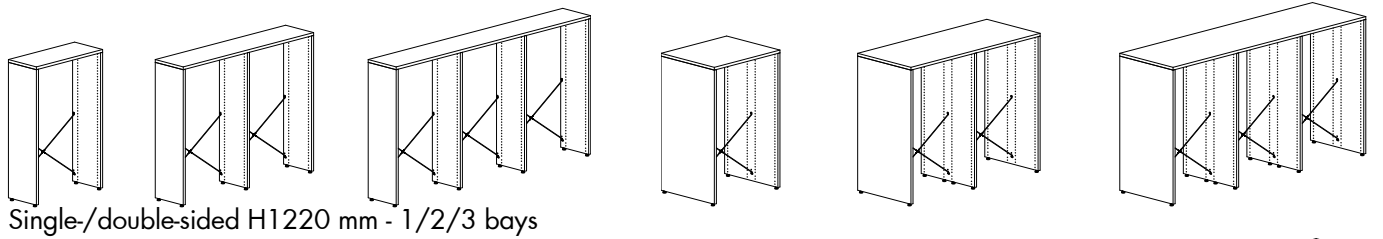
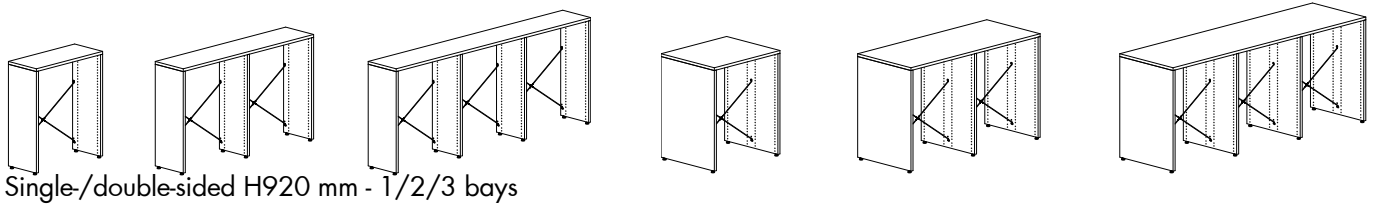
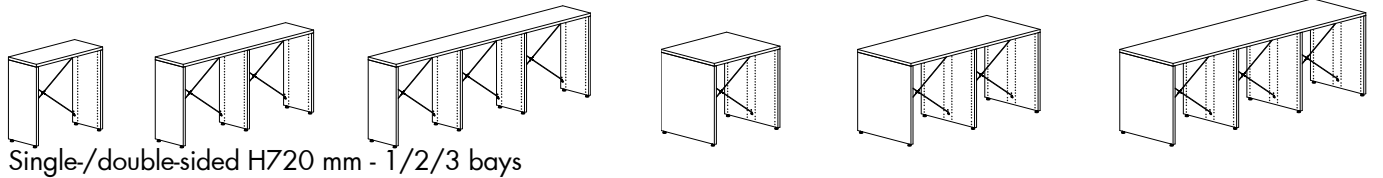


LINGO SHELVING SYSTEM

BBN002 - CROSS BRACE - ADJUSTABLE FEET - WITH OVERLAYING WOODEN TOP PLATE

Shelving system with wooden panels, cross brace and overlaying top plate.
 Middle shelf must be screwed into panels for bays above H1220 mm.
 For configurations with more than 3 bays, please contact Customer Service.

- Prices based on steel price group 1 and wooden price group A (see Design Options pages 6-9).
- For shelves see page 144 & 166.
- For accessories see page 186.



LINGO SHELVING SYSTEM

SINGLE-SIDED - CROSS BRACE - ADJUSTABLE FEET - WITH OVERLAYING WOODEN TOP PLATE

Painted and veneered Lingo Shelving Systems are FSC-certified. Configurations with more than 2/3 bays are available.

H720 mm

| Module mm | Shelf depth mm | No. of bays | Item no. | Melamine DKK | Painted DKK | Veneer DKK |
|-----------|----------------|-------------|--------------------|--------------|-------------|------------|
| 500 | 250 | 1 | BBN00223551019000. | 1.932 | 2.245 | 3.079 |
| 500 | 250 | 2 | BBN00223551029000. | 3.137 | 3.636 | 4.960 |
| 500 | 250 | 3 | BBN00223551039000. | 4.395 | 5.087 | 6.925 |
| 500 | 300 | 1 | BBN00225551019000. | 2.170 | 2.523 | 3.469 |
| 500 | 300 | 2 | BBN00225551029000. | 3.514 | 4.074 | 5.572 |
| 500 | 300 | 3 | BBN00225551039000. | 4.915 | 5.691 | 7.772 |
| 500 | 400 | 1 | BBN00227551019000. | 2.737 | 3.189 | 4.400 |
| 500 | 400 | 2 | BBN00227551029000. | 4.377 | 5.091 | 6.994 |
| 500 | 400 | 3 | BBN00227551039000. | 6.082 | 7.069 | 9.697 |
| 750 | 250 | 1 | BBN00223751019000. | 2.192 | 2.552 | 3.507 |
| 750 | 250 | 2 | BBN00223751029000. | 3.605 | 4.186 | 5.728 |
| 750 | 250 | 3 | BBN00223751039000. | 5.096 | 5.912 | 8.080 |
| 750 | 300 | 1 | BBN00225751019000. | 2.461 | 2.865 | 3.947 |
| 750 | 300 | 2 | BBN00225751029000. | 4.033 | 4.684 | 6.430 |
| 750 | 300 | 3 | BBN00225751039000. | 5.695 | 6.608 | 9.059 |
| 750 | 400 | 1 | BBN00227751019000. | 3.054 | 3.564 | 4.923 |
| 750 | 400 | 2 | BBN00227751029000. | 4.949 | 5.765 | 7.937 |
| 750 | 400 | 3 | BBN00227751039000. | 6.940 | 8.080 | 11.113 |
| 900 | 250 | 1 | BBN00223951019000. | 2.192 | 2.552 | 3.507 |
| 900 | 250 | 2 | BBN00223951029000. | 3.605 | 4.186 | 5.728 |
| 900 | 300 | 1 | BBN00225951019000. | 2.461 | 2.865 | 3.947 |
| 900 | 300 | 2 | BBN00225951029000. | 4.033 | 4.684 | 6.430 |
| 900 | 400 | 1 | BBN00227951019000. | 3.054 | 3.564 | 4.923 |
| 900 | 400 | 2 | BBN00227951029000. | 4.949 | 5.765 | 7.937 |
| 1000 | 250 | 1 | BBN00223151019000. | 2.279 | 2.655 | 3.651 |
| 1000 | 250 | 2 | BBN00223151029000. | 3.760 | 4.369 | 5.986 |
| 1000 | 300 | 1 | BBN00225151019000. | 2.558 | 2.978 | 4.105 |
| 1000 | 300 | 2 | BBN00225151029000. | 4.208 | 4.889 | 6.717 |
| 1000 | 400 | 1 | BBN00227151019000. | 3.159 | 3.688 | 5.099 |
| 1000 | 400 | 2 | BBN00227151029000. | 5.141 | 5.991 | 8.251 |

LINGO SHELVING SYSTEM

SINGLE-SIDED - CROSS BRACE - ADJUSTABLE FEET - WITH OVERLAYING WOODEN TOP PLATE

Painted and veneered Lingo Shelving Systems are FSC-certified. Configurations with more than 2/3 bays are available.

H920 mm

| Module mm | Shelf depth mm | No. of bays | Item no. | Melamine DKK | Painted DKK | Veneer DKK |
|-----------|----------------|-------------|--------------------|--------------|-------------|------------|
| 500 | 250 | 1 | BBN00233551019000. | 2.282 | 2.655 | 3.647 |
| 500 | 250 | 2 | BBN00233551029000. | 3.662 | 4.251 | 5.812 |
| 500 | 250 | 3 | BBN00233551039000. | 5.095 | 5.907 | 8.061 |
| 500 | 300 | 1 | BBN00235551019000. | 2.568 | 2.991 | 4.125 |
| 500 | 300 | 2 | BBN00235551029000. | 4.111 | 4.776 | 6.556 |
| 500 | 300 | 3 | BBN00235551039000. | 5.711 | 6.627 | 9.084 |
| 500 | 400 | 1 | BBN00237551019000. | 3.275 | 3.819 | 5.284 |
| 500 | 400 | 2 | BBN00237551029000. | 5.184 | 6.036 | 8.320 |
| 500 | 400 | 3 | BBN00237551039000. | 7.158 | 8.329 | 11.465 |
| 750 | 250 | 1 | BBN00233751019000. | 2.542 | 2.962 | 4.075 |
| 750 | 250 | 2 | BBN00233751029000. | 4.130 | 4.801 | 6.580 |
| 750 | 250 | 3 | BBN00233751039000. | 5.796 | 6.732 | 9.216 |
| 750 | 300 | 1 | BBN00235751019000. | 2.859 | 3.333 | 4.603 |
| 750 | 300 | 2 | BBN00235751029000. | 4.630 | 5.386 | 7.414 |
| 750 | 300 | 3 | BBN00235751039000. | 6.491 | 7.544 | 10.371 |
| 750 | 400 | 1 | BBN00237751019000. | 3.592 | 4.194 | 5.807 |
| 750 | 400 | 2 | BBN00237751029000. | 5.756 | 6.710 | 9.263 |
| 750 | 400 | 3 | BBN00237751039000. | 8.016 | 9.340 | 12.881 |
| 900 | 250 | 1 | BBN00233951019000. | 2.542 | 2.962 | 4.075 |
| 900 | 250 | 2 | BBN00233951029000. | 4.130 | 4.801 | 6.580 |
| 900 | 300 | 1 | BBN00235951019000. | 2.859 | 3.333 | 4.603 |
| 900 | 300 | 2 | BBN00235951029000. | 4.630 | 5.386 | 7.414 |
| 900 | 400 | 1 | BBN00237951019000. | 3.592 | 4.194 | 5.807 |
| 900 | 400 | 2 | BBN00237951029000. | 5.756 | 6.710 | 9.263 |
| 1000 | 250 | 1 | BBN00233151019000. | 2.629 | 3.065 | 4.219 |
| 1000 | 250 | 2 | BBN00233151029000. | 4.285 | 4.984 | 6.838 |
| 1000 | 300 | 1 | BBN00235151019000. | 2.956 | 3.446 | 4.761 |
| 1000 | 300 | 2 | BBN00235151029000. | 4.805 | 5.591 | 7.701 |
| 1000 | 400 | 1 | BBN00237151019000. | 3.697 | 4.318 | 5.983 |
| 1000 | 400 | 2 | BBN00237151029000. | 5.948 | 6.936 | 9.577 |

LINGO SHELVING SYSTEM

SINGLE-SIDED - CROSS BRACE - ADJUSTABLE FEET - WITH OVERLAYING WOODEN TOP PLATE

Painted and veneered Lingo Shelving Systems are FSC-certified. Configurations with more than 2/3 bays are available.

H1220 mm

| Module mm | Shelf depth mm | No. of bays | Item no. | Melamine DKK | Painted DKK | Veneer DKK |
|-----------|----------------|-------------|--------------------|--------------|-------------|------------|
| 500 | 250 | 1 | BBN00243551019000. | 2.798 | 3.259 | 4.501 |
| 500 | 250 | 2 | BBN00243551029000. | 4.436 | 5.157 | 7.093 |
| 500 | 250 | 3 | BBN00243551039000. | 6.127 | 7.115 | 9.769 |
| 500 | 300 | 1 | BBN00245551019000. | 2.946 | 3.437 | 4.743 |
| 500 | 300 | 2 | BBN00245551029000. | 4.678 | 5.445 | 7.483 |
| 500 | 300 | 3 | BBN00245551039000. | 6.467 | 7.519 | 10.320 |
| 500 | 400 | 1 | BBN00247551019000. | 3.999 | 4.673 | 6.476 |
| 500 | 400 | 2 | BBN00247551029000. | 6.270 | 7.317 | 10.108 |
| 500 | 400 | 3 | BBN00247551039000. | 8.606 | 10.037 | 13.849 |
| 750 | 250 | 1 | BBN00243751019000. | 3.058 | 3.566 | 4.929 |
| 750 | 250 | 2 | BBN00243751029000. | 4.904 | 5.707 | 7.861 |
| 750 | 250 | 3 | BBN00243751039000. | 6.828 | 7.940 | 10.924 |
| 750 | 300 | 1 | BBN00245751019000. | 3.237 | 3.779 | 5.221 |
| 750 | 300 | 2 | BBN00245751029000. | 5.197 | 6.055 | 8.341 |
| 750 | 300 | 3 | BBN00245751039000. | 7.247 | 8.436 | 11.607 |
| 750 | 400 | 1 | BBN00247751019000. | 4.316 | 5.048 | 6.999 |
| 750 | 400 | 2 | BBN00247751029000. | 6.842 | 7.991 | 11.051 |
| 750 | 400 | 3 | BBN00247751039000. | 9.464 | 11.048 | 15.265 |
| 900 | 250 | 1 | BBN00243951019000. | 3.058 | 3.566 | 4.929 |
| 900 | 250 | 2 | BBN00243951029000. | 4.904 | 5.707 | 7.861 |
| 900 | 300 | 1 | BBN00245951019000. | 3.237 | 3.779 | 5.221 |
| 900 | 300 | 2 | BBN00245951029000. | 5.197 | 6.055 | 8.341 |
| 900 | 400 | 1 | BBN00247951019000. | 4.316 | 5.048 | 6.999 |
| 900 | 400 | 2 | BBN00247951029000. | 6.842 | 7.991 | 11.051 |
| 1000 | 250 | 1 | BBN00243151019000. | 3.145 | 3.669 | 5.073 |
| 1000 | 250 | 2 | BBN00243151029000. | 5.059 | 5.890 | 8.119 |
| 1000 | 300 | 1 | BBN00245151019000. | 3.334 | 3.892 | 5.379 |
| 1000 | 300 | 2 | BBN00245151029000. | 5.372 | 6.260 | 8.628 |
| 1000 | 400 | 1 | BBN00247151019000. | 4.421 | 5.172 | 7.175 |
| 1000 | 400 | 2 | BBN00247151029000. | 7.034 | 8.217 | 11.365 |

LINGO SHELVING SYSTEM

SINGLE-SIDED - CROSS BRACE - ADJUSTABLE FEET - WITH OVERLAYING WOODEN TOP PLATE

Painted and veneered Lingo Shelving Systems are FSC-certified. Configurations with more than 2/3 bays are available.

H1520 mm

| Module mm | Shelf depth mm | No. of bays | Item no. | Melamine DKK | Painted DKK | Veneer DKK |
|-----------|----------------|-------------|--------------------|--------------|-------------|------------|
| 500 | 250 | 1 | BBN00253551019000. | 3.086 | 3.601 | 4.975 |
| 500 | 250 | 2 | BBN00253551029000. | 4.868 | 5.670 | 7.804 |
| 500 | 250 | 3 | BBN00253551039000. | 6.703 | 7.799 | 10.717 |
| 500 | 300 | 1 | BBN00255551019000. | 3.232 | 3.777 | 5.215 |
| 500 | 300 | 2 | BBN00255551029000. | 5.107 | 5.955 | 8.191 |
| 500 | 300 | 3 | BBN00255551039000. | 7.039 | 8.199 | 11.264 |
| 500 | 400 | 1 | BBN00257551019000. | 4.487 | 5.247 | 7.276 |
| 500 | 400 | 2 | BBN00257551029000. | 7.002 | 8.178 | 11.308 |
| 500 | 400 | 3 | BBN00257551039000. | 9.582 | 11.185 | 15.449 |
| 750 | 250 | 1 | BBN00253751019000. | 3.346 | 3.908 | 5.403 |
| 750 | 250 | 2 | BBN00253751029000. | 5.336 | 6.220 | 8.572 |
| 750 | 250 | 3 | BBN00253751039000. | 7.404 | 8.624 | 11.872 |
| 750 | 300 | 1 | BBN00255751019000. | 3.523 | 4.119 | 5.693 |
| 750 | 300 | 2 | BBN00255751029000. | 5.626 | 6.565 | 9.049 |
| 750 | 300 | 3 | BBN00255751039000. | 7.819 | 9.116 | 12.551 |
| 750 | 400 | 1 | BBN00257751019000. | 4.804 | 5.622 | 7.799 |
| 750 | 400 | 2 | BBN00257751029000. | 7.574 | 8.852 | 12.251 |
| 750 | 400 | 3 | BBN00257751039000. | 10.440 | 12.196 | 16.865 |
| 900 | 250 | 1 | BBN00253951019000. | 3.346 | 3.908 | 5.403 |
| 900 | 250 | 2 | BBN00253951029000. | 5.336 | 6.220 | 8.572 |
| 900 | 300 | 1 | BBN00255951019000. | 3.523 | 4.119 | 5.693 |
| 900 | 300 | 2 | BBN00255951029000. | 5.626 | 6.565 | 9.049 |
| 900 | 400 | 1 | BBN00257951019000. | 4.804 | 5.622 | 7.799 |
| 900 | 400 | 2 | BBN00257951029000. | 7.574 | 8.852 | 12.251 |
| 1000 | 250 | 1 | BBN00253151019000. | 3.433 | 4.011 | 5.547 |
| 1000 | 250 | 2 | BBN00253151029000. | 5.491 | 6.403 | 8.830 |
| 1000 | 300 | 1 | BBN00255151019000. | 3.620 | 4.232 | 5.851 |
| 1000 | 300 | 2 | BBN00255151029000. | 5.801 | 6.770 | 9.336 |
| 1000 | 400 | 1 | BBN00257151019000. | 4.909 | 5.746 | 7.975 |
| 1000 | 400 | 2 | BBN00257151029000. | 7.766 | 9.078 | 12.565 |

LINGO SHELVING SYSTEM

SINGLE-SIDED - CROSS BRACE - ADJUSTABLE FEET - WITH OVERLAYING WOODEN TOP PLATE

Painted and veneered Lingo Shelving Systems are FSC-certified. Configurations with more than 2/3 bays are available.

H1820 mm

| Module mm | Shelf depth mm | No. of bays | Item no. | Melamine DKK | Painted DKK | Veneer DKK |
|-----------|----------------|-------------|--------------------|--------------|-------------|------------|
| 500 | 250 | 1 | BBN00263551019000. | 3.500 | 4.087 | 5.657 |
| 500 | 250 | 2 | BBN00263551029000. | 5.489 | 6.399 | 8.827 |
| 500 | 250 | 3 | BBN00263551039000. | 7.531 | 8.771 | 12.081 |
| 500 | 300 | 1 | BBN00265551019000. | 3.622 | 4.233 | 5.855 |
| 500 | 300 | 2 | BBN00265551029000. | 5.692 | 6.639 | 9.151 |
| 500 | 300 | 3 | BBN00265551039000. | 7.819 | 9.111 | 12.544 |
| 500 | 400 | 1 | BBN00267551019000. | 5.017 | 5.871 | 8.158 |
| 500 | 400 | 2 | BBN00267551029000. | 7.797 | 9.114 | 12.631 |
| 500 | 400 | 3 | BBN00267551039000. | 10.642 | 12.433 | 17.213 |
| 750 | 250 | 1 | BBN00263751019000. | 3.760 | 4.394 | 6.085 |
| 750 | 250 | 2 | BBN00263751029000. | 5.957 | 6.949 | 9.595 |
| 750 | 250 | 3 | BBN00263751039000. | 8.232 | 9.596 | 13.236 |
| 750 | 300 | 1 | BBN00265751019000. | 3.913 | 4.575 | 6.333 |
| 750 | 300 | 2 | BBN00265751029000. | 6.211 | 7.249 | 10.009 |
| 750 | 300 | 3 | BBN00265751039000. | 8.599 | 10.028 | 13.831 |
| 750 | 400 | 1 | BBN00267751019000. | 5.334 | 6.246 | 8.681 |
| 750 | 400 | 2 | BBN00267751029000. | 8.369 | 9.788 | 13.574 |
| 750 | 400 | 3 | BBN00267751039000. | 11.500 | 13.444 | 18.629 |
| 900 | 250 | 1 | BBN00263951019000. | 3.760 | 4.394 | 6.085 |
| 900 | 250 | 2 | BBN00263951029000. | 5.957 | 6.949 | 9.595 |
| 900 | 300 | 1 | BBN00265951019000. | 3.913 | 4.575 | 6.333 |
| 900 | 300 | 2 | BBN00265951029000. | 6.211 | 7.249 | 10.009 |
| 900 | 400 | 1 | BBN00267951019000. | 5.334 | 6.246 | 8.681 |
| 900 | 400 | 2 | BBN00267951029000. | 8.369 | 9.788 | 13.574 |
| 1000 | 250 | 1 | BBN00263151019000. | 3.847 | 4.497 | 6.229 |
| 1000 | 250 | 2 | BBN00263151029000. | 6.112 | 7.132 | 9.853 |
| 1000 | 300 | 1 | BBN00265151019000. | 4.010 | 4.688 | 6.491 |
| 1000 | 300 | 2 | BBN00265151029000. | 6.386 | 7.454 | 10.296 |
| 1000 | 400 | 1 | BBN00267151019000. | 5.439 | 6.370 | 8.857 |
| 1000 | 400 | 2 | BBN00267151029000. | 8.561 | 10.014 | 13.888 |

LINGO SHELVING SYSTEM

SINGLE-SIDED - CROSS BRACE - ADJUSTABLE FEET - WITH OVERLAYING WOODEN TOP PLATE

Painted and veneered Lingo Shelving Systems are FSC-certified. Configurations with more than 2/3 bays are available.

H2120 mm

| Module mm | Shelf depth mm | No. of bays | Item no. | Melamine DKK | Painted DKK | Veneer DKK |
|-----------|----------------|-------------|--------------------|--------------|-------------|------------|
| 500 | 250 | 1 | BBN00273551019000. | 3.822 | 4.467 | 6.189 |
| 500 | 250 | 2 | BBN00273551029000. | 5.972 | 6.969 | 9.625 |
| 500 | 250 | 3 | BBN00273551039000. | 8.175 | 9.531 | 13.145 |
| 500 | 300 | 1 | BBN00275551019000. | 3.938 | 4.605 | 6.379 |
| 500 | 300 | 2 | BBN00275551029000. | 6.166 | 7.197 | 9.937 |
| 500 | 300 | 3 | BBN00275551039000. | 8.451 | 9.855 | 13.592 |
| 500 | 400 | 1 | BBN00277551019000. | 5.427 | 6.353 | 8.826 |
| 500 | 400 | 2 | BBN00277551029000. | 8.412 | 9.837 | 13.633 |
| 500 | 400 | 3 | BBN00277551039000. | 11.462 | 13.397 | 18.549 |
| 750 | 250 | 1 | BBN00273751019000. | 4.082 | 4.774 | 6.617 |
| 750 | 250 | 2 | BBN00273751029000. | 6.440 | 7.519 | 10.393 |
| 750 | 250 | 3 | BBN00273751039000. | 8.876 | 10.356 | 14.300 |
| 750 | 300 | 1 | BBN00275751019000. | 4.229 | 4.947 | 6.857 |
| 750 | 300 | 2 | BBN00275751029000. | 6.685 | 7.807 | 10.795 |
| 750 | 300 | 3 | BBN00275751039000. | 9.231 | 10.772 | 14.879 |
| 750 | 400 | 1 | BBN00277751019000. | 5.744 | 6.728 | 9.349 |
| 750 | 400 | 2 | BBN00277751029000. | 8.984 | 10.511 | 14.576 |
| 750 | 400 | 3 | BBN00277751039000. | 12.320 | 14.408 | 19.965 |
| 900 | 250 | 1 | BBN00273951019000. | 4.082 | 4.774 | 6.617 |
| 900 | 250 | 2 | BBN00273951029000. | 6.440 | 7.519 | 10.393 |
| 900 | 300 | 1 | BBN00275951019000. | 4.229 | 4.947 | 6.857 |
| 900 | 300 | 2 | BBN00275951029000. | 6.685 | 7.807 | 10.795 |
| 900 | 400 | 1 | BBN00277951019000. | 5.744 | 6.728 | 9.349 |
| 900 | 400 | 2 | BBN00277951029000. | 8.984 | 10.511 | 14.576 |
| 1000 | 250 | 1 | BBN00273151019000. | 4.169 | 4.877 | 6.761 |
| 1000 | 250 | 2 | BBN00273151029000. | 6.595 | 7.702 | 10.651 |
| 1000 | 300 | 1 | BBN00275151019000. | 4.326 | 5.060 | 7.015 |
| 1000 | 300 | 2 | BBN00275151029000. | 6.860 | 8.012 | 11.082 |
| 1000 | 400 | 1 | BBN00277151019000. | 5.849 | 6.852 | 9.525 |
| 1000 | 400 | 2 | BBN00277151029000. | 9.176 | 10.737 | 14.890 |

LINGO SHELVING SYSTEM

DOUBLE-SIDED - CROSS BRACE - ADJUSTABLE FEET - WITH OVERLAYING WOODEN TOP PLATE

Painted and veneered Lingo Shelving Systems are FSC-certified. Configurations with more than 2/3 bays are available.

H720 mm

| Module mm | Shelf depth mm | No. of bays | Item no. | Melamine DKK | Painted DKK | Veneer DKK |
|-----------|----------------|-------------|--------------------|--------------|-------------|------------|
| 500 | 250 | 1 | BBN00224551019000. | 2.789 | 3.250 | 4.481 |
| 500 | 250 | 2 | BBN00224551029000. | 4.505 | 5.239 | 7.200 |
| 500 | 250 | 3 | BBN00224551039000. | 6.304 | 7.325 | 10.056 |
| 500 | 300 | 1 | BBN00226551019000. | 3.444 | 4.022 | 5.566 |
| 500 | 300 | 2 | BBN00226551029000. | 5.516 | 6.429 | 8.871 |
| 500 | 300 | 3 | BBN00226551039000. | 7.679 | 8.943 | 12.326 |
| 500 | 400 | 1 | BBN00228551019000. | 4.616 | 5.400 | 7.495 |
| 500 | 400 | 2 | BBN00228551029000. | 7.299 | 8.529 | 11.807 |
| 500 | 400 | 3 | BBN00228551039000. | 10.083 | 11.774 | 16.285 |
| 750 | 250 | 1 | BBN00224751019000. | 3.189 | 3.723 | 5.142 |
| 750 | 250 | 2 | BBN00224751029000. | 5.227 | 6.088 | 8.389 |
| 750 | 250 | 3 | BBN00224751039000. | 7.384 | 8.596 | 11.835 |
| 750 | 300 | 1 | BBN00226751019000. | 3.892 | 4.546 | 6.300 |
| 750 | 300 | 2 | BBN00226751029000. | 6.317 | 7.371 | 10.190 |
| 750 | 300 | 3 | BBN00226751039000. | 8.882 | 10.357 | 14.306 |
| 750 | 400 | 1 | BBN00228751019000. | 5.106 | 5.977 | 8.302 |
| 750 | 400 | 2 | BBN00228751029000. | 8.180 | 9.565 | 13.259 |
| 750 | 400 | 3 | BBN00228751039000. | 11.406 | 13.330 | 18.461 |
| 900 | 250 | 1 | BBN00224951019000. | 3.189 | 3.723 | 5.142 |
| 900 | 250 | 2 | BBN00224951029000. | 5.227 | 6.088 | 8.389 |
| 900 | 300 | 1 | BBN00226951019000. | 3.892 | 4.546 | 6.300 |
| 900 | 300 | 2 | BBN00226951029000. | 6.317 | 7.371 | 10.190 |
| 900 | 400 | 1 | BBN00228951019000. | 5.106 | 5.977 | 8.302 |
| 900 | 400 | 2 | BBN00228951029000. | 8.180 | 9.565 | 13.259 |
| 1000 | 250 | 1 | BBN00224151019000. | 3.324 | 3.878 | 5.362 |
| 1000 | 250 | 2 | BBN00224151029000. | 5.465 | 6.369 | 8.783 |
| 1000 | 300 | 1 | BBN00226151019000. | 4.039 | 4.721 | 6.543 |
| 1000 | 300 | 2 | BBN00226151029000. | 6.584 | 7.685 | 10.629 |
| 1000 | 400 | 1 | BBN00228151019000. | 5.268 | 6.168 | 8.569 |
| 1000 | 400 | 2 | BBN00228151029000. | 8.473 | 9.909 | 13.743 |

LINGO SHELVING SYSTEM

DOUBLE-SIDED - CROSS BRACE - ADJUSTABLE FEET - WITH OVERLAYING WOODEN TOP PLATE

Painted and veneered Lingo Shelving Systems are FSC-certified. Configurations with more than 2/3 bays are available.

H920 mm

| Module mm | Shelf depth mm | No. of bays | Item no. | Melamine DKK | Painted DKK | Veneer DKK |
|-----------|----------------|-------------|--------------------|--------------|-------------|------------|
| 500 | 250 | 1 | BBN00234551019000. | 3.293 | 3.844 | 5.313 |
| 500 | 250 | 2 | BBN00234551029000. | 5.261 | 6.130 | 8.448 |
| 500 | 250 | 3 | BBN00234551039000. | 7.312 | 8.513 | 11.720 |
| 500 | 300 | 1 | BBN00236551019000. | 4.108 | 4.806 | 6.662 |
| 500 | 300 | 2 | BBN00236551029000. | 6.512 | 7.605 | 10.515 |
| 500 | 300 | 3 | BBN00236551039000. | 9.007 | 10.511 | 14.518 |
| 500 | 400 | 1 | BBN00238551019000. | 5.580 | 6.532 | 9.079 |
| 500 | 400 | 2 | BBN00238551029000. | 8.745 | 10.227 | 14.183 |
| 500 | 400 | 3 | BBN00238551039000. | 12.011 | 14.038 | 19.453 |
| 750 | 250 | 1 | BBN00234751019000. | 3.693 | 4.317 | 5.974 |
| 750 | 250 | 2 | BBN00234751029000. | 5.983 | 6.979 | 9.637 |
| 750 | 250 | 3 | BBN00234751039000. | 8.392 | 9.784 | 13.499 |
| 750 | 300 | 1 | BBN00236751019000. | 4.556 | 5.330 | 7.396 |
| 750 | 300 | 2 | BBN00236751029000. | 7.313 | 8.547 | 11.834 |
| 750 | 300 | 3 | BBN00236751039000. | 10.210 | 11.925 | 16.498 |
| 750 | 400 | 1 | BBN00238751019000. | 6.070 | 7.109 | 9.886 |
| 750 | 400 | 2 | BBN00238751029000. | 9.626 | 11.263 | 15.635 |
| 750 | 400 | 3 | BBN00238751039000. | 13.334 | 15.594 | 21.629 |
| 900 | 250 | 1 | BBN00234951019000. | 3.693 | 4.317 | 5.974 |
| 900 | 250 | 2 | BBN00234951029000. | 5.983 | 6.979 | 9.637 |
| 900 | 300 | 1 | BBN00236951019000. | 4.556 | 5.330 | 7.396 |
| 900 | 300 | 2 | BBN00236951029000. | 7.313 | 8.547 | 11.834 |
| 900 | 400 | 1 | BBN00238951019000. | 6.070 | 7.109 | 9.886 |
| 900 | 400 | 2 | BBN00238951029000. | 9.626 | 11.263 | 15.635 |
| 1000 | 250 | 1 | BBN00234151019000. | 3.828 | 4.472 | 6.194 |
| 1000 | 250 | 2 | BBN00234151029000. | 6.221 | 7.260 | 10.031 |
| 1000 | 300 | 1 | BBN00236151019000. | 4.703 | 5.505 | 7.639 |
| 1000 | 300 | 2 | BBN00236151029000. | 7.580 | 8.861 | 12.273 |
| 1000 | 400 | 1 | BBN00238151019000. | 6.232 | 7.300 | 10.153 |
| 1000 | 400 | 2 | BBN00238151029000. | 9.919 | 11.607 | 16.119 |

LINGO SHELVING SYSTEM

DOUBLE-SIDED - CROSS BRACE - ADJUSTABLE FEET - WITH OVERLAYING WOODEN TOP PLATE

Painted and veneered Lingo Shelving Systems are FSC-certified. Configurations with more than 2/3 bays are available.

H1220 mm

| Module mm | Shelf depth mm | No. of bays | Item no. | Melamine DKK | Painted DKK | Veneer DKK |
|-----------|----------------|-------------|--------------------|--------------|-------------|------------|
| 500 | 250 | 1 | BBN00244551019000. | 4.035 | 4.718 | 6.539 |
| 500 | 250 | 2 | BBN00244551029000. | 6.374 | 7.441 | 10.287 |
| 500 | 250 | 3 | BBN00244551039000. | 8.796 | 10.261 | 14.172 |
| 500 | 300 | 1 | BBN00246551019000. | 5.022 | 5.880 | 8.168 |
| 500 | 300 | 2 | BBN00246551029000. | 7.883 | 9.216 | 12.774 |
| 500 | 300 | 3 | BBN00246551039000. | 10.835 | 12.659 | 17.530 |
| 500 | 400 | 1 | BBN00248551019000. | 6.910 | 8.100 | 11.277 |
| 500 | 400 | 2 | BBN00248551029000. | 10.740 | 12.579 | 17.480 |
| 500 | 400 | 3 | BBN00248551039000. | 14.671 | 17.174 | 23.849 |
| 750 | 250 | 1 | BBN00244751019000. | 4.435 | 5.191 | 7.200 |
| 750 | 250 | 2 | BBN00244751029000. | 7.096 | 8.290 | 11.476 |
| 750 | 250 | 3 | BBN00244751039000. | 9.876 | 11.532 | 15.951 |
| 750 | 300 | 1 | BBN00246751019000. | 5.470 | 6.404 | 8.902 |
| 750 | 300 | 2 | BBN00246751029000. | 8.684 | 10.158 | 14.093 |
| 750 | 300 | 3 | BBN00246751039000. | 12.038 | 14.073 | 19.510 |
| 750 | 400 | 1 | BBN00248751019000. | 7.400 | 8.677 | 12.084 |
| 750 | 400 | 2 | BBN00248751029000. | 11.621 | 13.615 | 18.932 |
| 750 | 400 | 3 | BBN00248751039000. | 15.994 | 18.730 | 26.025 |
| 900 | 250 | 1 | BBN00244951019000. | 4.435 | 5.191 | 7.200 |
| 900 | 250 | 2 | BBN00244951029000. | 7.096 | 8.290 | 11.476 |
| 900 | 300 | 1 | BBN00246951019000. | 5.470 | 6.404 | 8.902 |
| 900 | 300 | 2 | BBN00246951029000. | 8.684 | 10.158 | 14.093 |
| 900 | 400 | 1 | BBN00248951019000. | 7.400 | 8.677 | 12.084 |
| 900 | 400 | 2 | BBN00248951029000. | 11.621 | 13.615 | 18.932 |
| 1000 | 250 | 1 | BBN00244151019000. | 4.570 | 5.346 | 7.420 |
| 1000 | 250 | 2 | BBN00244151029000. | 7.334 | 8.571 | 11.870 |
| 1000 | 300 | 1 | BBN00246151019000. | 5.617 | 6.579 | 9.145 |
| 1000 | 300 | 2 | BBN00246151029000. | 8.951 | 10.472 | 14.532 |
| 1000 | 400 | 1 | BBN00248151019000. | 7.562 | 8.868 | 12.351 |
| 1000 | 400 | 2 | BBN00248151029000. | 11.914 | 13.959 | 19.416 |

LINGO SHELVING SYSTEM

DOUBLE-SIDED - CROSS BRACE - ADJUSTABLE FEET - WITH OVERLAYING WOODEN TOP PLATE

Painted and veneered Lingo Shelving Systems are FSC-certified. Configurations with more than 2/3 bays are available.

H1520 mm

| Module mm | Shelf depth mm | No. of bays | Item no. | Melamine DKK | Painted DKK | Veneer DKK |
|-----------|----------------|-------------|--------------------|--------------|-------------|------------|
| 500 | 250 | 1 | BBN00254551019000. | 4.393 | 5.138 | 7.121 |
| 500 | 250 | 2 | BBN00254551029000. | 6.911 | 8.071 | 11.160 |
| 500 | 250 | 3 | BBN00254551039000. | 9.512 | 11.101 | 15.336 |
| 500 | 300 | 1 | BBN00256551019000. | 5.234 | 6.130 | 8.518 |
| 500 | 300 | 2 | BBN00256551029000. | 8.201 | 9.591 | 13.299 |
| 500 | 300 | 3 | BBN00256551039000. | 11.259 | 13.159 | 18.230 |
| 500 | 400 | 1 | BBN00258551019000. | 7.214 | 8.458 | 11.775 |
| 500 | 400 | 2 | BBN00258551029000. | 11.196 | 13.116 | 18.227 |
| 500 | 400 | 3 | BBN00258551039000. | 15.279 | 17.890 | 24.845 |
| 750 | 250 | 1 | BBN00254751019000. | 4.793 | 5.611 | 7.782 |
| 750 | 250 | 2 | BBN00254751029000. | 7.633 | 8.920 | 12.349 |
| 750 | 250 | 3 | BBN00254751039000. | 10.592 | 12.372 | 17.115 |
| 750 | 300 | 1 | BBN00256751019000. | 5.682 | 6.654 | 9.252 |
| 750 | 300 | 2 | BBN00256751029000. | 9.002 | 10.533 | 14.618 |
| 750 | 300 | 3 | BBN00256751039000. | 12.462 | 14.573 | 20.210 |
| 750 | 400 | 1 | BBN00258751019000. | 7.704 | 9.035 | 12.582 |
| 750 | 400 | 2 | BBN00258751029000. | 12.077 | 14.152 | 19.679 |
| 750 | 400 | 3 | BBN00258751039000. | 16.602 | 19.446 | 27.021 |
| 900 | 250 | 1 | BBN00254951019000. | 4.793 | 5.611 | 7.782 |
| 900 | 250 | 2 | BBN00254951029000. | 7.633 | 8.920 | 12.349 |
| 900 | 300 | 1 | BBN00256951019000. | 5.682 | 6.654 | 9.252 |
| 900 | 300 | 2 | BBN00256951029000. | 9.002 | 10.533 | 14.618 |
| 900 | 400 | 1 | BBN00258951019000. | 7.704 | 9.035 | 12.582 |
| 900 | 400 | 2 | BBN00258951029000. | 12.077 | 14.152 | 19.679 |
| 1000 | 250 | 1 | BBN00254151019000. | 4.928 | 5.766 | 8.002 |
| 1000 | 250 | 2 | BBN00254151029000. | 7.871 | 9.201 | 12.743 |
| 1000 | 300 | 1 | BBN00256151019000. | 5.829 | 6.829 | 9.495 |
| 1000 | 300 | 2 | BBN00256151029000. | 9.269 | 10.847 | 15.057 |
| 1000 | 400 | 1 | BBN00258151019000. | 7.866 | 9.226 | 12.849 |
| 1000 | 400 | 2 | BBN00258151029000. | 12.370 | 14.496 | 20.163 |

LINGO SHELVING SYSTEM

DOUBLE-SIDED - CROSS BRACE - ADJUSTABLE FEET - WITH OVERLAYING WOODEN TOP PLATE

Painted and veneered Lingo Shelving Systems are FSC-certified. Configurations with more than 2/3 bays are available.

H1820 mm

| Module mm | Shelf depth mm | No. of bays | Item no. | Melamine DKK | Painted DKK | Veneer DKK |
|-----------|----------------|-------------|--------------------|--------------|-------------|------------|
| 500 | 250 | 1 | BBN00264551019000. | 5.007 | 5.862 | 8.143 |
| 500 | 250 | 2 | BBN00264551029000. | 7.832 | 9.157 | 12.693 |
| 500 | 250 | 3 | BBN00264551039000. | 10.740 | 12.549 | 17.380 |
| 500 | 300 | 1 | BBN00266551019000. | 5.992 | 7.024 | 9.764 |
| 500 | 300 | 2 | BBN00266551029000. | 9.338 | 10.932 | 15.168 |
| 500 | 300 | 3 | BBN00266551039000. | 12.775 | 14.947 | 20.722 |
| 500 | 400 | 1 | BBN00268551019000. | 8.326 | 9.766 | 13.611 |
| 500 | 400 | 2 | BBN00268551029000. | 12.864 | 15.078 | 20.981 |
| 500 | 400 | 3 | BBN00268551039000. | 17.503 | 20.506 | 28.517 |
| 750 | 250 | 1 | BBN00264751019000. | 5.407 | 6.335 | 8.804 |
| 750 | 250 | 2 | BBN00264751029000. | 8.554 | 10.006 | 13.882 |
| 750 | 250 | 3 | BBN00264751039000. | 11.820 | 13.820 | 19.159 |
| 750 | 300 | 1 | BBN00266751019000. | 6.440 | 7.548 | 10.498 |
| 750 | 300 | 2 | BBN00266751029000. | 10.139 | 11.874 | 16.487 |
| 750 | 300 | 3 | BBN00266751039000. | 13.978 | 16.361 | 22.702 |
| 750 | 400 | 1 | BBN00268751019000. | 8.816 | 10.343 | 14.418 |
| 750 | 400 | 2 | BBN00268751029000. | 13.745 | 16.114 | 22.433 |
| 750 | 400 | 3 | BBN00268751039000. | 18.826 | 22.062 | 30.693 |
| 900 | 250 | 1 | BBN00264951019000. | 5.407 | 6.335 | 8.804 |
| 900 | 250 | 2 | BBN00264951029000. | 8.554 | 10.006 | 13.882 |
| 900 | 300 | 1 | BBN00266951019000. | 6.440 | 7.548 | 10.498 |
| 900 | 300 | 2 | BBN00266951029000. | 10.139 | 11.874 | 16.487 |
| 900 | 400 | 1 | BBN00268951019000. | 8.816 | 10.343 | 14.418 |
| 900 | 400 | 2 | BBN00268951029000. | 13.745 | 16.114 | 22.433 |
| 1000 | 250 | 1 | BBN00264151019000. | 5.542 | 6.490 | 9.024 |
| 1000 | 250 | 2 | BBN00264151029000. | 8.792 | 10.287 | 14.276 |
| 1000 | 300 | 1 | BBN00266151019000. | 6.587 | 7.723 | 10.741 |
| 1000 | 300 | 2 | BBN00266151029000. | 10.406 | 12.188 | 16.926 |
| 1000 | 400 | 1 | BBN00268151019000. | 8.978 | 10.534 | 14.685 |
| 1000 | 400 | 2 | BBN00268151029000. | 14.038 | 16.458 | 22.917 |

LINGO SHELVING SYSTEM

DOUBLE-SIDED - CROSS BRACE - ADJUSTABLE FEET - WITH OVERLAYING WOODEN TOP PLATE

Painted and veneered Lingo Shelving Systems are FSC-certified. Configurations with more than 2/3 bays are available.

H2120 mm

| Module mm | Shelf depth mm | No. of bays | Item no. | Melamine DKK | Painted DKK | Veneer DKK |
|-----------|----------------|-------------|--------------------|--------------|-------------|------------|
| 500 | 250 | 1 | BBN00274551019000. | 5.531 | 6.476 | 9.001 |
| 500 | 250 | 2 | BBN00274551029000. | 8.618 | 10.078 | 13.980 |
| 500 | 250 | 3 | BBN00274551039000. | 11.788 | 13.777 | 19.096 |
| 500 | 300 | 1 | BBN00276551019000. | 6.724 | 7.884 | 10.970 |
| 500 | 300 | 2 | BBN00276551029000. | 10.436 | 12.222 | 16.977 |
| 500 | 300 | 3 | BBN00276551039000. | 14.239 | 16.667 | 23.134 |
| 500 | 400 | 1 | BBN00278551019000. | 9.396 | 11.020 | 15.365 |
| 500 | 400 | 2 | BBN00278551029000. | 14.469 | 16.959 | 23.612 |
| 500 | 400 | 3 | BBN00278551039000. | 19.643 | 23.014 | 32.025 |
| 750 | 250 | 1 | BBN00274751019000. | 5.931 | 6.949 | 9.662 |
| 750 | 250 | 2 | BBN00274751029000. | 9.340 | 10.927 | 15.169 |
| 750 | 250 | 3 | BBN00274751039000. | 12.868 | 15.048 | 20.875 |
| 750 | 300 | 1 | BBN00276751019000. | 7.172 | 8.408 | 11.704 |
| 750 | 300 | 2 | BBN00276751029000. | 11.237 | 13.164 | 18.296 |
| 750 | 300 | 3 | BBN00276751039000. | 15.442 | 18.081 | 25.114 |
| 750 | 400 | 1 | BBN00278751019000. | 9.886 | 11.597 | 16.172 |
| 750 | 400 | 2 | BBN00278751029000. | 15.350 | 17.995 | 25.064 |
| 750 | 400 | 3 | BBN00278751039000. | 20.966 | 24.570 | 34.201 |
| 900 | 250 | 1 | BBN00274951019000. | 5.931 | 6.949 | 9.662 |
| 900 | 250 | 2 | BBN00274951029000. | 9.340 | 10.927 | 15.169 |
| 900 | 300 | 1 | BBN00276951019000. | 7.172 | 8.408 | 11.704 |
| 900 | 300 | 2 | BBN00276951029000. | 11.237 | 13.164 | 18.296 |
| 900 | 400 | 1 | BBN00278951019000. | 9.886 | 11.597 | 16.172 |
| 900 | 400 | 2 | BBN00278951029000. | 15.350 | 17.995 | 25.064 |
| 1000 | 250 | 1 | BBN00274151019000. | 6.066 | 7.104 | 9.882 |
| 1000 | 250 | 2 | BBN00274151029000. | 9.578 | 11.208 | 15.563 |
| 1000 | 300 | 1 | BBN00276151019000. | 7.319 | 8.583 | 11.947 |
| 1000 | 300 | 2 | BBN00276151029000. | 11.504 | 13.478 | 18.735 |
| 1000 | 400 | 1 | BBN00278151019000. | 10.048 | 11.788 | 16.439 |
| 1000 | 400 | 2 | BBN00278151029000. | 15.643 | 18.339 | 25.548 |

LINGO SHELVING SYSTEM

BBN011 - STEEL BACK FRAME - CASTOR PLATE - FOR TOP SHELF

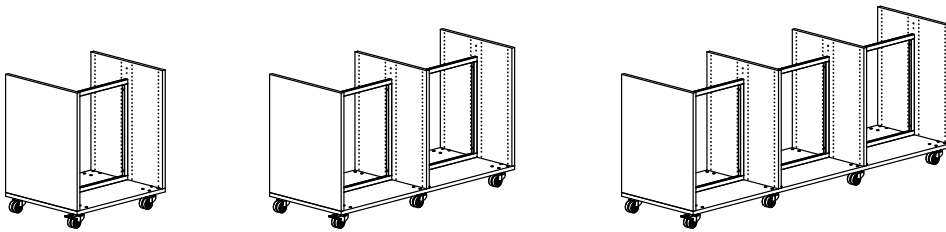


LINGO SHELVING SYSTEM

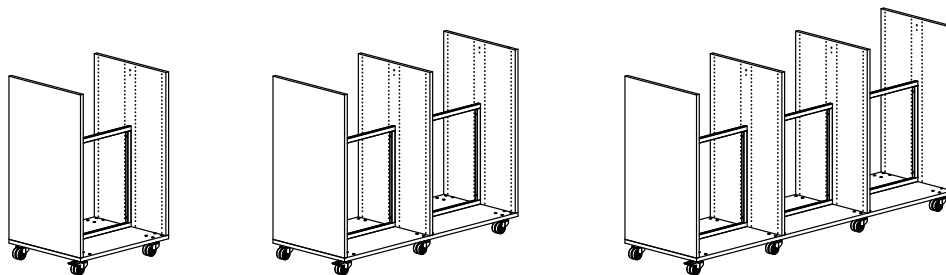
BBN011 - STEEL BACK FRAME - CASTOR PLATE - FOR TOP SHELF

Shelving system with wooden panels, metal back frame and castor plate.
To be used with top shelf.

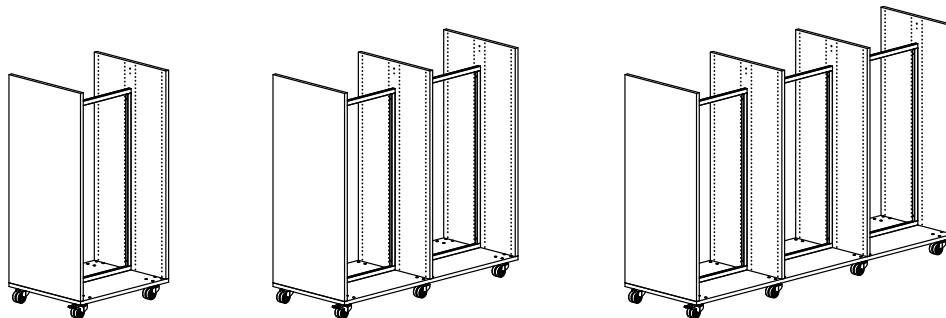
- Prices based on steel price group 1 and wooden price group A (see Design Options pages 6-9).
- For top shelves, see pages 156 & 174
- For shelves see page 144 & 166.
- For accessories see page 186.



Double-sided H920 mm - 1/2/3 bays



Double-sided H1220 mm - 1/2/3 bays



Double-sided H1520 mm - 1/2/3 bays

LINGO SHELVING SYSTEM

DOUBLE-SIDED - STEEL BACK FRAME - CASTOR PLATE - FOR TOP SHELF

Painted and veneered Lingo Shelving Systems are FSC-certified.

H920 mm

| Module mm | Shelf depth mm | No. of bays | Item no. | Melamine DKK | Painted DKK | Veneer DKK |
|-----------|----------------|-------------|------------------|--------------|-------------|------------|
| 500 | 250 | 1 | BBN011345016000. | 4.233 | 4.873 | 6.583 |
| 500 | 250 | 2 | BBN011345026000. | 6.648 | 7.609 | 10.174 |
| 500 | 250 | 3 | BBN011345036000. | 9.392 | 10.730 | 14.300 |
| 500 | 300 | 1 | BBN011365016000. | 5.104 | 5.900 | 8.024 |
| 500 | 300 | 2 | BBN011365026000. | 7.958 | 9.153 | 12.335 |
| 500 | 300 | 3 | BBN011365036000. | 11.175 | 12.831 | 17.244 |
| 500 | 400 | 1 | BBN011385016000. | 6.633 | 7.695 | 10.531 |
| 500 | 400 | 2 | BBN011385026000. | 10.249 | 11.842 | 16.098 |
| 500 | 400 | 3 | BBN011385036000. | 14.266 | 16.459 | 22.323 |
| 750 | 250 | 1 | BBN011347016000. | 4.885 | 5.641 | 7.659 |
| 750 | 250 | 2 | BBN011347026000. | 7.629 | 8.762 | 11.785 |
| 750 | 250 | 3 | BBN011347036000. | 10.862 | 12.460 | 16.721 |
| 750 | 300 | 1 | BBN011367016000. | 5.831 | 6.756 | 9.219 |
| 750 | 300 | 2 | BBN011367026000. | 9.048 | 10.434 | 14.128 |
| 750 | 300 | 3 | BBN011367036000. | 12.809 | 14.753 | 19.936 |
| 750 | 400 | 1 | BBN011387016000. | 7.431 | 8.634 | 11.847 |
| 750 | 400 | 2 | BBN011387026000. | 11.448 | 13.251 | 18.072 |
| 750 | 400 | 3 | BBN011387036000. | 16.061 | 18.574 | 25.282 |
| 900 | 250 | 1 | BBN011349016000. | 5.278 | 6.104 | 8.304 |
| 900 | 250 | 2 | BBN011349026000. | 8.217 | 9.454 | 12.756 |
| 900 | 300 | 1 | BBN011369016000. | 6.267 | 7.268 | 9.935 |
| 900 | 300 | 2 | BBN011369026000. | 9.701 | 11.203 | 15.205 |
| 900 | 400 | 1 | BBN011389016000. | 7.909 | 9.196 | 12.638 |
| 900 | 400 | 2 | BBN011389026000. | 12.166 | 14.097 | 19.255 |
| 1000 | 250 | 1 | BBN011341016000. | 5.619 | 6.490 | 8.813 |
| 1000 | 250 | 2 | BBN011341026000. | 8.769 | 10.076 | 13.562 |
| 1000 | 300 | 1 | BBN011361016000. | 6.638 | 7.690 | 10.492 |
| 1000 | 300 | 2 | BBN011361026000. | 10.295 | 11.875 | 16.082 |
| 1000 | 400 | 1 | BBN011381016000. | 8.308 | 9.652 | 13.242 |
| 1000 | 400 | 2 | BBN011381026000. | 12.805 | 14.821 | 20.203 |

LINGO SHELVING SYSTEM

DOUBLE-SIDED - STEEL BACK FRAME - CASTOR PLATE - FOR TOP SHELF

Painted and veneered Lingo Shelving Systems are FSC-certified.

H1220 mm

| Module mm | Shelf depth mm | No. of bays | Item no. | Melamine DKK | Painted DKK | Veneer DKK |
|-----------|----------------|-------------|------------------|--------------|-------------|------------|
| 500 | 250 | 1 | BBN011445016000. | 4.975 | 5.747 | 7.809 |
| 500 | 250 | 2 | BBN011445026000. | 7.761 | 8.920 | 12.013 |
| 500 | 250 | 3 | BBN011445036000. | 10.876 | 12.478 | 16.752 |
| 500 | 300 | 1 | BBN011465016000. | 6.018 | 6.974 | 9.530 |
| 500 | 300 | 2 | BBN011465026000. | 9.329 | 10.764 | 14.594 |
| 500 | 300 | 3 | BBN011465036000. | 13.003 | 14.979 | 20.256 |
| 500 | 400 | 1 | BBN011485016000. | 7.963 | 9.263 | 12.729 |
| 500 | 400 | 2 | BBN011485026000. | 12.244 | 14.194 | 19.395 |
| 500 | 400 | 3 | BBN011485036000. | 16.926 | 19.595 | 26.719 |
| 750 | 250 | 1 | BBN011447016000. | 5.627 | 6.515 | 8.885 |
| 750 | 250 | 2 | BBN011447026000. | 8.742 | 10.073 | 13.624 |
| 750 | 250 | 3 | BBN011447036000. | 12.346 | 14.208 | 19.173 |
| 750 | 300 | 1 | BBN011467016000. | 6.745 | 7.830 | 10.725 |
| 750 | 300 | 2 | BBN011467026000. | 10.419 | 12.045 | 16.387 |
| 750 | 300 | 3 | BBN011467036000. | 14.637 | 16.901 | 22.948 |
| 750 | 400 | 1 | BBN011487016000. | 8.761 | 10.202 | 14.045 |
| 750 | 400 | 2 | BBN011487026000. | 13.443 | 15.603 | 21.369 |
| 750 | 400 | 3 | BBN011487036000. | 18.721 | 21.710 | 29.678 |
| 900 | 250 | 1 | BBN011449016000. | 6.020 | 6.978 | 9.530 |
| 900 | 250 | 2 | BBN011449026000. | 9.330 | 10.765 | 14.595 |
| 900 | 300 | 1 | BBN011469016000. | 7.181 | 8.342 | 11.441 |
| 900 | 300 | 2 | BBN011469026000. | 11.072 | 12.814 | 17.464 |
| 900 | 400 | 1 | BBN011489016000. | 9.239 | 10.764 | 14.836 |
| 900 | 400 | 2 | BBN011489026000. | 14.161 | 16.449 | 22.552 |
| 1000 | 250 | 1 | BBN011441016000. | 6.361 | 7.364 | 10.039 |
| 1000 | 250 | 2 | BBN011441026000. | 9.882 | 11.387 | 15.401 |
| 1000 | 300 | 1 | BBN011461016000. | 7.552 | 8.764 | 11.998 |
| 1000 | 300 | 2 | BBN011461026000. | 11.666 | 13.486 | 18.341 |
| 1000 | 400 | 1 | BBN011481016000. | 9.638 | 11.220 | 15.440 |
| 1000 | 400 | 2 | BBN011481026000. | 14.800 | 17.173 | 23.500 |

LINGO SHELVING SYSTEM

DOUBLE-SIDED - STEEL BACK FRAME - CASTOR PLATE - FOR TOP SHELF

Painted and veneered Lingo Shelving Systems are FSC-certified.

H1520 mm

| Module mm | Shelf depth mm | No. of bays | Item no. | Melamine DKK | Painted DKK | Veneer DKK |
|-----------|----------------|-------------|------------------|--------------|-------------|------------|
| 500 | 250 | 1 | BBN011545016000. | 5.513 | 6.347 | 8.571 |
| 500 | 250 | 2 | BBN011545026000. | 8.658 | 9.910 | 13.246 |
| 500 | 250 | 3 | BBN011545036000. | 12.132 | 13.858 | 18.456 |
| 500 | 300 | 1 | BBN011565016000. | 6.410 | 7.404 | 10.060 |
| 500 | 300 | 2 | BBN011565026000. | 10.007 | 11.499 | 15.479 |
| 500 | 300 | 3 | BBN011565036000. | 13.967 | 16.019 | 21.496 |
| 500 | 400 | 1 | BBN011585016000. | 8.447 | 9.801 | 13.407 |
| 500 | 400 | 2 | BBN011585026000. | 13.060 | 15.091 | 20.502 |
| 500 | 400 | 3 | BBN011585036000. | 18.074 | 20.851 | 28.255 |
| 750 | 250 | 1 | BBN011547016000. | 6.165 | 7.115 | 9.647 |
| 750 | 250 | 2 | BBN011547026000. | 9.639 | 11.063 | 14.857 |
| 750 | 250 | 3 | BBN011547036000. | 13.602 | 15.588 | 20.877 |
| 750 | 300 | 1 | BBN011567016000. | 7.137 | 8.260 | 11.255 |
| 750 | 300 | 2 | BBN011567026000. | 11.097 | 12.780 | 17.272 |
| 750 | 300 | 3 | BBN011567036000. | 15.601 | 17.941 | 24.188 |
| 750 | 400 | 1 | BBN011587016000. | 9.245 | 10.740 | 14.723 |
| 750 | 400 | 2 | BBN011587026000. | 14.259 | 16.500 | 22.476 |
| 750 | 400 | 3 | BBN011587036000. | 19.869 | 22.966 | 31.214 |
| 900 | 250 | 1 | BBN011549016000. | 6.558 | 7.578 | 10.292 |
| 900 | 250 | 2 | BBN011549026000. | 10.227 | 11.755 | 15.828 |
| 900 | 300 | 1 | BBN011569016000. | 7.573 | 8.772 | 11.971 |
| 900 | 300 | 2 | BBN011569026000. | 11.750 | 13.549 | 18.349 |
| 900 | 400 | 1 | BBN011589016000. | 9.723 | 11.302 | 15.514 |
| 900 | 400 | 2 | BBN011589026000. | 14.977 | 17.346 | 23.659 |
| 1000 | 250 | 1 | BBN011541016000. | 6.921 | 7.986 | 10.823 |
| 1000 | 250 | 2 | BBN011541026000. | 10.823 | 12.421 | 16.678 |
| 1000 | 300 | 1 | BBN011561016000. | 7.966 | 9.216 | 12.550 |
| 1000 | 300 | 2 | BBN011561026000. | 12.388 | 14.265 | 19.270 |
| 1000 | 400 | 1 | BBN011581016000. | 10.144 | 11.780 | 16.140 |
| 1000 | 400 | 2 | BBN011581026000. | 15.660 | 18.114 | 24.651 |



LINGO SHELVING SYSTEM

BBN011 - HIGH WOODEN BACK PANEL - CASTOR PLATE - FOR TOP SHELF

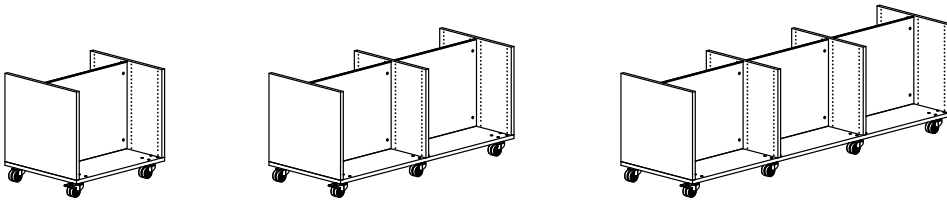


LINGO SHELVING SYSTEM

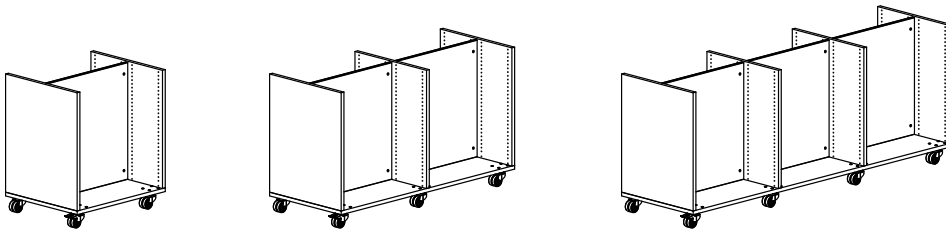
BBN011 - HIGH WOODEN BACK PANEL - CASTOR PLATE - FOR TOP SHELF

Shelving system with wooden panels, wooden back panel and castor plate.
To be used with ST1 standard depth, ST1 double-sided, ST2, ST3 and WT1 standard depth top shelf.

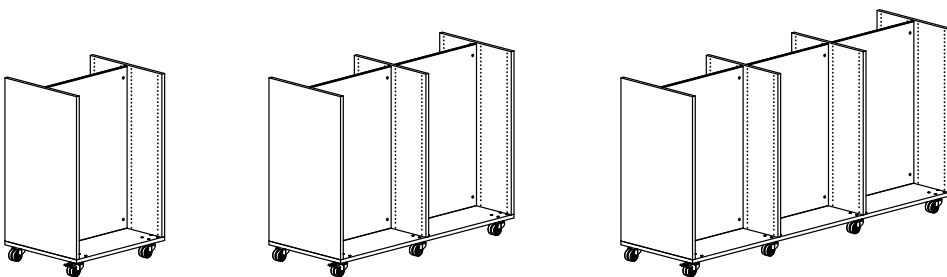
- Prices based on steel price group 1 and wooden price group A (see Design Options pages 6-9).
- For top shelves, see pages 156 & 174
- For shelves see page 144 & 166.
- For accessories see page 186.



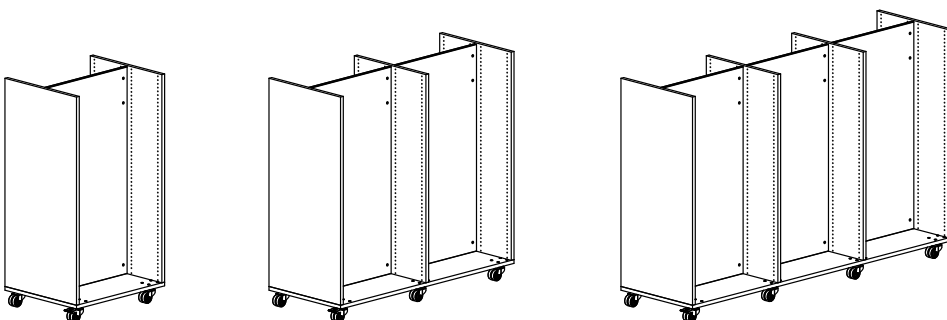
Double-sided H720 mm - 1/2/3 bays



Double-sided H920 mm - 1/2/3 bays



Double-sided H1220 mm - 1/2/3 bays



Double-sided H1520 mm - 1/2/3 bays

LINGO SHELVING SYSTEM

DOUBLE-SIDED - HIGH WOODEN BACK PANEL - CASTOR PLATE - FOR TOP SHELF

Painted and veneered Lingo Shelving Systems are FSC-certified.

H720 mm

| Module mm | Shelf depth mm | No. of bays | Item no. | Melamine DKK | Painted DKK | Veneer DKK |
|-----------|----------------|-------------|------------------|--------------|-------------|------------|
| 500 | 250 | 1 | BBN0112450120006 | 3.650 | 4.291 | 6.010 |
| 500 | 250 | 2 | BBN0112450220006 | 5.734 | 6.742 | 9.444 |
| 500 | 250 | 3 | BBN0112450320006 | 8.147 | 9.578 | 13.413 |
| 500 | 300 | 1 | BBN0112650120006 | 4.361 | 5.128 | 7.187 |
| 500 | 300 | 2 | BBN0112650220006 | 6.804 | 8.001 | 11.209 |
| 500 | 300 | 3 | BBN0112650320006 | 9.610 | 11.299 | 15.829 |
| 500 | 400 | 1 | BBN0112850120006 | 5.590 | 6.575 | 9.206 |
| 500 | 400 | 2 | BBN0112850220006 | 8.645 | 10.168 | 14.240 |
| 500 | 400 | 3 | BBN0112850320006 | 12.101 | 14.231 | 19.932 |
| 750 | 250 | 1 | BBN0112470120006 | 4.562 | 5.367 | 7.518 |
| 750 | 250 | 2 | BBN0112470220006 | 7.235 | 8.511 | 11.919 |
| 750 | 250 | 3 | BBN0112470320006 | 10.397 | 12.232 | 17.130 |
| 750 | 300 | 1 | BBN0112670120006 | 5.348 | 6.292 | 8.814 |
| 750 | 300 | 2 | BBN0112670220006 | 8.414 | 9.898 | 13.866 |
| 750 | 300 | 3 | BBN0112670320006 | 12.024 | 14.145 | 19.817 |
| 750 | 400 | 1 | BBN0112870120006 | 6.648 | 7.822 | 10.954 |
| 750 | 400 | 2 | BBN0112870220006 | 10.364 | 12.193 | 17.078 |
| 750 | 400 | 3 | BBN0112870320006 | 14.676 | 17.270 | 24.187 |
| 900 | 250 | 1 | BBN0112490120006 | 5.151 | 6.059 | 8.482 |
| 900 | 250 | 2 | BBN0112490220006 | 8.215 | 9.661 | 13.528 |
| 900 | 300 | 1 | BBN0112690120006 | 5.980 | 7.033 | 9.849 |
| 900 | 300 | 2 | BBN0112690220006 | 9.459 | 11.125 | 15.581 |
| 900 | 400 | 1 | BBN0112890120006 | 7.322 | 8.613 | 12.064 |
| 900 | 400 | 2 | BBN0112890220006 | 11.474 | 13.497 | 18.899 |
| 1000 | 250 | 1 | BBN0112410120006 | 5.477 | 6.443 | 9.018 |
| 1000 | 250 | 2 | BBN0112410220006 | 8.737 | 10.279 | 14.388 |
| 1000 | 300 | 1 | BBN0112610120006 | 6.336 | 7.453 | 10.433 |
| 1000 | 300 | 2 | BBN0112610220006 | 10.023 | 11.793 | 16.512 |
| 1000 | 400 | 1 | BBN0112810120006 | 7.706 | 9.067 | 12.695 |
| 1000 | 400 | 2 | BBN0112810220006 | 12.083 | 14.217 | 19.901 |

LINGO SHELVING SYSTEM

DOUBLE-SIDED - HIGH WOODEN BACK PANEL - CASTOR PLATE - FOR TOP SHELF

Painted and veneered Lingo Shelving Systems are FSC-certified.

H920 mm

| Module mm | Shelf depth mm | No. of bays | Item no. | Melamine DKK | Painted DKK | Veneer DKK |
|-----------|----------------|-------------|------------------|--------------|-------------|------------|
| 500 | 250 | 1 | BBN0113450120006 | 4.299 | 5.057 | 7.083 |
| 500 | 250 | 2 | BBN0113450220006 | 6.780 | 7.977 | 11.174 |
| 500 | 250 | 3 | BBN0113450320006 | 9.590 | 11.282 | 15.800 |
| 500 | 300 | 1 | BBN0113650120006 | 5.170 | 6.084 | 8.524 |
| 500 | 300 | 2 | BBN0113650220006 | 8.090 | 9.521 | 13.335 |
| 500 | 300 | 3 | BBN0113650320006 | 11.373 | 13.383 | 18.744 |
| 500 | 400 | 1 | BBN0113850120006 | 6.699 | 7.879 | 11.031 |
| 500 | 400 | 2 | BBN0113850220006 | 10.381 | 12.210 | 17.098 |
| 500 | 400 | 3 | BBN0113850320006 | 14.464 | 17.011 | 23.823 |
| 750 | 250 | 1 | BBN0113470120006 | 5.285 | 6.217 | 8.707 |
| 750 | 250 | 2 | BBN0113470220006 | 8.429 | 9.914 | 13.881 |
| 750 | 250 | 3 | BBN0113470320006 | 12.062 | 14.188 | 19.865 |
| 750 | 300 | 1 | BBN0113670120006 | 6.231 | 7.332 | 10.267 |
| 750 | 300 | 2 | BBN0113670220006 | 9.848 | 11.586 | 16.224 |
| 750 | 300 | 3 | BBN0113670320006 | 14.009 | 16.481 | 23.080 |
| 750 | 400 | 1 | BBN0113870120006 | 7.831 | 9.210 | 12.895 |
| 750 | 400 | 2 | BBN0113870220006 | 12.248 | 14.403 | 20.168 |
| 750 | 400 | 3 | BBN0113870320006 | 17.261 | 20.302 | 28.426 |
| 900 | 250 | 1 | BBN0113490120006 | 5.928 | 6.975 | 9.764 |
| 900 | 250 | 2 | BBN0113490220006 | 9.517 | 11.196 | 15.676 |
| 900 | 300 | 1 | BBN0113690120006 | 6.917 | 8.139 | 11.395 |
| 900 | 300 | 2 | BBN0113690220006 | 11.001 | 12.945 | 18.125 |
| 900 | 400 | 1 | BBN0113890120006 | 8.559 | 10.067 | 14.098 |
| 900 | 400 | 2 | BBN0113890220006 | 13.466 | 15.839 | 22.175 |
| 1000 | 250 | 1 | BBN0113410120006 | 6.272 | 7.378 | 10.326 |
| 1000 | 250 | 2 | BBN0113410220006 | 10.075 | 11.852 | 16.588 |
| 1000 | 300 | 1 | BBN0113610120006 | 7.291 | 8.578 | 12.005 |
| 1000 | 300 | 2 | BBN0113610220006 | 11.601 | 13.651 | 19.108 |
| 1000 | 400 | 1 | BBN0113810120006 | 8.961 | 10.540 | 14.755 |
| 1000 | 400 | 2 | BBN0113810220006 | 14.111 | 16.597 | 23.229 |

LINGO SHELVING SYSTEM

DOUBLE-SIDED - HIGH WOODEN BACK PANEL - CASTOR PLATE - FOR TOP SHELF

Painted and veneered Lingo Shelving Systems are FSC-certified.

H1220 mm

| Module mm | Shelf depth mm | No. of bays | Item no. | Melamine DKK | Painted DKK | Veneer DKK |
|-----------|----------------|-------------|------------------|--------------|-------------|------------|
| 500 | 250 | 1 | BBN0114450120006 | 5.264 | 6.194 | 8.676 |
| 500 | 250 | 2 | BBN0114450220006 | 8.339 | 9.814 | 13.747 |
| 500 | 250 | 3 | BBN0114450320006 | 11.743 | 13.819 | 19.353 |
| 500 | 300 | 1 | BBN0114650120006 | 6.307 | 7.421 | 10.397 |
| 500 | 300 | 2 | BBN0114650220006 | 9.907 | 11.658 | 16.328 |
| 500 | 300 | 3 | BBN0114650320006 | 13.870 | 16.320 | 22.857 |
| 500 | 400 | 1 | BBN0114850120006 | 8.252 | 9.710 | 13.596 |
| 500 | 400 | 2 | BBN0114850220006 | 12.822 | 15.088 | 21.129 |
| 500 | 400 | 3 | BBN0114850320006 | 17.793 | 20.936 | 29.320 |
| 750 | 250 | 1 | BBN0114470120006 | 6.364 | 7.487 | 10.485 |
| 750 | 250 | 2 | BBN0114470220006 | 10.216 | 12.017 | 16.824 |
| 750 | 250 | 3 | BBN0114470320006 | 14.557 | 17.124 | 23.973 |
| 750 | 300 | 1 | BBN0114670120006 | 7.482 | 8.802 | 12.325 |
| 750 | 300 | 2 | BBN0114670220006 | 11.893 | 13.989 | 19.587 |
| 750 | 300 | 3 | BBN0114670320006 | 16.848 | 19.817 | 27.748 |
| 750 | 400 | 1 | BBN0114870120006 | 9.498 | 11.174 | 15.645 |
| 750 | 400 | 2 | BBN0114870220006 | 14.917 | 17.547 | 24.569 |
| 750 | 400 | 3 | BBN0114870320006 | 20.932 | 24.626 | 34.478 |
| 900 | 250 | 1 | BBN0114490120006 | 7.032 | 8.275 | 11.588 |
| 900 | 250 | 2 | BBN0114490220006 | 11.354 | 13.359 | 18.711 |
| 900 | 300 | 1 | BBN0114690120006 | 8.193 | 9.639 | 13.499 |
| 900 | 300 | 2 | BBN0114690220006 | 13.096 | 15.408 | 21.580 |
| 900 | 400 | 1 | BBN0114890120006 | 10.251 | 12.061 | 16.894 |
| 900 | 400 | 2 | BBN0114890220006 | 16.185 | 19.043 | 26.668 |
| 1000 | 250 | 1 | BBN0114410120006 | 7.460 | 8.777 | 12.288 |
| 1000 | 250 | 2 | BBN0114410220006 | 12.080 | 14.213 | 19.899 |
| 1000 | 300 | 1 | BBN0114610120006 | 8.651 | 10.177 | 14.247 |
| 1000 | 300 | 2 | BBN0114610220006 | 13.864 | 16.312 | 22.839 |
| 1000 | 400 | 1 | BBN0114810120006 | 10.737 | 12.633 | 17.689 |
| 1000 | 400 | 2 | BBN0114810220006 | 16.998 | 19.999 | 27.998 |

LINGO SHELVING SYSTEM

DOUBLE-SIDED - HIGH WOODEN BACK PANEL - CASTOR PLATE - FOR TOP SHELF

Painted and veneered Lingo Shelving Systems are FSC-certified.

H1520 mm

| Module mm | Shelf depth mm | No. of bays | Item no. | Melamine DKK | Painted DKK | Veneer DKK |
|-----------|----------------|-------------|------------------|--------------|-------------|------------|
| 500 | 250 | 1 | BBN0115450120006 | 5.822 | 6.848 | 9.586 |
| 500 | 250 | 2 | BBN0115450220006 | 9.276 | 10.912 | 15.276 |
| 500 | 250 | 3 | BBN0115450320006 | 13.059 | 15.361 | 21.501 |
| 500 | 300 | 1 | BBN0115650120006 | 6.719 | 7.905 | 11.075 |
| 500 | 300 | 2 | BBN0115650220006 | 10.625 | 12.501 | 17.509 |
| 500 | 300 | 3 | BBN0115650320006 | 14.894 | 17.522 | 24.541 |
| 500 | 400 | 1 | BBN0115850120006 | 8.756 | 10.302 | 14.422 |
| 500 | 400 | 2 | BBN0115850220006 | 13.678 | 16.093 | 22.532 |
| 500 | 400 | 3 | BBN0115850320006 | 19.001 | 22.354 | 31.300 |
| 750 | 250 | 1 | BBN0115470120006 | 7.019 | 8.258 | 11.559 |
| 750 | 250 | 2 | BBN0115470220006 | 11.347 | 13.349 | 18.681 |
| 750 | 250 | 3 | BBN0115470320006 | 16.164 | 19.017 | 26.613 |
| 750 | 300 | 1 | BBN0115670120006 | 7.991 | 9.403 | 13.167 |
| 750 | 300 | 2 | BBN0115670220006 | 12.805 | 15.066 | 21.096 |
| 750 | 300 | 3 | BBN0115670320006 | 18.163 | 21.370 | 29.924 |
| 750 | 400 | 1 | BBN0115870120006 | 10.099 | 11.883 | 16.635 |
| 750 | 400 | 2 | BBN0115870220006 | 15.967 | 18.786 | 26.300 |
| 750 | 400 | 3 | BBN0115870320006 | 22.431 | 26.395 | 36.950 |
| 900 | 250 | 1 | BBN0115490120006 | 7.776 | 9.149 | 12.806 |
| 900 | 250 | 2 | BBN0115490220006 | 12.663 | 14.897 | 20.856 |
| 900 | 300 | 1 | BBN0115690120006 | 8.791 | 10.343 | 14.485 |
| 900 | 300 | 2 | BBN0115690220006 | 14.186 | 16.691 | 23.377 |
| 900 | 400 | 1 | BBN0115890120006 | 10.941 | 12.873 | 18.028 |
| 900 | 400 | 2 | BBN0115890220006 | 17.413 | 20.488 | 28.687 |
| 1000 | 250 | 1 | BBN0115410120006 | 8.221 | 9.672 | 13.533 |
| 1000 | 250 | 2 | BBN0115410220006 | 13.423 | 15.793 | 22.098 |
| 1000 | 300 | 1 | BBN0115610120006 | 9.266 | 10.902 | 15.260 |
| 1000 | 300 | 2 | BBN0115610220006 | 14.988 | 17.637 | 24.690 |
| 1000 | 400 | 1 | BBN0115810120006 | 11.444 | 13.466 | 18.850 |
| 1000 | 400 | 2 | BBN0115810220006 | 18.260 | 21.486 | 30.071 |

LINGO SHELVING SYSTEM

BBN011 - LOW WOODEN BACK PANEL - CASTOR PLATE - FOR TOP SHELF

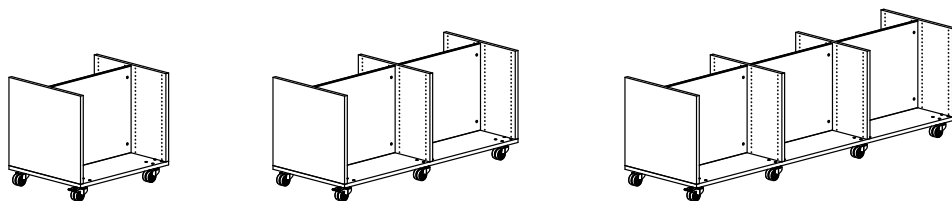


LINGO SHELVING SYSTEM

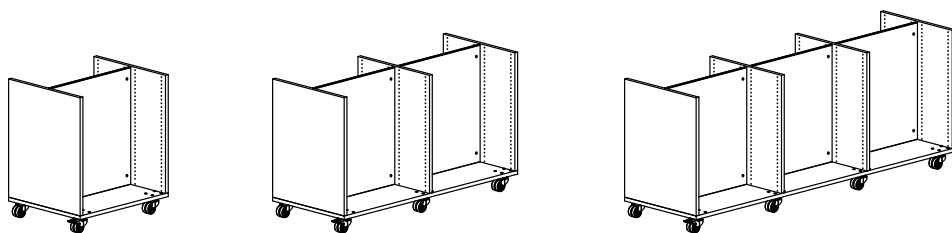
BBN011 - LOW WOODEN BACK PANEL - CASTOR PLATE - FOR TOP SHELF

Shelving system with wooden panels, low wooden back panel and castor plate.
To be used with ST1 full depth, WT1 full depth and WT1 double-sided top shelf.

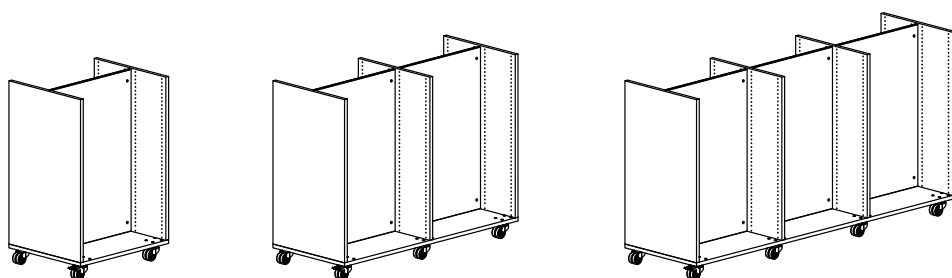
- Prices based on steel price group 1 and wooden price group A (see Design Options pages 6-9).
- For top shelves, see pages 156 & 174
- For shelves see page 144 & 166.
- For accessories see page 186.



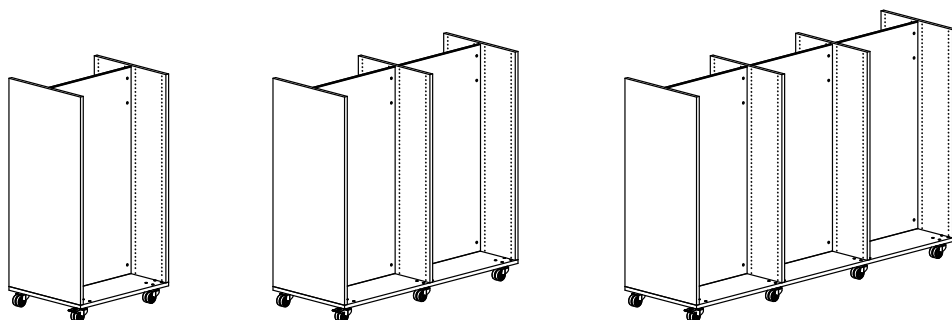
Double-sided H720 mm - 1/2/3 bays



Double-sided H920 mm - 1/2/3 bays



Double-sided H1220 mm - 1/2/3 bays



Double-sided H1520 mm - 1/2/3 bays

LINGO SHELVING SYSTEM

DOUBLE-SIDED - LOW WOODEN BACK PANEL - CASTOR PLATE - FOR TOP SHELF

Painted and veneered Lingo Shelving Systems are FSC-certified.

H720 mm

| Module mm | Shelf depth mm | No. of bays | Item no. | Melamine DKK | Painted DKK | Veneer DKK |
|-----------|----------------|-------------|------------------|--------------|-------------|------------|
| 500 | 250 | 1 | BBN011245011000. | 3.650 | 4.291 | 6.010 |
| 500 | 250 | 2 | BBN011245021000. | 5.734 | 6.742 | 9.444 |
| 500 | 250 | 3 | BBN011245031000. | 8.147 | 9.578 | 13.413 |
| 500 | 300 | 1 | BBN011265011000. | 4.361 | 5.128 | 7.187 |
| 500 | 300 | 2 | BBN011265021000. | 6.804 | 8.001 | 11.209 |
| 500 | 300 | 3 | BBN011265031000. | 9.610 | 11.299 | 15.829 |
| 500 | 400 | 1 | BBN011285011000. | 5.590 | 6.575 | 9.206 |
| 500 | 400 | 2 | BBN011285021000. | 8.645 | 10.168 | 14.240 |
| 500 | 400 | 3 | BBN011285031000. | 12.101 | 14.231 | 19.932 |
| 750 | 250 | 1 | BBN011247011000. | 4.562 | 5.367 | 7.518 |
| 750 | 250 | 2 | BBN011247021000. | 7.235 | 8.511 | 11.919 |
| 750 | 250 | 3 | BBN011247031000. | 10.397 | 12.232 | 17.130 |
| 750 | 300 | 1 | BBN011267011000. | 5.348 | 6.292 | 8.814 |
| 750 | 300 | 2 | BBN011267021000. | 8.414 | 9.898 | 13.866 |
| 750 | 300 | 3 | BBN011267031000. | 12.024 | 14.145 | 19.817 |
| 750 | 400 | 1 | BBN011287011000. | 6.648 | 7.822 | 10.954 |
| 750 | 400 | 2 | BBN011287021000. | 10.364 | 12.193 | 17.078 |
| 750 | 400 | 3 | BBN011287031000. | 14.676 | 17.270 | 24.187 |
| 900 | 250 | 1 | BBN011249011000. | 5.151 | 6.059 | 8.482 |
| 900 | 250 | 2 | BBN011249021000. | 8.215 | 9.661 | 13.528 |
| 900 | 300 | 1 | BBN011269011000. | 5.980 | 7.033 | 9.849 |
| 900 | 300 | 2 | BBN011269021000. | 9.459 | 11.125 | 15.581 |
| 900 | 400 | 1 | BBN011289011000. | 7.322 | 8.613 | 12.064 |
| 900 | 400 | 2 | BBN011289021000. | 11.474 | 13.497 | 18.899 |
| 1000 | 250 | 1 | BBN011241011000. | 5.477 | 6.443 | 9.018 |
| 1000 | 250 | 2 | BBN011241021000. | 8.737 | 10.279 | 14.388 |
| 1000 | 300 | 1 | BBN011261011000. | 6.336 | 7.453 | 10.433 |
| 1000 | 300 | 2 | BBN011261021000. | 10.023 | 11.793 | 16.512 |
| 1000 | 400 | 1 | BBN011281011000. | 7.706 | 9.067 | 12.695 |
| 1000 | 400 | 2 | BBN011281021000. | 12.083 | 14.217 | 19.901 |

LINGO SHELVING SYSTEM

DOUBLE-SIDED - LOW WOODEN BACK PANEL - CASTOR PLATE - FOR TOP SHELF

Painted and veneered Lingo Shelving Systems are FSC-certified.

H920 mm

| Module mm | Shelf depth mm | No. of bays | Item no. | Melamine DKK | Painted DKK | Veneer DKK |
|-----------|----------------|-------------|------------------|--------------|-------------|------------|
| 500 | 250 | 1 | BBN011345011000. | 4.299 | 5.057 | 7.083 |
| 500 | 250 | 2 | BBN011345021000. | 6.780 | 7.977 | 11.174 |
| 500 | 250 | 3 | BBN011345031000. | 9.590 | 11.282 | 15.800 |
| 500 | 300 | 1 | BBN011365011000. | 5.170 | 6.084 | 8.524 |
| 500 | 300 | 2 | BBN011365021000. | 8.090 | 9.521 | 13.335 |
| 500 | 300 | 3 | BBN011365031000. | 11.373 | 13.383 | 18.744 |
| 500 | 400 | 1 | BBN011385011000. | 6.699 | 7.879 | 11.031 |
| 500 | 400 | 2 | BBN011385021000. | 10.381 | 12.210 | 17.098 |
| 500 | 400 | 3 | BBN011385031000. | 14.464 | 17.011 | 23.823 |
| 750 | 250 | 1 | BBN011347011000. | 5.285 | 6.217 | 8.707 |
| 750 | 250 | 2 | BBN011347021000. | 8.429 | 9.914 | 13.881 |
| 750 | 250 | 3 | BBN011347031000. | 12.062 | 14.188 | 19.865 |
| 750 | 300 | 1 | BBN011367011000. | 6.231 | 7.332 | 10.267 |
| 750 | 300 | 2 | BBN011367021000. | 9.848 | 11.586 | 16.224 |
| 750 | 300 | 3 | BBN011367031000. | 14.009 | 16.481 | 23.080 |
| 750 | 400 | 1 | BBN011387011000. | 7.831 | 9.210 | 12.895 |
| 750 | 400 | 2 | BBN011387021000. | 12.248 | 14.403 | 20.168 |
| 750 | 400 | 3 | BBN011387031000. | 17.261 | 20.302 | 28.426 |
| 900 | 250 | 1 | BBN011349011000. | 5.928 | 6.975 | 9.764 |
| 900 | 250 | 2 | BBN011349021000. | 9.517 | 11.196 | 15.676 |
| 900 | 300 | 1 | BBN011369011000. | 6.917 | 8.139 | 11.395 |
| 900 | 300 | 2 | BBN011369021000. | 11.001 | 12.945 | 18.125 |
| 900 | 400 | 1 | BBN011389011000. | 8.559 | 10.067 | 14.098 |
| 900 | 400 | 2 | BBN011389021000. | 13.466 | 15.839 | 22.175 |
| 1000 | 250 | 1 | BBN011341011000. | 6.272 | 7.378 | 10.326 |
| 1000 | 250 | 2 | BBN011341021000. | 10.075 | 11.852 | 16.588 |
| 1000 | 300 | 1 | BBN011361011000. | 7.291 | 8.578 | 12.005 |
| 1000 | 300 | 2 | BBN011361021000. | 11.601 | 13.651 | 19.108 |
| 1000 | 400 | 1 | BBN011381011000. | 8.961 | 10.540 | 14.755 |
| 1000 | 400 | 2 | BBN011381021000. | 14.111 | 16.597 | 23.229 |

LINGO SHELVING SYSTEM

DOUBLE-SIDED - LOW WOODEN BACK PANEL - CASTOR PLATE - FOR TOP SHELF

Painted and veneered Lingo Shelving Systems are FSC-certified.

H1220 mm

| Module mm | Shelf depth mm | No. of bays | Item no. | Melamine DKK | Painted DKK | Veneer DKK |
|-----------|----------------|-------------|------------------|--------------|-------------|------------|
| 500 | 250 | 1 | BBN011445011000. | 5.264 | 6.194 | 8.676 |
| 500 | 250 | 2 | BBN011445021000. | 8.339 | 9.814 | 13.747 |
| 500 | 250 | 3 | BBN011445031000. | 11.743 | 13.819 | 19.353 |
| 500 | 300 | 1 | BBN011465011000. | 6.307 | 7.421 | 10.397 |
| 500 | 300 | 2 | BBN011465021000. | 9.907 | 11.658 | 16.328 |
| 500 | 300 | 3 | BBN011465031000. | 13.870 | 16.320 | 22.857 |
| 500 | 400 | 1 | BBN011485011000. | 8.252 | 9.710 | 13.596 |
| 500 | 400 | 2 | BBN011485021000. | 12.822 | 15.088 | 21.129 |
| 500 | 400 | 3 | BBN011485031000. | 17.793 | 20.936 | 29.320 |
| 750 | 250 | 1 | BBN011447011000. | 6.364 | 7.487 | 10.485 |
| 750 | 250 | 2 | BBN011447021000. | 10.216 | 12.017 | 16.824 |
| 750 | 250 | 3 | BBN011447031000. | 14.557 | 17.124 | 23.973 |
| 750 | 300 | 1 | BBN011467011000. | 7.482 | 8.802 | 12.325 |
| 750 | 300 | 2 | BBN011467021000. | 11.893 | 13.989 | 19.587 |
| 750 | 300 | 3 | BBN011467031000. | 16.848 | 19.817 | 27.748 |
| 750 | 400 | 1 | BBN011487011000. | 9.498 | 11.174 | 15.645 |
| 750 | 400 | 2 | BBN011487021000. | 14.917 | 17.547 | 24.569 |
| 750 | 400 | 3 | BBN011487031000. | 20.932 | 24.626 | 34.478 |
| 900 | 250 | 1 | BBN011449011000. | 7.032 | 8.275 | 11.588 |
| 900 | 250 | 2 | BBN011449021000. | 11.354 | 13.359 | 18.711 |
| 900 | 300 | 1 | BBN011469011000. | 8.193 | 9.639 | 13.499 |
| 900 | 300 | 2 | BBN011469021000. | 13.096 | 15.408 | 21.580 |
| 900 | 400 | 1 | BBN011489011000. | 10.251 | 12.061 | 16.894 |
| 900 | 400 | 2 | BBN011489021000. | 16.185 | 19.043 | 26.668 |
| 1000 | 250 | 1 | BBN011441011000. | 7.460 | 8.777 | 12.288 |
| 1000 | 250 | 2 | BBN011441021000. | 12.080 | 14.213 | 19.899 |
| 1000 | 300 | 1 | BBN011461011000. | 8.651 | 10.177 | 14.247 |
| 1000 | 300 | 2 | BBN011461021000. | 13.864 | 16.312 | 22.839 |
| 1000 | 400 | 1 | BBN011481011000. | 10.737 | 12.633 | 17.689 |
| 1000 | 400 | 2 | BBN011481021000. | 16.998 | 19.999 | 27.998 |

LINGO SHELVING SYSTEM

DOUBLE-SIDED - LOW WOODEN BACK PANEL - CASTOR PLATE - FOR TOP SHELF

Painted and veneered Lingo Shelving Systems are FSC-certified.

H1520 mm

| Module mm | Shelf depth mm | No. of bays | Item no. | Melamine DKK | Painted DKK | Veneer DKK |
|-----------|----------------|-------------|------------------|--------------|-------------|------------|
| 500 | 250 | 1 | BBN011545011000. | 5.822 | 6.848 | 9.586 |
| 500 | 250 | 2 | BBN011545021000. | 9.276 | 10.912 | 15.276 |
| 500 | 250 | 3 | BBN011545031000. | 13.059 | 15.361 | 21.501 |
| 500 | 300 | 1 | BBN011565011000. | 6.719 | 7.905 | 11.075 |
| 500 | 300 | 2 | BBN011565021000. | 10.625 | 12.501 | 17.509 |
| 500 | 300 | 3 | BBN011565031000. | 14.894 | 17.522 | 24.541 |
| 500 | 400 | 1 | BBN011585011000. | 8.756 | 10.302 | 14.422 |
| 500 | 400 | 2 | BBN011585021000. | 13.678 | 16.093 | 22.532 |
| 500 | 400 | 3 | BBN011585031000. | 19.001 | 22.354 | 31.300 |
| 750 | 250 | 1 | BBN011547011000. | 7.019 | 8.258 | 11.559 |
| 750 | 250 | 2 | BBN011547021000. | 11.347 | 13.349 | 18.681 |
| 750 | 250 | 3 | BBN011547031000. | 16.164 | 19.017 | 26.613 |
| 750 | 300 | 1 | BBN011567011000. | 7.991 | 9.403 | 13.167 |
| 750 | 300 | 2 | BBN011567021000. | 12.805 | 15.066 | 21.096 |
| 750 | 300 | 3 | BBN011567031000. | 18.163 | 21.370 | 29.924 |
| 750 | 400 | 1 | BBN011587011000. | 10.099 | 11.883 | 16.635 |
| 750 | 400 | 2 | BBN011587021000. | 15.967 | 18.786 | 26.300 |
| 750 | 400 | 3 | BBN011587031000. | 22.431 | 26.395 | 36.950 |
| 900 | 250 | 1 | BBN011549011000. | 7.776 | 9.149 | 12.806 |
| 900 | 250 | 2 | BBN011549021000. | 12.663 | 14.897 | 20.856 |
| 900 | 300 | 1 | BBN011569011000. | 8.791 | 10.343 | 14.485 |
| 900 | 300 | 2 | BBN011569021000. | 14.186 | 16.691 | 23.377 |
| 900 | 400 | 1 | BBN011589011000. | 10.941 | 12.873 | 18.028 |
| 900 | 400 | 2 | BBN011589021000. | 17.413 | 20.488 | 28.687 |
| 1000 | 250 | 1 | BBN011541011000. | 8.221 | 9.672 | 13.533 |
| 1000 | 250 | 2 | BBN011541021000. | 13.423 | 15.793 | 22.098 |
| 1000 | 300 | 1 | BBN011561011000. | 9.266 | 10.902 | 15.260 |
| 1000 | 300 | 2 | BBN011561021000. | 14.988 | 17.637 | 24.690 |
| 1000 | 400 | 1 | BBN011581011000. | 11.444 | 13.466 | 18.850 |
| 1000 | 400 | 2 | BBN011581021000. | 18.260 | 21.486 | 30.071 |

LINGO SHELVING SYSTEM

BBN011 - CROSS BRACE - CASTOR PLATE - FOR TOP SHELF



LINGO SHELVING SYSTEM

BBN011 - CROSS BRACE - CASTOR PLATE - FOR TOP SHELF

Shelving system with wooden panels, cross brace and castor plate.

To be used with top shelf.

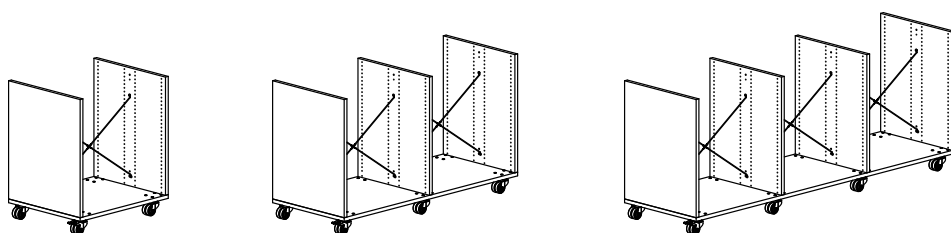
Middle shelf must be screwed into panels for H1520 mm.

- Prices based on steel price group 1 and wooden price group A (see Design Options pages 6-9).

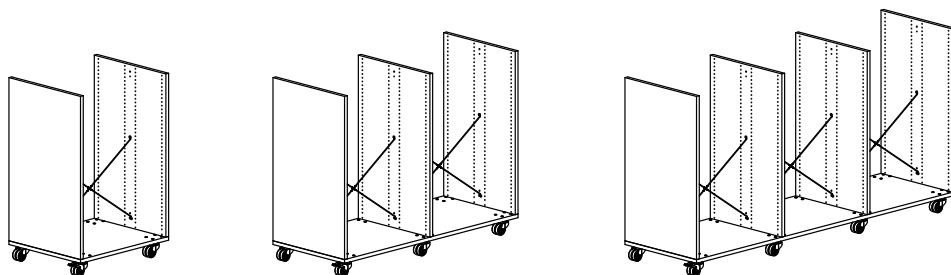
- For top shelves, see pages 156 & 174

- For shelves see page 144 & 166.

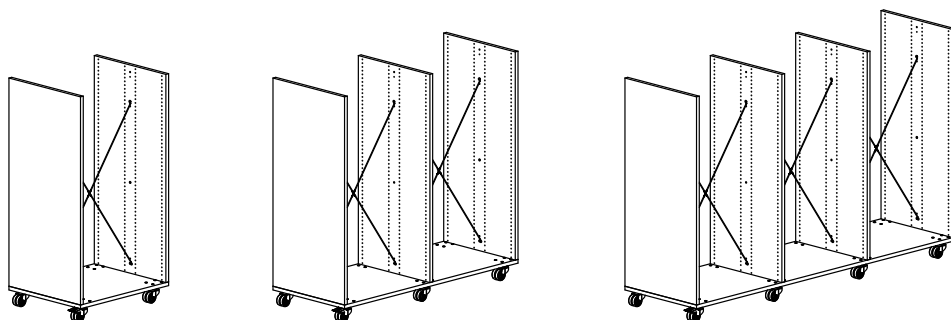
- For accessories see page 186.



Double-sided H920 mm - 1/2/3 bays



Double-sided H1220 mm - 1/2/3 bays



Double-sided H1520 mm - 1/2/3 bays

LINGO SHELVING SYSTEM

DOUBLE-SIDED - CROSS BRACE - CASTOR PLATE - FOR TOP SHELF

Painted and veneered Lingo Shelving Systems are FSC-certified.

H920 mm

| Module mm | Shelf depth mm | No. of bays | Item no. | Melamine DKK | Painted DKK | Veneer DKK |
|-----------|----------------|-------------|------------------|--------------|-------------|------------|
| 500 | 250 | 1 | BBN011345019000. | 3.799 | 4.439 | 6.149 |
| 500 | 250 | 2 | BBN011345029000. | 5.780 | 6.741 | 9.306 |
| 500 | 250 | 3 | BBN011345039000. | 8.090 | 9.428 | 12.998 |
| 500 | 300 | 1 | BBN011365019000. | 4.670 | 5.466 | 7.590 |
| 500 | 300 | 2 | BBN011365029000. | 7.090 | 8.285 | 11.467 |
| 500 | 300 | 3 | BBN011365039000. | 9.873 | 11.529 | 15.942 |
| 500 | 400 | 1 | BBN011385019000. | 6.199 | 7.261 | 10.097 |
| 500 | 400 | 2 | BBN011385029000. | 9.381 | 10.974 | 15.230 |
| 500 | 400 | 3 | BBN011385039000. | 12.964 | 15.157 | 21.021 |
| 750 | 250 | 1 | BBN011347019000. | 4.451 | 5.207 | 7.225 |
| 750 | 250 | 2 | BBN011347029000. | 6.761 | 7.894 | 10.917 |
| 750 | 250 | 3 | BBN011347039000. | 9.560 | 11.158 | 15.419 |
| 750 | 300 | 1 | BBN011367019000. | 5.397 | 6.322 | 8.785 |
| 750 | 300 | 2 | BBN011367029000. | 8.180 | 9.566 | 13.260 |
| 750 | 300 | 3 | BBN011367039000. | 11.507 | 13.451 | 18.634 |
| 750 | 400 | 1 | BBN011387019000. | 6.997 | 8.200 | 11.413 |
| 750 | 400 | 2 | BBN011387029000. | 10.580 | 12.383 | 17.204 |
| 750 | 400 | 3 | BBN011387039000. | 14.759 | 17.272 | 23.980 |
| 900 | 250 | 1 | BBN011349019000. | 4.844 | 5.670 | 7.870 |
| 900 | 250 | 2 | BBN011349029000. | 7.349 | 8.586 | 11.888 |
| 900 | 300 | 1 | BBN011369019000. | 5.833 | 6.834 | 9.501 |
| 900 | 300 | 2 | BBN011369029000. | 8.833 | 10.335 | 14.337 |
| 900 | 400 | 1 | BBN011389019000. | 7.475 | 8.762 | 12.204 |
| 900 | 400 | 2 | BBN011389029000. | 11.298 | 13.229 | 18.387 |
| 1000 | 250 | 1 | BBN011341019000. | 5.105 | 5.976 | 8.299 |
| 1000 | 250 | 2 | BBN011341029000. | 7.741 | 9.048 | 12.534 |
| 1000 | 300 | 1 | BBN011361019000. | 6.124 | 7.176 | 9.978 |
| 1000 | 300 | 2 | BBN011361029000. | 9.267 | 10.847 | 15.054 |
| 1000 | 400 | 1 | BBN011381019000. | 7.794 | 9.138 | 12.728 |
| 1000 | 400 | 2 | BBN011381029000. | 11.777 | 13.793 | 19.175 |

LINGO SHELVING SYSTEM

DOUBLE-SIDED - CROSS BRACE - CASTOR PLATE - FOR TOP SHELF

Painted and veneered Lingo Shelving Systems are FSC-certified.

H1220 mm

| Module mm | Shelf depth mm | No. of bays | Item no. | Melamine DKK | Painted DKK | Veneer DKK |
|-----------|----------------|-------------|------------------|--------------|-------------|------------|
| 500 | 250 | 1 | BBN011445019000. | 4.541 | 5.313 | 7.375 |
| 500 | 250 | 2 | BBN011445029000. | 6.893 | 8.052 | 11.145 |
| 500 | 250 | 3 | BBN011445039000. | 9.574 | 11.176 | 15.450 |
| 500 | 300 | 1 | BBN011465019000. | 5.584 | 6.540 | 9.096 |
| 500 | 300 | 2 | BBN011465029000. | 8.461 | 9.896 | 13.726 |
| 500 | 300 | 3 | BBN011465039000. | 11.701 | 13.677 | 18.954 |
| 500 | 400 | 1 | BBN011485019000. | 7.529 | 8.829 | 12.295 |
| 500 | 400 | 2 | BBN011485029000. | 11.376 | 13.326 | 18.527 |
| 500 | 400 | 3 | BBN011485039000. | 15.624 | 18.293 | 25.417 |
| 750 | 250 | 1 | BBN011447019000. | 5.193 | 6.081 | 8.451 |
| 750 | 250 | 2 | BBN011447029000. | 7.874 | 9.205 | 12.756 |
| 750 | 250 | 3 | BBN011447039000. | 11.044 | 12.906 | 17.871 |
| 750 | 300 | 1 | BBN011467019000. | 6.311 | 7.396 | 10.291 |
| 750 | 300 | 2 | BBN011467029000. | 9.551 | 11.177 | 15.519 |
| 750 | 300 | 3 | BBN011467039000. | 13.335 | 15.599 | 21.646 |
| 750 | 400 | 1 | BBN011487019000. | 8.327 | 9.768 | 13.611 |
| 750 | 400 | 2 | BBN011487029000. | 12.575 | 14.735 | 20.501 |
| 750 | 400 | 3 | BBN011487039000. | 17.419 | 20.408 | 28.376 |
| 900 | 250 | 1 | BBN011449019000. | 5.586 | 6.544 | 9.096 |
| 900 | 250 | 2 | BBN011449029000. | 8.462 | 9.897 | 13.727 |
| 900 | 300 | 1 | BBN011469019000. | 6.747 | 7.908 | 11.007 |
| 900 | 300 | 2 | BBN011469029000. | 10.204 | 11.946 | 16.596 |
| 900 | 400 | 1 | BBN011489019000. | 8.805 | 10.330 | 14.402 |
| 900 | 400 | 2 | BBN011489029000. | 13.293 | 15.581 | 21.684 |
| 1000 | 250 | 1 | BBN011441019000. | 5.847 | 6.850 | 9.525 |
| 1000 | 250 | 2 | BBN011441029000. | 8.854 | 10.359 | 14.373 |
| 1000 | 300 | 1 | BBN011461019000. | 7.038 | 8.250 | 11.484 |
| 1000 | 300 | 2 | BBN011461029000. | 10.638 | 12.458 | 17.313 |
| 1000 | 400 | 1 | BBN011481019000. | 9.124 | 10.706 | 14.926 |
| 1000 | 400 | 2 | BBN011481029000. | 13.772 | 16.145 | 22.472 |

LINGO SHELVING SYSTEM

DOUBLE-SIDED - CROSS BRACE - CASTOR PLATE - FOR TOP SHELF

Painted and veneered Lingo Shelving Systems are FSC-certified.

H1520 mm

| Module mm | Shelf depth mm | No. of bays | Item no. | Melamine DKK | Painted DKK | Veneer DKK |
|-----------|----------------|-------------|------------------|--------------|-------------|------------|
| 500 | 250 | 1 | BBN011545019000. | 4.899 | 5.733 | 7.957 |
| 500 | 250 | 2 | BBN011545029000. | 7.430 | 8.682 | 12.018 |
| 500 | 250 | 3 | BBN011545039000. | 10.290 | 12.016 | 16.614 |
| 500 | 300 | 1 | BBN011565019000. | 5.796 | 6.790 | 9.446 |
| 500 | 300 | 2 | BBN011565029000. | 8.779 | 10.271 | 14.251 |
| 500 | 300 | 3 | BBN011565039000. | 12.125 | 14.177 | 19.654 |
| 500 | 400 | 1 | BBN011585019000. | 7.833 | 9.187 | 12.793 |
| 500 | 400 | 2 | BBN011585029000. | 11.832 | 13.863 | 19.274 |
| 500 | 400 | 3 | BBN011585039000. | 16.232 | 19.009 | 26.413 |
| 750 | 250 | 1 | BBN011547019000. | 5.551 | 6.501 | 9.033 |
| 750 | 250 | 2 | BBN011547029000. | 8.411 | 9.835 | 13.629 |
| 750 | 250 | 3 | BBN011547039000. | 11.760 | 13.746 | 19.035 |
| 750 | 300 | 1 | BBN011567019000. | 6.523 | 7.646 | 10.641 |
| 750 | 300 | 2 | BBN011567029000. | 9.869 | 11.552 | 16.044 |
| 750 | 300 | 3 | BBN011567039000. | 13.759 | 16.099 | 22.346 |
| 750 | 400 | 1 | BBN011587019000. | 8.631 | 10.126 | 14.109 |
| 750 | 400 | 2 | BBN011587029000. | 13.031 | 15.272 | 21.248 |
| 750 | 400 | 3 | BBN011587039000. | 18.027 | 21.124 | 29.372 |
| 900 | 250 | 1 | BBN011549019000. | 5.944 | 6.964 | 9.678 |
| 900 | 250 | 2 | BBN011549029000. | 8.999 | 10.527 | 14.600 |
| 900 | 300 | 1 | BBN011569019000. | 6.959 | 8.158 | 11.357 |
| 900 | 300 | 2 | BBN011569029000. | 10.522 | 12.321 | 17.121 |
| 900 | 400 | 1 | BBN011589019000. | 9.109 | 10.688 | 14.900 |
| 900 | 400 | 2 | BBN011589029000. | 13.749 | 16.118 | 22.431 |
| 1000 | 250 | 1 | BBN011541019000. | 6.205 | 7.270 | 10.107 |
| 1000 | 250 | 2 | BBN011541029000. | 9.391 | 10.989 | 15.246 |
| 1000 | 300 | 1 | BBN011561019000. | 7.250 | 8.500 | 11.834 |
| 1000 | 300 | 2 | BBN011561029000. | 10.956 | 12.833 | 17.838 |
| 1000 | 400 | 1 | BBN011581019000. | 9.428 | 11.064 | 15.424 |
| 1000 | 400 | 2 | BBN011581029000. | 14.228 | 16.682 | 23.219 |



LINGO SHELVING SYSTEM

BBN012 - STEEL BACK FRAME - CASTOR PLATE - WITH OVERLAYING WOODEN TOP PLATE

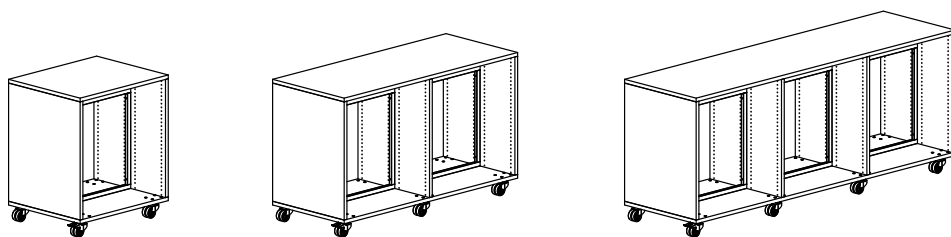


LINGO SHELVING SYSTEM

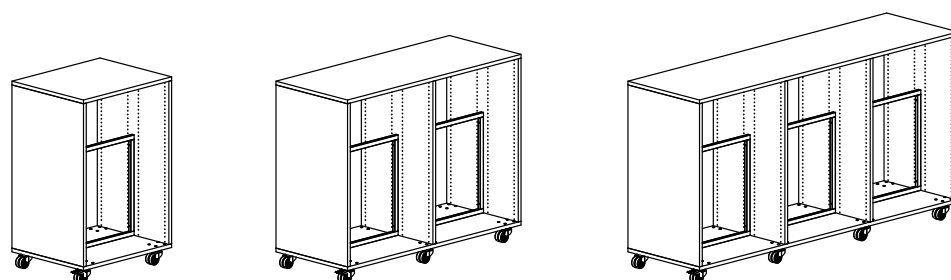
BBN012 - STEEL BACK FRAME - CASTOR PLATE - WITH OVERLAYING WOODEN TOP PLATE

Shelving system with wooden panels, metal back frame, castor plate and overlaying top plate.

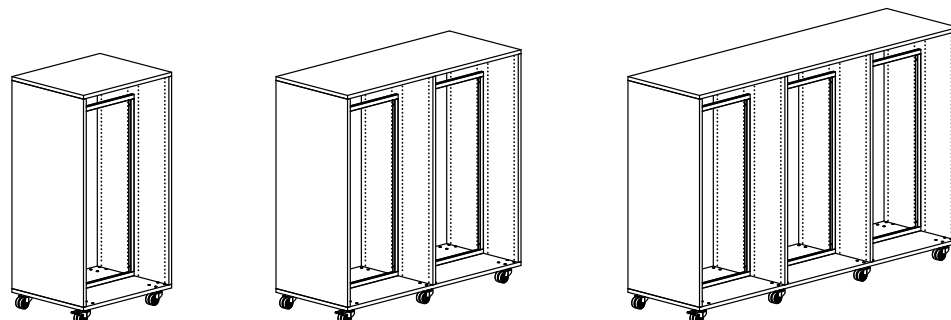
- Prices based on steel price group 1 and wooden price group A (see Design Options pages 6-9).
- For shelves see page 144 & 166.
- For accessories see page 186.



Double-sided H920 mm - 1/2/3 bays



Double-sided H1220 mm - 1/2/3 bays



Double-sided H1520 mm - 1/2/3 bays

LINGO SHELVING SYSTEM

DOUBLE-SIDED - STEEL BACK FRAME - CASTOR PLATE - WITH OVERLAYING WOODEN TOP PLATE

Painted and veneered Lingo Shelving Systems are FSC-certified.

H920 mm

| Module mm | Shelf depth mm | No. of bays | Item no. | Melamine DKK | Painted DKK | Veneer DKK |
|-----------|----------------|-------------|------------------|--------------|-------------|------------|
| 500 | 250 | 1 | BBN012345016100. | 5.035 | 5.816 | 7.901 |
| 500 | 250 | 2 | BBN012345026100. | 8.089 | 9.304 | 12.546 |
| 500 | 250 | 3 | BBN012345036100. | 11.555 | 13.274 | 17.863 |
| 500 | 300 | 1 | BBN012365016100. | 5.993 | 6.947 | 9.489 |
| 500 | 300 | 2 | BBN012365026100. | 9.558 | 11.036 | 14.971 |
| 500 | 300 | 3 | BBN012365036100. | 13.577 | 15.657 | 21.201 |
| 500 | 400 | 1 | BBN012385016100. | 7.612 | 8.846 | 12.143 |
| 500 | 400 | 2 | BBN012385026100. | 12.009 | 13.914 | 18.997 |
| 500 | 400 | 3 | BBN012385036100. | 16.908 | 19.568 | 26.675 |
| 750 | 250 | 1 | BBN012347016100. | 6.087 | 7.057 | 9.638 |
| 750 | 250 | 2 | BBN012347026100. | 9.792 | 11.306 | 15.346 |
| 750 | 250 | 3 | BBN012347036100. | 14.105 | 16.275 | 22.063 |
| 750 | 300 | 1 | BBN012367016100. | 7.168 | 8.327 | 11.418 |
| 750 | 300 | 2 | BBN012367026100. | 11.449 | 13.259 | 18.083 |
| 750 | 300 | 3 | BBN012367036100. | 16.414 | 18.993 | 25.873 |
| 750 | 400 | 1 | BBN012387016100. | 8.900 | 10.362 | 14.266 |
| 750 | 400 | 2 | BBN012387026100. | 14.089 | 16.359 | 22.423 |
| 750 | 400 | 3 | BBN012387036100. | 20.026 | 23.239 | 31.810 |
| 900 | 250 | 1 | BBN012349016100. | 6.480 | 7.520 | 10.283 |
| 900 | 250 | 2 | BBN012349026100. | 10.380 | 11.998 | 16.317 |
| 900 | 300 | 1 | BBN012369016100. | 7.604 | 8.839 | 12.134 |
| 900 | 300 | 2 | BBN012369026100. | 12.102 | 14.028 | 19.160 |
| 900 | 400 | 1 | BBN012389016100. | 9.378 | 10.924 | 15.057 |
| 900 | 400 | 2 | BBN012389026100. | 14.807 | 17.205 | 23.606 |
| 1000 | 250 | 1 | BBN012341016100. | 6.956 | 8.061 | 11.012 |
| 1000 | 250 | 2 | BBN012341026100. | 11.170 | 12.901 | 17.517 |
| 1000 | 300 | 1 | BBN012361016100. | 8.122 | 9.436 | 12.934 |
| 1000 | 300 | 2 | BBN012361026100. | 12.963 | 15.014 | 20.476 |
| 1000 | 400 | 1 | BBN012381016100. | 9.939 | 11.571 | 15.928 |
| 1000 | 400 | 2 | BBN012381026100. | 15.739 | 18.273 | 25.038 |

LINGO SHELVING SYSTEM

DOUBLE-SIDED - STEEL BACK FRAME - CASTOR PLATE - WITH OVERLAYING WOODEN TOP PLATE

Painted and veneered Lingo Shelving Systems are FSC-certified.

H1220 mm

| Module mm | Shelf depth mm | No. of bays | Item no. | Melamine DKK | Painted DKK | Veneer DKK |
|-----------|----------------|-------------|------------------|--------------|-------------|------------|
| 500 | 250 | 1 | BBN012445016100. | 5.777 | 6.690 | 9.127 |
| 500 | 250 | 2 | BBN012445026100. | 9.202 | 10.615 | 14.385 |
| 500 | 250 | 3 | BBN012445036100. | 13.039 | 15.022 | 20.315 |
| 500 | 300 | 1 | BBN012465016100. | 6.907 | 8.021 | 10.995 |
| 500 | 300 | 2 | BBN012465026100. | 10.929 | 12.647 | 17.230 |
| 500 | 300 | 3 | BBN012465036100. | 15.405 | 17.805 | 24.213 |
| 500 | 400 | 1 | BBN012485016100. | 8.942 | 10.414 | 14.341 |
| 500 | 400 | 2 | BBN012485026100. | 14.004 | 16.266 | 22.294 |
| 500 | 400 | 3 | BBN012485036100. | 19.568 | 22.704 | 31.071 |
| 750 | 250 | 1 | BBN012447016100. | 6.829 | 7.931 | 10.864 |
| 750 | 250 | 2 | BBN012447026100. | 10.905 | 12.617 | 17.185 |
| 750 | 250 | 3 | BBN012447036100. | 15.589 | 18.023 | 24.515 |
| 750 | 300 | 1 | BBN012467016100. | 8.082 | 9.401 | 12.924 |
| 750 | 300 | 2 | BBN012467026100. | 12.820 | 14.870 | 20.342 |
| 750 | 300 | 3 | BBN012467036100. | 18.242 | 21.141 | 28.885 |
| 750 | 400 | 1 | BBN012487016100. | 10.230 | 11.930 | 16.464 |
| 750 | 400 | 2 | BBN012487026100. | 16.084 | 18.711 | 25.720 |
| 750 | 400 | 3 | BBN012487036100. | 22.686 | 26.375 | 36.206 |
| 900 | 250 | 1 | BBN012449016100. | 7.222 | 8.394 | 11.509 |
| 900 | 250 | 2 | BBN012449026100. | 11.493 | 13.309 | 18.156 |
| 900 | 300 | 1 | BBN012469016100. | 8.518 | 9.913 | 13.640 |
| 900 | 300 | 2 | BBN012469026100. | 13.473 | 15.639 | 21.419 |
| 900 | 400 | 1 | BBN012489016100. | 10.708 | 12.492 | 17.255 |
| 900 | 400 | 2 | BBN012489026100. | 16.802 | 19.557 | 26.903 |
| 1000 | 250 | 1 | BBN012441016100. | 7.698 | 8.935 | 12.238 |
| 1000 | 250 | 2 | BBN012441026100. | 12.283 | 14.212 | 19.356 |
| 1000 | 300 | 1 | BBN012461016100. | 9.036 | 10.510 | 14.440 |
| 1000 | 300 | 2 | BBN012461026100. | 14.334 | 16.625 | 22.735 |
| 1000 | 400 | 1 | BBN012481016100. | 11.269 | 13.139 | 18.126 |
| 1000 | 400 | 2 | BBN012481026100. | 17.734 | 20.625 | 28.335 |

LINGO SHELVING SYSTEM

DOUBLE-SIDED - STEEL BACK FRAME - CASTOR PLATE - WITH OVERLAYING WOODEN TOP PLATE

Painted and veneered Lingo Shelving Systems are FSC-certified.

H1520 mm

| Module mm | Shelf depth mm | No. of bays | Item no. | Melamine DKK | Painted DKK | Veneer DKK |
|-----------|----------------|-------------|------------------|--------------|-------------|------------|
| 500 | 250 | 1 | BBN012545016100. | 6.315 | 7.290 | 9.889 |
| 500 | 250 | 2 | BBN012545026100. | 10.099 | 11.605 | 15.618 |
| 500 | 250 | 3 | BBN012545036100. | 14.295 | 16.402 | 22.019 |
| 500 | 300 | 1 | BBN012565016100. | 7.299 | 8.451 | 11.525 |
| 500 | 300 | 2 | BBN012565026100. | 11.607 | 13.382 | 18.115 |
| 500 | 300 | 3 | BBN012565036100. | 16.369 | 18.845 | 25.453 |
| 500 | 400 | 1 | BBN012585016100. | 9.426 | 10.952 | 15.019 |
| 500 | 400 | 2 | BBN012585026100. | 14.820 | 17.163 | 23.401 |
| 500 | 400 | 3 | BBN012585036100. | 20.716 | 23.960 | 32.607 |
| 750 | 250 | 1 | BBN012547016100. | 7.367 | 8.531 | 11.626 |
| 750 | 250 | 2 | BBN012547026100. | 11.802 | 13.607 | 18.418 |
| 750 | 250 | 3 | BBN012547036100. | 16.845 | 19.403 | 26.219 |
| 750 | 300 | 1 | BBN012567016100. | 8.474 | 9.831 | 13.454 |
| 750 | 300 | 2 | BBN012567026100. | 13.498 | 15.605 | 21.227 |
| 750 | 300 | 3 | BBN012567036100. | 19.206 | 22.181 | 30.125 |
| 750 | 400 | 1 | BBN012587016100. | 10.714 | 12.468 | 17.142 |
| 750 | 400 | 2 | BBN012587026100. | 16.900 | 19.608 | 26.827 |
| 750 | 400 | 3 | BBN012587036100. | 23.834 | 27.631 | 37.742 |
| 900 | 250 | 1 | BBN012549016100. | 7.760 | 8.994 | 12.271 |
| 900 | 250 | 2 | BBN012549026100. | 12.390 | 14.299 | 19.389 |
| 900 | 300 | 1 | BBN012569016100. | 8.910 | 10.343 | 14.170 |
| 900 | 300 | 2 | BBN012569026100. | 14.151 | 16.374 | 22.304 |
| 900 | 400 | 1 | BBN012589016100. | 11.192 | 13.030 | 17.933 |
| 900 | 400 | 2 | BBN012589026100. | 17.618 | 20.454 | 28.010 |
| 1000 | 250 | 1 | BBN012541016100. | 8.258 | 9.557 | 13.022 |
| 1000 | 250 | 2 | BBN012541026100. | 13.224 | 15.246 | 20.633 |
| 1000 | 300 | 1 | BBN012561016100. | 9.450 | 10.962 | 14.992 |
| 1000 | 300 | 2 | BBN012561026100. | 15.056 | 17.404 | 23.664 |
| 1000 | 400 | 1 | BBN012581016100. | 11.775 | 13.699 | 18.826 |
| 1000 | 400 | 2 | BBN012581026100. | 18.594 | 21.566 | 29.486 |



LINGO SHELVING SYSTEM

BBN012 - WOODEN BACK PANEL - CASTOR PLATE - WITH OVERLAYING WOODEN TOP PLATE

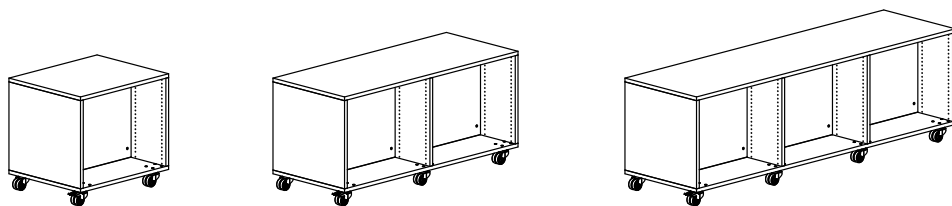


LINGO SHELVING SYSTEM

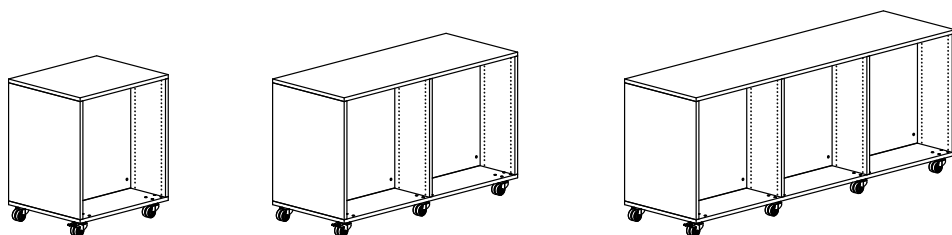
BBN012 - WOODEN BACK PANEL - CASTOR PLATE - WITH OVERLAYING WOODEN TOP PLATE

Shelving system with wooden panels, wooden back panel, castor plate and overlaying top plate.

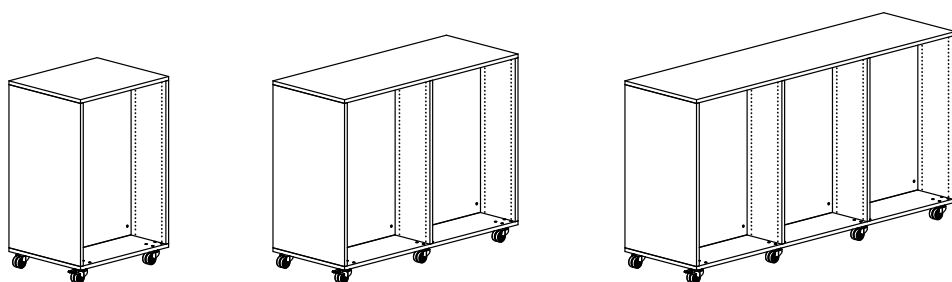
- Prices based on steel price group 1 and wooden price group A (see Design Options pages 6-9).
- For shelves see page 144 & 166.
- For accessories see page 186.



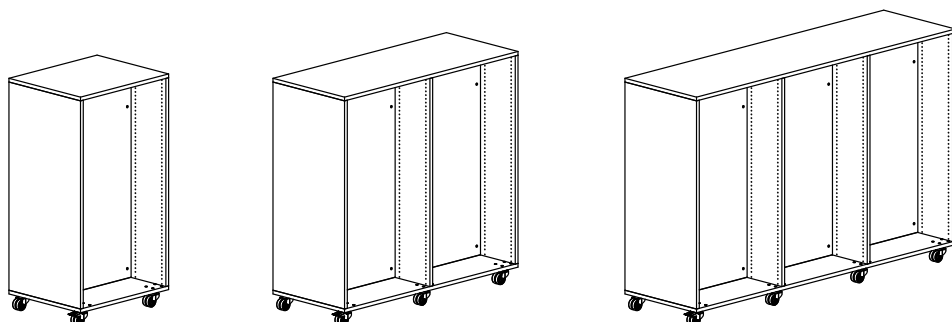
Double-sided H720 mm - 1/2/3 bays



Double-sided H920 mm - 1/2/3 bays



Double-sided H1220 mm - 1/2/3 bays



Double-sided H1520 mm - 1/2/3 bays

LINGO SHELVING SYSTEM

DOUBLE-SIDED - WOODEN BACK PANEL - CASTOR PLATE - WITH OVERLAYING WOODEN TOP PLATE

Painted and veneered Lingo Shelving Systems are FSC-certified.

H720 mm

| Module mm | Shelf depth mm | No. of bays | Item no. | Melamine DKK | Painted DKK | Veneer DKK |
|-----------|----------------|-------------|------------------|--------------|-------------|------------|
| 500 | 250 | 1 | BBN012245012100. | 4.452 | 5.234 | 7.328 |
| 500 | 250 | 2 | BBN012245022100. | 7.175 | 8.437 | 11.816 |
| 500 | 250 | 3 | BBN012245032100. | 10.310 | 12.122 | 16.976 |
| 500 | 300 | 1 | BBN012265012100. | 5.250 | 6.175 | 8.652 |
| 500 | 300 | 2 | BBN012265022100. | 8.404 | 9.884 | 13.845 |
| 500 | 300 | 3 | BBN012265032100. | 12.012 | 14.125 | 19.786 |
| 500 | 400 | 1 | BBN012285012100. | 6.569 | 7.726 | 10.818 |
| 500 | 400 | 2 | BBN012285022100. | 10.405 | 12.240 | 17.139 |
| 500 | 400 | 3 | BBN012285032100. | 14.743 | 17.340 | 24.284 |
| 750 | 250 | 1 | BBN012247012100. | 5.764 | 6.783 | 9.497 |
| 750 | 250 | 2 | BBN012247022100. | 9.398 | 11.055 | 15.480 |
| 750 | 250 | 3 | BBN012247032100. | 13.640 | 16.047 | 22.472 |
| 750 | 300 | 1 | BBN012267012100. | 6.685 | 7.863 | 11.013 |
| 750 | 300 | 2 | BBN012267022100. | 10.815 | 12.723 | 17.821 |
| 750 | 300 | 3 | BBN012267032100. | 15.629 | 18.385 | 25.754 |
| 750 | 400 | 1 | BBN012287012100. | 8.117 | 9.550 | 13.373 |
| 750 | 400 | 2 | BBN012287022100. | 13.005 | 15.301 | 21.429 |
| 750 | 400 | 3 | BBN012287032100. | 18.641 | 21.935 | 30.715 |
| 900 | 250 | 1 | BBN012249012100. | 6.353 | 7.475 | 10.461 |
| 900 | 250 | 2 | BBN012249022100. | 10.378 | 12.205 | 17.089 |
| 900 | 300 | 1 | BBN012269012100. | 7.317 | 8.604 | 12.048 |
| 900 | 300 | 2 | BBN012269022100. | 11.860 | 13.950 | 19.536 |
| 900 | 400 | 1 | BBN012289012100. | 8.791 | 10.341 | 14.483 |
| 900 | 400 | 2 | BBN012289022100. | 14.115 | 16.605 | 23.250 |
| 1000 | 250 | 1 | BBN012241012100. | 6.814 | 8.014 | 11.217 |
| 1000 | 250 | 2 | BBN012241022100. | 11.138 | 13.104 | 18.343 |
| 1000 | 300 | 1 | BBN012261012100. | 7.820 | 9.199 | 12.875 |
| 1000 | 300 | 2 | BBN012261022100. | 12.691 | 14.932 | 20.906 |
| 1000 | 400 | 1 | BBN012281012100. | 9.337 | 10.986 | 15.381 |
| 1000 | 400 | 2 | BBN012281022100. | 15.017 | 17.669 | 24.736 |

LINGO SHELVING SYSTEM

DOUBLE-SIDED - WOODEN BACK PANEL - CASTOR PLATE - WITH OVERLAYING WOODEN TOP PLATE

Painted and veneered Lingo Shelving Systems are FSC-certified.

H920 mm

| Module mm | Shelf depth mm | No. of bays | Item no. | Melamine DKK | Painted DKK | Veneer DKK |
|-----------|----------------|-------------|------------------|--------------|-------------|------------|
| 500 | 250 | 1 | BBN012345012100. | 5.101 | 6.000 | 8.401 |
| 500 | 250 | 2 | BBN012345022100. | 8.221 | 9.672 | 13.546 |
| 500 | 250 | 3 | BBN012345032100. | 11.753 | 13.826 | 19.363 |
| 500 | 300 | 1 | BBN012365012100. | 6.059 | 7.131 | 9.989 |
| 500 | 300 | 2 | BBN012365022100. | 9.690 | 11.404 | 15.971 |
| 500 | 300 | 3 | BBN012365032100. | 13.775 | 16.209 | 22.701 |
| 500 | 400 | 1 | BBN012385012100. | 7.678 | 9.030 | 12.643 |
| 500 | 400 | 2 | BBN012385022100. | 12.141 | 14.282 | 19.997 |
| 500 | 400 | 3 | BBN012385032100. | 17.106 | 20.120 | 28.175 |
| 750 | 250 | 1 | BBN012347012100. | 6.487 | 7.633 | 10.686 |
| 750 | 250 | 2 | BBN012347022100. | 10.592 | 12.458 | 17.442 |
| 750 | 250 | 3 | BBN012347032100. | 15.305 | 18.003 | 25.207 |
| 750 | 300 | 1 | BBN012367012100. | 7.568 | 8.903 | 12.466 |
| 750 | 300 | 2 | BBN012367022100. | 12.249 | 14.411 | 20.179 |
| 750 | 300 | 3 | BBN012367032100. | 17.614 | 20.721 | 29.017 |
| 750 | 400 | 1 | BBN012387012100. | 9.300 | 10.938 | 15.314 |
| 750 | 400 | 2 | BBN012387022100. | 14.889 | 17.511 | 24.519 |
| 750 | 400 | 3 | BBN012387032100. | 21.226 | 24.967 | 34.954 |
| 900 | 250 | 1 | BBN012349012100. | 7.130 | 8.391 | 11.743 |
| 900 | 250 | 2 | BBN012349022100. | 11.680 | 13.740 | 19.237 |
| 900 | 300 | 1 | BBN012369012100. | 8.254 | 9.710 | 13.594 |
| 900 | 300 | 2 | BBN012369022100. | 13.402 | 15.770 | 22.080 |
| 900 | 400 | 1 | BBN012389012100. | 10.028 | 11.795 | 16.517 |
| 900 | 400 | 2 | BBN012389022100. | 16.107 | 18.947 | 26.526 |
| 1000 | 250 | 1 | BBN012341012100. | 7.609 | 8.949 | 12.525 |
| 1000 | 250 | 2 | BBN012341022100. | 12.476 | 14.677 | 20.543 |
| 1000 | 300 | 1 | BBN012361012100. | 8.775 | 10.324 | 14.447 |
| 1000 | 300 | 2 | BBN012361022100. | 14.269 | 16.790 | 23.502 |
| 1000 | 400 | 1 | BBN012381012100. | 10.592 | 12.459 | 17.441 |
| 1000 | 400 | 2 | BBN012381022100. | 17.045 | 20.049 | 28.064 |

LINGO SHELVING SYSTEM

DOUBLE-SIDED - WOODEN BACK PANEL - CASTOR PLATE - WITH OVERLAYING WOODEN TOP PLATE

Painted and veneered Lingo Shelving Systems are FSC-certified.

H1220 mm

| Module mm | Shelf depth mm | No. of bays | Item no. | Melamine DKK | Painted DKK | Veneer DKK |
|-----------|----------------|-------------|------------------|--------------|-------------|------------|
| 500 | 250 | 1 | BBN012445012100. | 6.066 | 7.137 | 9.994 |
| 500 | 250 | 2 | BBN012445022100. | 9.780 | 11.509 | 16.119 |
| 500 | 250 | 3 | BBN012445032100. | 13.906 | 16.363 | 22.916 |
| 500 | 300 | 1 | BBN012465012100. | 7.196 | 8.468 | 11.862 |
| 500 | 300 | 2 | BBN012465022100. | 11.507 | 13.541 | 18.964 |
| 500 | 300 | 3 | BBN012465032100. | 16.272 | 19.146 | 26.814 |
| 500 | 400 | 1 | BBN012485012100. | 9.231 | 10.861 | 15.208 |
| 500 | 400 | 2 | BBN012485022100. | 14.582 | 17.160 | 24.028 |
| 500 | 400 | 3 | BBN012485032100. | 20.435 | 24.045 | 33.672 |
| 750 | 250 | 1 | BBN012447012100. | 7.566 | 8.903 | 12.464 |
| 750 | 250 | 2 | BBN012447022100. | 12.379 | 14.561 | 20.385 |
| 750 | 250 | 3 | BBN012447032100. | 17.800 | 20.939 | 29.315 |
| 750 | 300 | 1 | BBN012467012100. | 8.819 | 10.373 | 14.524 |
| 750 | 300 | 2 | BBN012467022100. | 14.294 | 16.814 | 23.542 |
| 750 | 300 | 3 | BBN012467032100. | 20.453 | 24.057 | 33.685 |
| 750 | 400 | 1 | BBN012487012100. | 10.967 | 12.902 | 18.064 |
| 750 | 400 | 2 | BBN012487022100. | 17.558 | 20.655 | 28.920 |
| 750 | 400 | 3 | BBN012487032100. | 24.897 | 29.291 | 41.006 |
| 900 | 250 | 1 | BBN012449012100. | 8.234 | 9.691 | 13.567 |
| 900 | 250 | 2 | BBN012449022100. | 13.517 | 15.903 | 22.272 |
| 900 | 300 | 1 | BBN012469012100. | 9.530 | 11.210 | 15.698 |
| 900 | 300 | 2 | BBN012469022100. | 15.497 | 18.233 | 25.535 |
| 900 | 400 | 1 | BBN012489012100. | 11.720 | 13.789 | 19.313 |
| 900 | 400 | 2 | BBN012489022100. | 18.826 | 22.151 | 31.019 |
| 1000 | 250 | 1 | BBN012441012100. | 8.797 | 10.348 | 14.487 |
| 1000 | 250 | 2 | BBN012441022100. | 14.481 | 17.038 | 23.854 |
| 1000 | 300 | 1 | BBN012461012100. | 10.135 | 11.923 | 16.689 |
| 1000 | 300 | 2 | BBN012461022100. | 16.532 | 19.451 | 27.233 |
| 1000 | 400 | 1 | BBN012481012100. | 12.368 | 14.552 | 20.375 |
| 1000 | 400 | 2 | BBN012481022100. | 19.932 | 23.451 | 32.833 |

LINGO SHELVING SYSTEM

DOUBLE-SIDED - WOODEN BACK PANEL - CASTOR PLATE - WITH OVERLAYING WOODEN TOP PLATE

Painted and veneered Lingo Shelving Systems are FSC-certified.

H1520 mm

| Module mm | Shelf depth mm | No. of bays | Item no. | Melamine DKK | Painted DKK | Veneer DKK |
|-----------|----------------|-------------|------------------|--------------|-------------|------------|
| 500 | 250 | 1 | BBN012545012100. | 6.624 | 7.791 | 10.904 |
| 500 | 250 | 2 | BBN012545022100. | 10.717 | 12.607 | 17.648 |
| 500 | 250 | 3 | BBN012545032100. | 15.222 | 17.905 | 25.064 |
| 500 | 300 | 1 | BBN012565012100. | 7.608 | 8.952 | 12.540 |
| 500 | 300 | 2 | BBN012565022100. | 12.225 | 14.384 | 20.145 |
| 500 | 300 | 3 | BBN012565032100. | 17.296 | 20.348 | 28.498 |
| 500 | 400 | 1 | BBN012585012100. | 9.735 | 11.453 | 16.034 |
| 500 | 400 | 2 | BBN012585022100. | 15.438 | 18.165 | 25.431 |
| 500 | 400 | 3 | BBN012585032100. | 21.643 | 25.463 | 35.652 |
| 750 | 250 | 1 | BBN012547012100. | 8.221 | 9.674 | 13.538 |
| 750 | 250 | 2 | BBN012547022100. | 13.510 | 15.893 | 22.242 |
| 750 | 250 | 3 | BBN012547032100. | 19.407 | 22.832 | 31.955 |
| 750 | 300 | 1 | BBN012567012100. | 9.328 | 10.974 | 15.366 |
| 750 | 300 | 2 | BBN012567022100. | 15.206 | 17.891 | 25.051 |
| 750 | 300 | 3 | BBN012567032100. | 21.768 | 25.610 | 35.861 |
| 750 | 400 | 1 | BBN012587012100. | 11.568 | 13.611 | 19.054 |
| 750 | 400 | 2 | BBN012587022100. | 18.608 | 21.894 | 30.651 |
| 750 | 400 | 3 | BBN012587032100. | 26.396 | 31.060 | 43.478 |
| 900 | 250 | 1 | BBN012549012100. | 8.978 | 10.565 | 14.785 |
| 900 | 250 | 2 | BBN012549022100. | 14.826 | 17.441 | 24.417 |
| 900 | 300 | 1 | BBN012569012100. | 10.128 | 11.914 | 16.684 |
| 900 | 300 | 2 | BBN012569022100. | 16.587 | 19.516 | 27.332 |
| 900 | 400 | 1 | BBN012589012100. | 12.410 | 14.601 | 20.447 |
| 900 | 400 | 2 | BBN012589022100. | 20.054 | 23.596 | 33.038 |
| 1000 | 250 | 1 | BBN012541012100. | 9.558 | 11.243 | 15.732 |
| 1000 | 250 | 2 | BBN012541022100. | 15.824 | 18.618 | 26.053 |
| 1000 | 300 | 1 | BBN012561012100. | 10.750 | 12.648 | 17.702 |
| 1000 | 300 | 2 | BBN012561022100. | 17.656 | 20.776 | 29.084 |
| 1000 | 400 | 1 | BBN012581012100. | 13.075 | 15.385 | 21.536 |
| 1000 | 400 | 2 | BBN012581022100. | 21.194 | 24.938 | 34.906 |

LINGO SHELVING SYSTEM

BBN012 - CROSS BRACE - CASTOR PLATE - WITH OVERLAYING WOODEN TOP PLATE

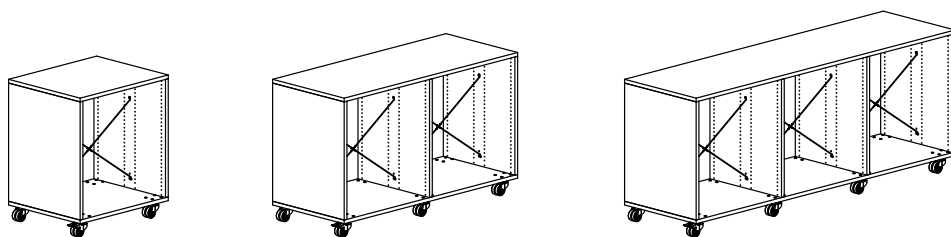


LINGO SHELVING SYSTEM

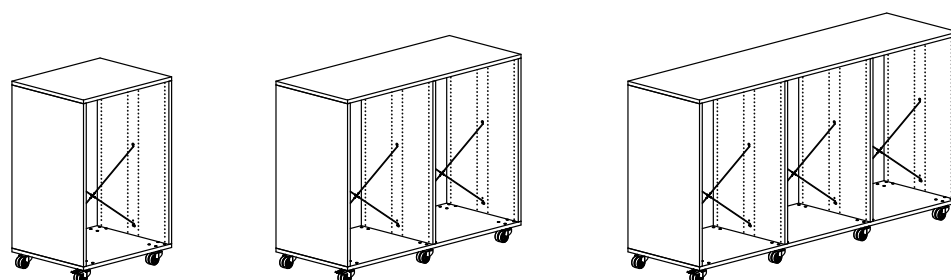
BBN012 - CROSS BRACE - CASTOR PLATE - WITH OVERLAYING WOODEN TOP PLATE

Shelving system with wooden panels, cross brace, castor plate and overlaying top plate.
Middle shelf must be screwed into panels for H1520 mm.

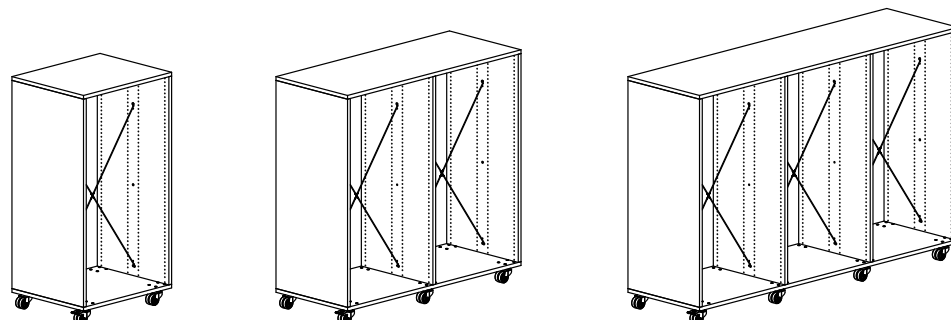
- Prices based on steel price group 1 and wooden price group A (see Design Options pages 6-9).
- For shelves see page 144 & 166.
- For accessories see page 186.



Double-sided H920 mm - 1/2/3 bays



Double-sided H1220 mm - 1/2/3 bays



Double-sided H1520 mm - 1/2/3 bays

LINGO SHELVING SYSTEM

DOUBLE-SIDED - CROSS BRACE - CASTOR PLATE - WITH OVERLAYING WOODEN TOP PLATE

Painted and veneered Lingo Shelving Systems are FSC-certified.

H920 mm

| Module mm | Shelf depth mm | No. of bays | Item no. | Melamine DKK | Painted DKK | Veneer DKK |
|-----------|----------------|-------------|------------------|--------------|-------------|------------|
| 500 | 250 | 1 | BBN0123450191006 | 4.601 | 5.382 | 7.467 |
| 500 | 250 | 2 | BBN0123450291006 | 7.221 | 8.436 | 11.678 |
| 500 | 250 | 3 | BBN0123450391006 | 10.253 | 11.972 | 16.561 |
| 500 | 300 | 1 | BBN0123650191006 | 5.559 | 6.513 | 9.055 |
| 500 | 300 | 2 | BBN0123650291006 | 8.690 | 10.168 | 14.103 |
| 500 | 300 | 3 | BBN0123650391006 | 12.275 | 14.355 | 19.899 |
| 500 | 400 | 1 | BBN0123850191006 | 7.178 | 8.412 | 11.709 |
| 500 | 400 | 2 | BBN0123850291006 | 11.141 | 13.046 | 18.129 |
| 500 | 400 | 3 | BBN0123850391006 | 15.606 | 18.266 | 25.373 |
| 750 | 250 | 1 | BBN0123470191006 | 5.653 | 6.623 | 9.204 |
| 750 | 250 | 2 | BBN0123470291006 | 8.924 | 10.438 | 14.478 |
| 750 | 250 | 3 | BBN0123470391006 | 12.803 | 14.973 | 20.761 |
| 750 | 300 | 1 | BBN0123670191006 | 6.734 | 7.893 | 10.984 |
| 750 | 300 | 2 | BBN0123670291006 | 10.581 | 12.391 | 17.215 |
| 750 | 300 | 3 | BBN0123670391006 | 15.112 | 17.691 | 24.571 |
| 750 | 400 | 1 | BBN0123870191006 | 8.466 | 9.928 | 13.832 |
| 750 | 400 | 2 | BBN0123870291006 | 13.221 | 15.491 | 21.555 |
| 750 | 400 | 3 | BBN0123870391006 | 18.724 | 21.937 | 30.508 |
| 900 | 250 | 1 | BBN0123490191006 | 6.046 | 7.086 | 9.849 |
| 900 | 250 | 2 | BBN0123490291006 | 9.512 | 11.130 | 15.449 |
| 900 | 300 | 1 | BBN0123690191006 | 7.170 | 8.405 | 11.700 |
| 900 | 300 | 2 | BBN0123690291006 | 11.234 | 13.160 | 18.292 |
| 900 | 400 | 1 | BBN0123890191006 | 8.944 | 10.490 | 14.623 |
| 900 | 400 | 2 | BBN0123890291006 | 13.939 | 16.337 | 22.738 |
| 1000 | 250 | 1 | BBN0123410191006 | 6.442 | 7.547 | 10.498 |
| 1000 | 250 | 2 | BBN0123410291006 | 10.142 | 11.873 | 16.489 |
| 1000 | 300 | 1 | BBN0123610191006 | 7.608 | 8.922 | 12.420 |
| 1000 | 300 | 2 | BBN0123610291006 | 11.935 | 13.986 | 19.448 |
| 1000 | 400 | 1 | BBN0123810191006 | 9.425 | 11.057 | 15.414 |
| 1000 | 400 | 2 | BBN0123810291006 | 14.711 | 17.245 | 24.010 |

LINGO SHELVING SYSTEM

DOUBLE-SIDED - CROSS BRACE - CASTOR PLATE - WITH OVERLAYING WOODEN TOP PLATE

Painted and veneered Lingo Shelving Systems are FSC-certified.

H1220 mm

| Module mm | Shelf depth mm | No. of bays | Item no. | Melamine DKK | Painted DKK | Veneer DKK |
|-----------|----------------|-------------|------------------|--------------|-------------|------------|
| 500 | 250 | 1 | BBN0124450191006 | 5.343 | 6.256 | 8.693 |
| 500 | 250 | 2 | BBN0124450291006 | 8.334 | 9.747 | 13.517 |
| 500 | 250 | 3 | BBN0124450391006 | 11.737 | 13.720 | 19.013 |
| 500 | 300 | 1 | BBN0124650191006 | 6.473 | 7.587 | 10.561 |
| 500 | 300 | 2 | BBN0124650291006 | 10.061 | 11.779 | 16.362 |
| 500 | 300 | 3 | BBN0124650391006 | 14.103 | 16.503 | 22.911 |
| 500 | 400 | 1 | BBN0124850191006 | 8.508 | 9.980 | 13.907 |
| 500 | 400 | 2 | BBN0124850291006 | 13.136 | 15.398 | 21.426 |
| 500 | 400 | 3 | BBN0124850391006 | 18.266 | 21.402 | 29.769 |
| 750 | 250 | 1 | BBN0124470191006 | 6.395 | 7.497 | 10.430 |
| 750 | 250 | 2 | BBN0124470291006 | 10.037 | 11.749 | 16.317 |
| 750 | 250 | 3 | BBN0124470391006 | 14.287 | 16.721 | 23.213 |
| 750 | 300 | 1 | BBN0124670191006 | 7.648 | 8.967 | 12.490 |
| 750 | 300 | 2 | BBN0124670291006 | 11.952 | 14.002 | 19.474 |
| 750 | 300 | 3 | BBN0124670391006 | 16.940 | 19.839 | 27.583 |
| 750 | 400 | 1 | BBN0124870191006 | 9.796 | 11.496 | 16.030 |
| 750 | 400 | 2 | BBN0124870291006 | 15.216 | 17.843 | 24.852 |
| 750 | 400 | 3 | BBN0124870391006 | 21.384 | 25.073 | 34.904 |
| 900 | 250 | 1 | BBN0124490191006 | 6.788 | 7.960 | 11.075 |
| 900 | 250 | 2 | BBN0124490291006 | 10.625 | 12.441 | 17.288 |
| 900 | 300 | 1 | BBN0124690191006 | 8.084 | 9.479 | 13.206 |
| 900 | 300 | 2 | BBN0124690291006 | 12.605 | 14.771 | 20.551 |
| 900 | 400 | 1 | BBN0124890191006 | 10.274 | 12.058 | 16.821 |
| 900 | 400 | 2 | BBN0124890291006 | 15.934 | 18.689 | 26.035 |
| 1000 | 250 | 1 | BBN0124410191006 | 7.184 | 8.421 | 11.724 |
| 1000 | 250 | 2 | BBN0124410291006 | 11.255 | 13.184 | 18.328 |
| 1000 | 300 | 1 | BBN0124610191006 | 8.522 | 9.996 | 13.926 |
| 1000 | 300 | 2 | BBN0124610291006 | 13.306 | 15.597 | 21.707 |
| 1000 | 400 | 1 | BBN0124810191006 | 10.755 | 12.625 | 17.612 |
| 1000 | 400 | 2 | BBN0124810291006 | 16.706 | 19.597 | 27.307 |

LINGO SHELVING SYSTEM

DOUBLE-SIDED - CROSS BRACE - CASTOR PLATE - WITH OVERLAYING WOODEN TOP PLATE

Painted and veneered Lingo Shelving Systems are FSC-certified.

H1520 mm

| Module mm | Shelf depth mm | No. of bays | Item no. | Melamine DKK | Painted DKK | Veneer DKK |
|-----------|----------------|-------------|------------------|--------------|-------------|------------|
| 500 | 250 | 1 | BBN0125450191006 | 5.701 | 6.676 | 9.275 |
| 500 | 250 | 2 | BBN0125450291006 | 8.871 | 10.377 | 14.390 |
| 500 | 250 | 3 | BBN0125450391006 | 12.453 | 14.560 | 20.177 |
| 500 | 300 | 1 | BBN0125650191006 | 6.685 | 7.837 | 10.911 |
| 500 | 300 | 2 | BBN0125650291006 | 10.379 | 12.154 | 16.887 |
| 500 | 300 | 3 | BBN0125650391006 | 14.527 | 17.003 | 23.611 |
| 500 | 400 | 1 | BBN0125850191006 | 8.812 | 10.338 | 14.405 |
| 500 | 400 | 2 | BBN0125850291006 | 13.592 | 15.935 | 22.173 |
| 500 | 400 | 3 | BBN0125850391006 | 18.874 | 22.118 | 30.765 |
| 750 | 250 | 1 | BBN0125470191006 | 6.753 | 7.917 | 11.012 |
| 750 | 250 | 2 | BBN0125470291006 | 10.574 | 12.379 | 17.190 |
| 750 | 250 | 3 | BBN0125470391006 | 15.003 | 17.561 | 24.377 |
| 750 | 300 | 1 | BBN0125670191006 | 7.860 | 9.217 | 12.840 |
| 750 | 300 | 2 | BBN0125670291006 | 12.270 | 14.377 | 19.999 |
| 750 | 300 | 3 | BBN0125670391006 | 17.364 | 20.339 | 28.283 |
| 750 | 400 | 1 | BBN0125870191006 | 10.100 | 11.854 | 16.528 |
| 750 | 400 | 2 | BBN0125870291006 | 15.672 | 18.380 | 25.599 |
| 750 | 400 | 3 | BBN0125870391006 | 21.992 | 25.789 | 35.900 |
| 900 | 250 | 1 | BBN0125490191006 | 7.146 | 8.380 | 11.657 |
| 900 | 250 | 2 | BBN0125490291006 | 11.162 | 13.071 | 18.161 |
| 900 | 300 | 1 | BBN0125690191006 | 8.296 | 9.729 | 13.556 |
| 900 | 300 | 2 | BBN0125690291006 | 12.923 | 15.146 | 21.076 |
| 900 | 400 | 1 | BBN0125890191006 | 10.578 | 12.416 | 17.319 |
| 900 | 400 | 2 | BBN0125890291006 | 16.390 | 19.226 | 26.782 |
| 1000 | 250 | 1 | BBN0125410191006 | 7.542 | 8.841 | 12.306 |
| 1000 | 250 | 2 | BBN0125410291006 | 11.792 | 13.814 | 19.201 |
| 1000 | 300 | 1 | BBN0125610191006 | 8.734 | 10.246 | 14.276 |
| 1000 | 300 | 2 | BBN0125610291006 | 13.624 | 15.972 | 22.232 |
| 1000 | 400 | 1 | BBN0125810191006 | 11.059 | 12.983 | 18.110 |
| 1000 | 400 | 2 | BBN0125810291006 | 17.162 | 20.134 | 28.054 |



LINGO SQUARE

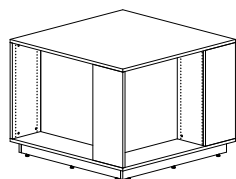


LINGO SQUARE

WITH PLINTH

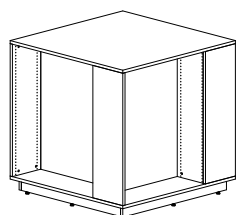
Lingo Square can be used in different environments for display, storage and exhibition. The top plate (also available in laminate) can also serve as a worktable, display or a play area. Each configuration consists of end panels, back panels, top and bottom plate, plinth and fittings. Painted and veneered Lingo Squares are FSC-certified. For shelves see from page 144, for accessories see from page 186.

H920 (939 mm) - for 2 shelves



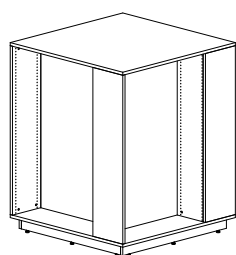
| Module mm | Shelf depth mm | Total width mm | Item no. | Melamine DKK | Painted DKK | Veneer DKK |
|-----------|----------------|----------------|---------------|--------------|-------------|------------|
| 500 | 250 | 811 | BBN130352200. | 9.380 | 11.032 | 15.441 |
| 500 | 300 | 861 | BBN130353200. | 10.094 | 11.873 | 16.619 |
| 750 | 250 | 1061 | BBN130372200. | 12.596 | 14.816 | 20.738 |
| 750 | 300 | 1111 | BBN130373200. | 13.452 | 15.824 | 22.151 |
| 900 | 250 | 1211 | BBN130392200. | 14.742 | 17.338 | 24.276 |
| 900 | 300 | 1261 | BBN130393200. | 15.620 | 18.376 | 25.729 |

H1220 (1239 mm) - for 3 shelves



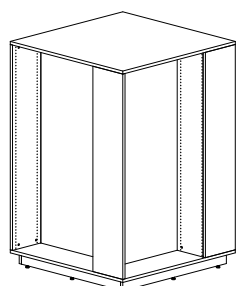
| Module mm | Shelf depth mm | Total width mm | Item no. | Melamine DKK | Painted DKK | Veneer DKK |
|-----------|----------------|----------------|---------------|--------------|-------------|------------|
| 500 | 250 | 811 | BBN130452200. | 11.040 | 12.988 | 18.189 |
| 500 | 300 | 861 | BBN130453200. | 11.498 | 13.529 | 18.947 |
| 750 | 250 | 1061 | BBN130472200. | 14.620 | 17.200 | 24.078 |
| 750 | 300 | 1111 | BBN130473200. | 15.220 | 17.908 | 25.071 |
| 900 | 250 | 1211 | BBN130492200. | 16.858 | 19.826 | 27.756 |
| 900 | 300 | 1261 | BBN130493200. | 17.480 | 20.564 | 28.789 |

H1520 (1539 mm) - for 4 shelves



| Module mm | Shelf depth mm | Total width mm | Item no. | Melamine DKK | Painted DKK | Veneer DKK |
|-----------|----------------|----------------|---------------|--------------|-------------|------------|
| 500 | 250 | 811 | BBN130552200. | 12.220 | 14.376 | 20.129 |
| 500 | 300 | 861 | BBN130553200. | 12.670 | 14.905 | 20.867 |
| 750 | 250 | 1061 | BBN130572200. | 16.112 | 18.952 | 26.538 |
| 750 | 300 | 1111 | BBN130573200. | 16.704 | 19.648 | 27.511 |
| 900 | 250 | 1211 | BBN130592200. | 18.626 | 21.914 | 30.684 |
| 900 | 300 | 1261 | BBN130593200. | 19.240 | 22.640 | 31.697 |

H1820 (1839 mm) - for 5 shelves



| Module mm | Shelf depth mm | Total width mm | Item no. | Melamine DKK | Painted DKK | Veneer DKK |
|-----------|----------------|----------------|---------------|--------------|-------------|------------|
| 500 | 250 | 811 | BBN130652200. | 13.556 | 15.940 | 22.317 |
| 500 | 300 | 861 | BBN130653200. | 13.966 | 16.425 | 22.995 |
| 750 | 250 | 1061 | BBN130672200. | 17.716 | 20.840 | 29.174 |
| 750 | 300 | 1111 | BBN130673200. | 18.268 | 21.492 | 30.087 |
| 900 | 250 | 1211 | BBN130692200. | 20.534 | 24.154 | 33.820 |
| 900 | 300 | 1261 | BBN130693200. | 21.108 | 24.836 | 34.773 |

LINGO SQUARE

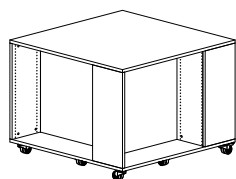


LINGO SQUARE

WITH CASTORS

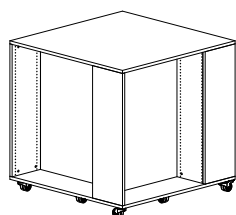
Lingo Square can be used in different environments for display, storage and exhibition. The top plate (available in laminate) can also serve as a worktable, display or a play area. Each configuration consists of end panels, back panels, top and bottom plate, 8 castors (Ø75 mm, 2 with brakes) and fittings. Painted and veneered Lingo Squares are FSC-certified. For shelves see from page 144, for accessories see from page 186.

H920 (939 mm) - for 2 shelves



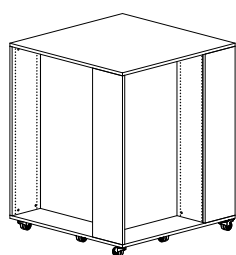
| Module mm | Shelf depth mm | Total width mm | Item no. | Melamine DKK | Painted DKK | Veneer DKK |
|-----------|----------------|----------------|---------------|--------------|-------------|------------|
| 500 | 250 | 811 | BBN130352100. | 8.679 | 10.209 | 14.287 |
| 500 | 300 | 861 | BBN130353100. | 9.353 | 11.001 | 15.398 |
| 750 | 250 | 1061 | BBN130372100. | 11.545 | 13.579 | 19.006 |
| 750 | 300 | 1111 | BBN130373100. | 12.342 | 14.518 | 20.324 |
| 900 | 250 | 1211 | BBN130392100. | 13.510 | 15.889 | 22.247 |
| 900 | 300 | 1261 | BBN130393100. | 14.327 | 16.854 | 23.597 |

H1220 (1239 mm) - for 3 shelves



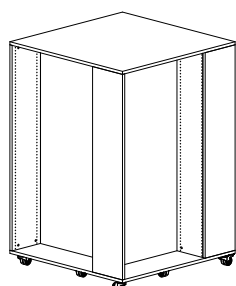
| Module mm | Shelf depth mm | Total width mm | Item no. | Melamine DKK | Painted DKK | Veneer DKK |
|-----------|----------------|----------------|---------------|--------------|-------------|------------|
| 500 | 250 | 811 | BBN130452100. | 10.339 | 12.165 | 17.035 |
| 500 | 300 | 861 | BBN130453100. | 10.757 | 12.657 | 17.726 |
| 750 | 250 | 1061 | BBN130472100. | 13.569 | 15.963 | 22.346 |
| 750 | 300 | 1111 | BBN130473100. | 14.110 | 16.602 | 23.244 |
| 900 | 250 | 1211 | BBN130492100. | 15.626 | 18.377 | 25.727 |
| 900 | 300 | 1261 | BBN130493100. | 16.187 | 19.042 | 26.657 |

H1520 (1539 mm) - for 4 shelves



| Module mm | Shelf depth mm | Total width mm | Item no. | Melamine DKK | Painted DKK | Veneer DKK |
|-----------|----------------|----------------|---------------|--------------|-------------|------------|
| 500 | 250 | 811 | BBN130552100. | 11.519 | 13.553 | 18.975 |
| 500 | 300 | 861 | BBN130553100. | 11.929 | 14.033 | 19.646 |
| 750 | 250 | 1061 | BBN130572100. | 15.061 | 17.715 | 24.806 |
| 750 | 300 | 1111 | BBN130573100. | 15.594 | 18.342 | 25.684 |
| 900 | 250 | 1211 | BBN130592100. | 17.394 | 20.465 | 28.655 |
| 900 | 300 | 1261 | BBN130593100. | 17.947 | 21.118 | 29.565 |

H1820 (1839 mm) - for 5 shelves



| Module mm | Shelf depth mm | Total width mm | Item no. | Melamine DKK | Painted DKK | Veneer DKK |
|-----------|----------------|----------------|---------------|--------------|-------------|------------|
| 500 | 250 | 811 | BBN130652100. | 12.855 | 15.117 | 21.163 |
| 500 | 300 | 861 | BBN130653100. | 13.225 | 15.553 | 21.774 |
| 750 | 250 | 1061 | BBN130672100. | 16.665 | 19.603 | 27.442 |
| 750 | 300 | 1111 | BBN130673100. | 17.158 | 20.186 | 28.260 |
| 900 | 250 | 1211 | BBN130692100. | 19.302 | 22.705 | 31.791 |
| 900 | 300 | 1261 | BBN130693100. | 19.815 | 23.314 | 32.641 |



COMPONENTS

CHECK LIST

When constructing your shelving, there are many factors to be taken into consideration and most importantly, you must remember to order all parts. Below you will find a check list of components you need to consider when constructing your wooden shelving.

SHELVES

The following factors are all to be considered before choosing the shelf:

- steel or wooden shelf
- hanging or backedge book support
- max. weight
- type of fixture
- steel/wooden topshelf or wooden overlaying top plate

ACCESSORIES

- Supply or exchange a shelf with a function; e.g. a browser or multimedia storage.

CASTORS

Extra components to complete the function and design of shelving:

- castor frame with castors
- castor plate with castors
- plinth

PANELS

The following factors are all to be considered before choosing the panel:

- design (standard/slat - slat is only available for double-sided shelving H1520-2120 MM)
- volume (single-sided/double-sided)
- height (720/920/1220/1520/1820/2120 mm)
- depth (250/300/400 mm)
- stationary or mobile (adjustable feet/castor frame/castor plate)
- top (top shelf/overlaying top plate)

CONNECTION ELEMENTS

To support the shelving and determine the design of shelving system, you must choose between one of the 3 connection elements:

- steel back frame
- wooden back panel
- galvanized cross brace

SHELVES

S1 & S2 - STEEL SHELVES

See below for overview of standard steel shelves:

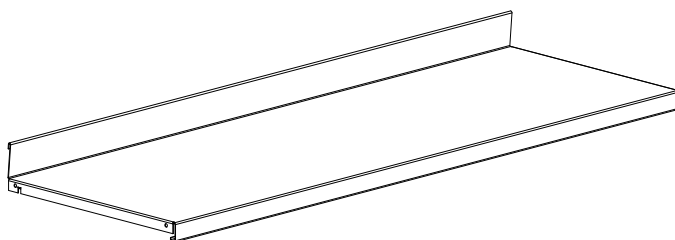
S1 - STEEL SHELF WITH STEEL BACKEDGE - FOR BACKEDGE BOOK SUPPORT

Details:

- Module 500/750/900/1000 mm
- Depth 250/300/400 mm
- Steel backedge H47 mm
- Backedge book support
- Steel brackets
- Max. weight 80 kg.
- Straight, 45°/60° sloping & 7,5° reverse tilted

Use with:

- ST1 - steel top shelf
- WT1 - wooden top shelf
- WO1 - wooden overlaying top plate



Note:

- Steel shelves placed at the bottom, must always be fixed with screws.
- Shelving H1820 and 2120 with cross brace must always have one intermediate steel shelf fixed with screws.

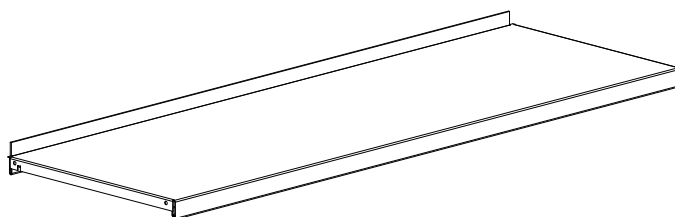
S2 - STEEL SHELF WITH ACRYLIC BACKEDGE - FOR HANGING BOOK SUPPORT

Details:

- Module 500/750/900/1000 mm
- Depth 250/300/400 mm
- Acrylic backedge H17 mm (loose part)
- Hanging book support
- Steel brackets
- Max. weight 80 kg.
- Straight, 45°/60° sloping & 7,5° reverse tilted

Use with:

- ST2 - steel top shelf
- WT1 - wooden top shelf
- WO1 - wooden overlaying top plate



Note:

- Steel shelves placed at the bottom, must always be fixed with screws.
- Shelving H1820 and 2120 with cross brace must always have one intermediate steel shelf fixed with screws.

SHELVES

S3 & S4 - STEEL SHELVES

See below for overview of standard steel shelves:

S3 - STEEL SHELF WITH STEEL BACKEDGE - FOR HANGING BOOK SUPPORT

Details:

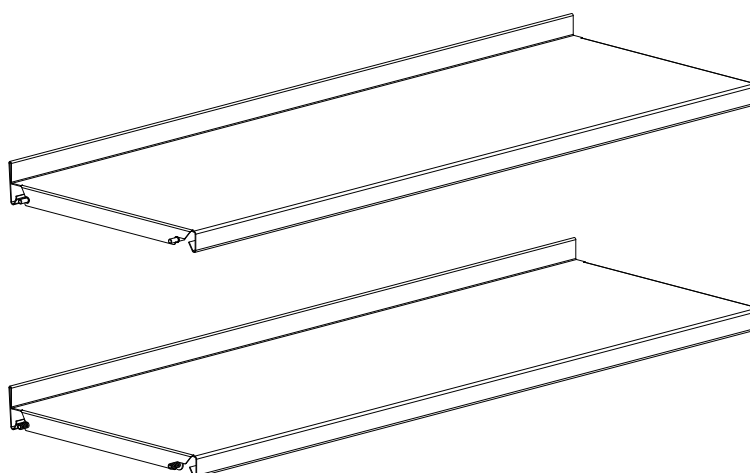
- Module 500/750/900/1000 mm
- Depth 250/300/400 mm
- Steel backedge H25 mm
- Hanging book support
- Pins/screws
- Max. weight 80 kg.
- Straight and sloping

Use with:

- ST3 - steel top shelf
- WT1 - wooden top shelf
- WO1 - wooden overlaying top plate

Note:

- Steel shelves placed at the bottom, must always be fixed with screws.
- Shelving H1820 and 2120 with cross brace must always have one intermediate steel shelf fixed with screws.



S4 - STEEL SHELF WITH NO BACKEDGE - FOR HANGING BOOK SUPPORT

Details:

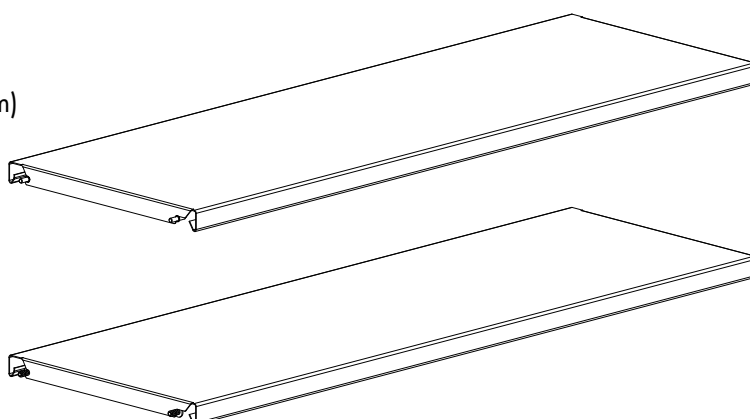
- Module 500/750/900/1000 mm
- Depth 250/300/400 mm
- No backedge
- Hanging book support
- Pins/screws
(use screws for cross brace H1820 og 2120 mm)
- Max. weight 80 kg.
- Straight

Use with:

- ST3 - steel top shelf
- WT1 - wooden top shelf
- WO1 - wooden overlaying top plate
-

Note:

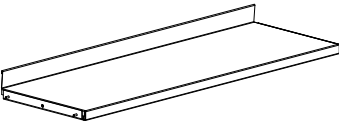
- Steel shelves placed at the bottom, must always be fixed with screws.
- Shelving H1820 and 2120 with cross brace must always have one intermediate steel shelf fixed with screws.



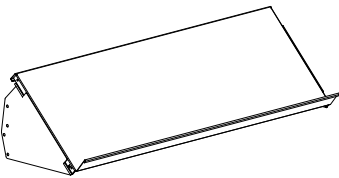
SHELVES

S1 - STEEL SHELF & COMPONENTS

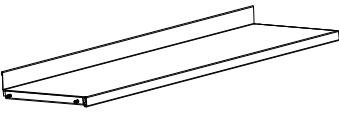
S1 - Steel shelf with steel backedge and steel brackets - for backedge book support

| Steel backedge 47 mm. | Module mm | Shelf depth mm | Item no. | Price DKK |
|---|-----------|----------------|------------|-----------|
|  | 500 | 250 | BBN0901152 | 535 |
| | 500 | 300 | BBN0901153 | 560 |
| | 500 | 400 | BBN0901154 | 645 |
| | 750 | 250 | BBN0901172 | 535 |
| | 750 | 300 | BBN0901173 | 560 |
| | 750 | 400 | BBN0901174 | 645 |
| | 900 | 250 | BBN0901192 | 559 |
| | 900 | 300 | BBN0901193 | 596 |
| | 900 | 400 | BBN0901194 | 734 |
| | 1000 | 250 | BBN0901112 | 612 |
| | 1000 | 300 | BBN0901113 | 642 |
| | 1000 | 400 | BBN0901114 | 756 |

S1 - Steel shelf with steel frontedge and 45°/60° steel plate brackets

| Steel frontedge 47 mm. | Module mm | Shelf depth mm | Item no. | Price DKK |
|---|-----------|----------------|------------|-----------|
|  | 500 | 250 | BBN0901352 | 887 |
| | 500 | 300 | BBN0901353 | 912 |
| | 500 | 400 | BBN0901354 | 997 |
| | 750 | 250 | BBN0901372 | 887 |
| | 750 | 300 | BBN0901373 | 912 |
| | 750 | 400 | BBN0901374 | 997 |
| | 900 | 250 | BBN0901392 | 911 |
| | 900 | 300 | BBN0901393 | 948 |
| | 900 | 400 | BBN0901394 | 1.086 |
| | 1000 | 250 | BBN0901312 | 964 |
| | 1000 | 300 | BBN0901313 | 994 |
| | 1000 | 400 | BBN0901314 | 1.108 |

S1 - Steel shelf with steel backedge and 7.5° reverse tilted steel plate brackets - for backedge book support

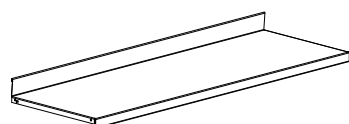
| Steel backedge 47 mm. | Module mm | Shelf depth mm | Item no. | Price DKK |
|---|-----------|----------------|------------|-----------|
|  | 500 | 250 | BBN0901252 | 631 |
| | 500 | 300 | BBN0901253 | 694 |
| | 500 | 400 | BBN0901254 | 825 |
| | 750 | 250 | BBN0901272 | 631 |
| | 750 | 300 | BBN0901273 | 694 |
| | 750 | 400 | BBN0901274 | 825 |
| | 900 | 250 | BBN0901292 | 655 |
| | 900 | 300 | BBN0901293 | 730 |
| | 900 | 400 | BBN0901294 | 914 |
| | 1000 | 250 | BBN0901212 | 708 |
| | 1000 | 300 | BBN0901213 | 776 |
| | 1000 | 400 | BBN0901214 | 936 |

SHELVES

S1 - STEEL SHELF & COMPONENTS

S1 - Steel shelf with steel backedge - for backedge book support

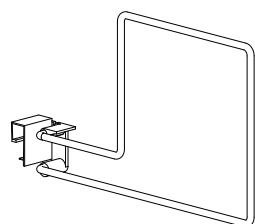
Steel backedge 47 mm.
Brackets to be ordered separately, see page 150.



| Module mm | Shelf depth mm | Item no. | Price DKK |
|--------------|-------------------|-----------|--------------|
| 500 | 250 | B40110525 | 397 |
| 500 | 300 | B40110535 | 422 |
| 500 | 400 | B40110545 | 507 |
| 750 | 250 | B40100127 | 397 |
| 750 | 300 | B40100137 | 422 |
| 750 | 400 | B40100147 | 507 |
| 900 | 250 | B40100129 | 421 |
| 900 | 300 | B40100139 | 458 |
| 900 | 400 | B40100149 | 596 |
| 1000 | 250 | B40100121 | 474 |
| 1000 | 300 | B40100131 | 504 |
| 1000 | 400 | B40100141 | 618 |

Backedge book support - for S1

Nickel plated steel, Ø6 mm,
with a nylon glider.



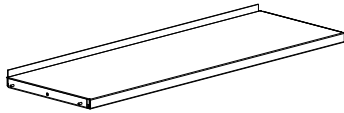
| Shelf depth mm | Books left/right of book support | Item no. | Price DKK |
|-------------------|-------------------------------------|----------|--------------|
| 250 | Left | B4011221 | 127 |
| 300 | Left | B4011222 | 137 |
| 250/300 | Left (high) | B4011223 | 178 |
| 250 | Right | B4011224 | 127 |
| 300 | Right | B4011225 | 137 |

SHELVES

S2 - STEEL SHELF

S2 - Steel shelf with acrylic backedge and steel brackets - for hanging book support

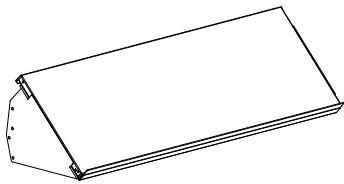
Acrylic backedge 17 mm.
Note: Spot welding visible on top of surface.



| Module mm | Shelf depth mm | Item no. | Price DKK |
|--------------|-------------------|------------|--------------|
| 500 | 250 | BBN0902152 | 429 |
| 500 | 300 | BBN0902153 | 464 |
| 500 | 400 | BBN0902154 | 684 |
| 750 | 250 | BBN0902172 | 429 |
| 750 | 300 | BBN0902173 | 464 |
| 750 | 400 | BBN0902174 | 684 |
| 900 | 250 | BBN0902192 | 429 |
| 900 | 300 | BBN0902193 | 464 |
| 900 | 400 | BBN0902194 | 684 |
| 1000 | 250 | BBN0902112 | 461 |
| 1000 | 300 | BBN0902113 | 506 |
| 1000 | 400 | BBN0902114 | 750 |

S2 - Steel shelf with acrylic backedge and 45°/60° steel plate brackets

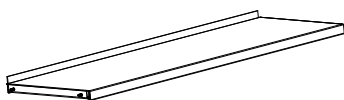
Acrylic backedge 17 mm.



| Module mm | Shelf depth mm | Item no. | Price DKK |
|--------------|-------------------|------------|--------------|
| 500 | 250 | BBN0902352 | 781 |
| 500 | 300 | BBN0902353 | 816 |
| 500 | 400 | BBN0902354 | 1.036 |
| 750 | 250 | BBN0902372 | 781 |
| 750 | 300 | BBN0902373 | 816 |
| 750 | 400 | BBN0902374 | 1.036 |
| 900 | 250 | BBN0902392 | 781 |
| 900 | 300 | BBN0902393 | 816 |
| 900 | 400 | BBN0902394 | 1.036 |
| 1000 | 250 | BBN0902312 | 813 |
| 1000 | 300 | BBN0902313 | 858 |
| 1000 | 400 | BBN0902314 | 1.102 |

S2 - Steel shelf with acrylic backedge and 7.5° reverse tilted steel plate brackets

Acrylic backedge 17 mm.

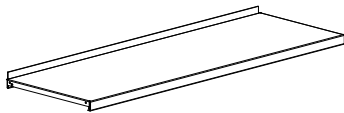


| Module mm | Shelf depth mm | Item no. | Price DKK |
|--------------|-------------------|------------|--------------|
| 500 | 250 | BBN0902252 | 525 |
| 500 | 300 | BBN0902253 | 598 |
| 500 | 400 | BBN0902254 | 864 |
| 750 | 250 | BBN0902272 | 525 |
| 750 | 300 | BBN0902273 | 598 |
| 750 | 400 | BBN0902274 | 864 |
| 900 | 250 | BBN0902292 | 525 |
| 900 | 300 | BBN0902293 | 598 |
| 900 | 400 | BBN0902294 | 864 |
| 1000 | 250 | BBN0902212 | 557 |
| 1000 | 300 | BBN0902213 | 640 |
| 1000 | 400 | BBN0902214 | 930 |

SHELVES

S2 - STEEL SHELF & COMPONENTS

S2 - Steel shelf with acrylic backedge - for hanging book support

| Acrylic backedge 17 mm. Brackets to be ordered separately, see page 150. Note: Spot welding visible on top of surface. | Module mm | Shelf depth mm | Item no. | Price DKK |
|--|--------------|-------------------|------------|--------------|
|  | 500 | 250 | B401106251 | 291 |
| | 500 | 300 | B401106351 | 326 |
| | 500 | 400 | B401106451 | 546 |
| | 750 | 250 | B40101327 | 291 |
| | 750 | 300 | B40101337 | 326 |
| | 750 | 400 | B40101347 | 546 |
| | 900 | 250 | B40101329 | 291 |
| | 900 | 300 | B40101339 | 326 |
| | 900 | 400 | B40101349 | 546 |
| | 1000 | 250 | B40101321 | 323 |
| | 1000 | 300 | B40101331 | 368 |
| | 1000 | 400 | B40101341 | 612 |

Hanging book support - for S2

| Available in chrome steel or standard steel colours. | Type | Height mm | Item no. | Price DKK |
|---|--------|--------------|----------|--------------|
|  | Normal | 200 | B4011242 | 68 |
| | Folio | 250 | B4011245 | 73 |

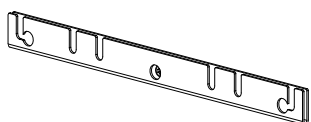
Acrylic backedge - for S2

| Spare part. H40 mm, 17 mm above shelf. Included when ordering steel shelf with acrylic backedge. | Module | Item no. | Price DKK |
|--|--------|----------|--------------|
|  | 500 | B4010145 | 22 |
| | 750 | B4010127 | 26 |
| | 900 | B4010129 | 26 |
| | 1000 | B4010121 | 26 |

SHELVES

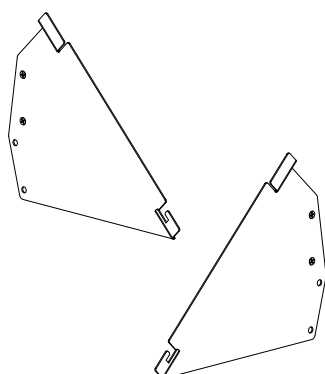
S1 & S2 - COMPONENTS

Steel bracket - for S1 & S2



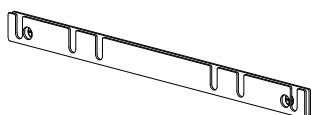
| Shelf depth mm | Item no. | Price DKK |
|-------------------|----------|--------------|
| 250 | BN0842 | 69 |
| 300 | BN0843 | 69 |
| 400 | BN0844 | 69 |

45°/60° steel plate bracket - for S1 & S2



| Shelf depth mm | Type | Item no. | Price DKK |
|-------------------|-------|----------|--------------|
| 250 | Left | BN08828 | 245 |
| 250 | Right | BN08829 | 245 |
| 300 | Left | BN08838 | 245 |
| 300 | Right | BN08839 | 245 |
| 400 | Left | BN08848 | 245 |
| 400 | Right | BN08849 | 245 |

7.5° reverse tilted steel plate bracket - for S1 & S2



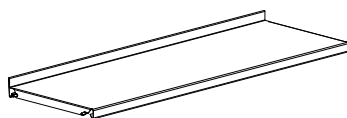
| Shelf depth mm | Item no. | Price DKK |
|-------------------|----------|--------------|
| 250 | BN0862 | 117 |
| 300 | BN0863 | 136 |
| 400 | BN0864 | 159 |

SHELVES

S3 - STEEL SHELF

S3 - Steel shelf with steel backedge and pins - for hanging book support

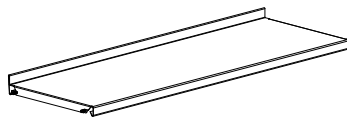
Steel backedge H25 mm.
When turned, the shelf can be used as a sloping shelf by using the existing pins and bracket BN066 (see page 153).



| Module mm | Shelf depth mm | Item no. | Price DKK |
|--------------|-------------------|-----------|--------------|
| 500 | 250 | BN0655214 | 291 |
| 500 | 300 | BN0655314 | 326 |
| 500 | 400 | BN0655414 | 546 |
| 750 | 250 | BN0657214 | 291 |
| 750 | 300 | BN0657314 | 326 |
| 750 | 400 | BN0657414 | 546 |
| 900 | 250 | BN0659214 | 291 |
| 900 | 300 | BN0659314 | 326 |
| 900 | 400 | BN0659414 | 546 |
| 1000 | 250 | BN0651214 | 323 |
| 1000 | 300 | BN0651314 | 368 |
| 1000 | 400 | BN0651414 | 612 |

S3 - Steel shelf with steel backedge, screws and spacers - for hanging book support

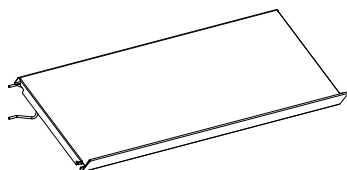
Steel backedge H25 mm.



| Module mm | Shelf depth mm | Item no. | Price DKK |
|--------------|-------------------|-----------|--------------|
| 500 | 250 | BN0655215 | 291 |
| 500 | 300 | BN0655315 | 326 |
| 500 | 400 | BN0655415 | 546 |
| 750 | 250 | BN0657215 | 291 |
| 750 | 300 | BN0657315 | 326 |
| 750 | 400 | BN0657415 | 546 |
| 900 | 250 | BN0659215 | 291 |
| 900 | 300 | BN0659315 | 326 |
| 900 | 400 | BN0659415 | 546 |
| 1000 | 250 | BN0651215 | 323 |
| 1000 | 300 | BN0651315 | 368 |
| 1000 | 400 | BN0651415 | 612 |

S3 - Steel shelf with steel backedge, pins and bracket for sloping shelf

Steel backedge H25 mm.



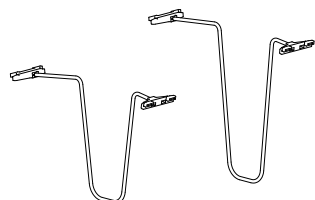
| Module mm | Shelf depth mm | Item no. | Price DKK |
|--------------|-------------------|------------|--------------|
| 500 | 250 | BBN0903352 | 467 |
| 500 | 300 | BBN0903353 | 502 |
| 500 | 400 | BBN0903354 | 722 |
| 750 | 250 | BBN0903372 | 467 |
| 750 | 300 | BBN0903373 | 502 |
| 750 | 400 | BBN0903374 | 722 |
| 900 | 250 | BBN0903392 | 467 |
| 900 | 300 | BBN0903393 | 502 |
| 900 | 400 | BBN0903394 | 722 |
| 1000 | 250 | BBN0903312 | 499 |
| 1000 | 300 | BBN0903313 | 544 |
| 1000 | 400 | BBN0903314 | 788 |

SHELVES

S3 - COMPONENTS

Hanging book support - for S3, S4 & ST3

Chromed round steel with unbreakable plastic sliders. Easy adjustable.

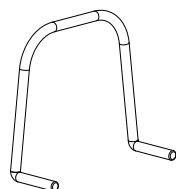


| Height mm | Shelf depth mm |
|--------------|-------------------|
| 220 | 250 |
| 220 | 300 |
| 280 | 250 |
| 280 | 300 |

| Item no. | Price DKK |
|-----------|--------------|
| B40553032 | 87 |
| B40553033 | 92 |
| B40553062 | 97 |
| B40553063 | 104 |

Bracket for creating sloping shelf - for S3

Chrome round steel. The angle is adjustable, but 45° is recommended. Two brackets required per shelf.

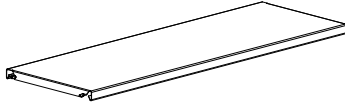


| Item no. | Price DKK |
|----------|--------------|
| BN066 | 88 |

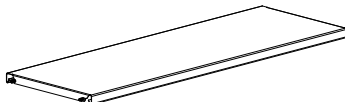
SHELVES

S4 - STEEL SHELF & COMPONENTS

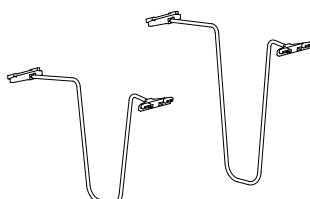
S4 - Steel shelf with pins - for hanging book support

| Pins incl. | Module mm | Shelf depth mm | Item no. | Price DKK |
|---|--------------|-------------------|-----------|--------------|
|  | 500 | 250 | BN0655204 | 256 |
| | 500 | 300 | BN0655304 | 292 |
| | 500 | 400 | BN0655404 | 513 |
| | 750 | 250 | BN0657204 | 256 |
| | 750 | 300 | BN0657304 | 292 |
| | 750 | 400 | BN0657404 | 513 |
| | 900 | 250 | BN0659204 | 256 |
| | 900 | 300 | BN0659304 | 292 |
| | 900 | 400 | BN0659404 | 513 |
| | 1000 | 250 | BN0651204 | 288 |
| | 1000 | 300 | BN0651304 | 334 |
| | 1000 | 400 | BN0651404 | 577 |

S4 - Steel shelf with screws and spacer - for hanging book support

| Screws incl. | Module mm | Shelf depth mm | Item no. | Price DKK |
|---|--------------|-------------------|-----------|--------------|
|  | 500 | 250 | BN0655205 | 256 |
| | 500 | 300 | BN0655305 | 292 |
| | 500 | 400 | BN0655405 | 513 |
| | 750 | 250 | BN0657205 | 256 |
| | 750 | 300 | BN0657305 | 292 |
| | 750 | 400 | BN0657405 | 513 |
| | 900 | 250 | BN0659205 | 256 |
| | 900 | 300 | BN0659305 | 292 |
| | 900 | 400 | BN0659405 | 513 |
| | 1000 | 250 | BN0651205 | 288 |
| | 1000 | 300 | BN0651305 | 334 |
| | 1000 | 400 | BN0651405 | 577 |

Hanging book support - for S3, S4 & ST3

| Chromed round steel with unbreakable plastic sliders. Easy adjustable. | Height mm | Shelf depth mm | Item no. | Price DKK |
|---|--------------|-------------------|-----------|--------------|
|  | 220 | 250 | B40553032 | 87 |
| | 220 | 300 | B40553033 | 92 |
| | 280 | 250 | B40553062 | 97 |
| | 280 | 300 | B40553063 | 104 |

SHELVES

ST1 & ST2 - STEEL TOP SHELVES

Choose between a steel or wooden top shelf (placed in between the wooden panels) or an overlaying wooden overlaying top plate (placed on top of the panels).

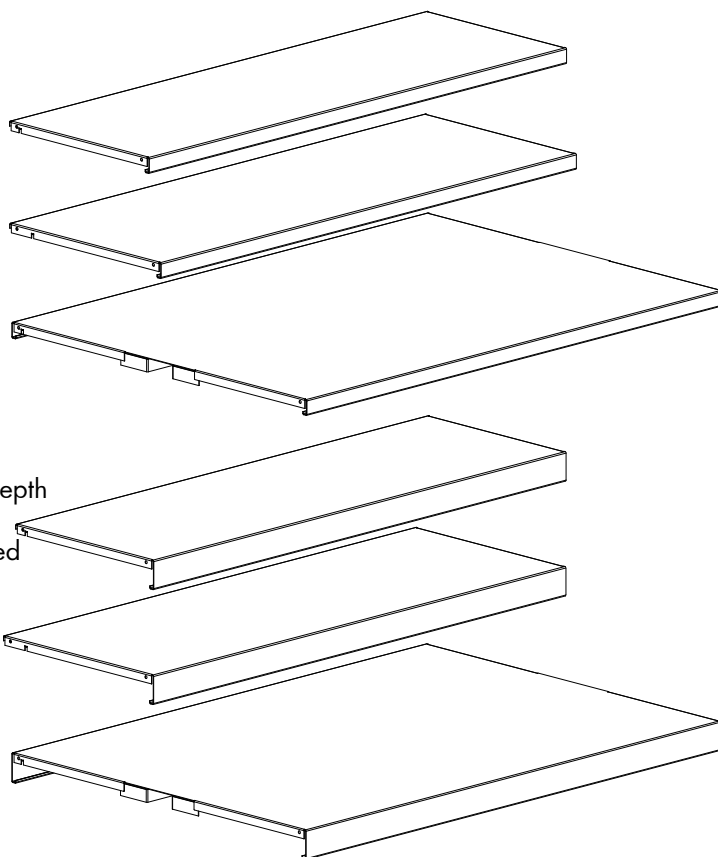
ST1 - STEEL TOP SHELF

Details:

- Module 500/750/900/1000 mm
- Depth 250/300/400 mm
- Single-sided standard depth
- Single-sided full depth
- Double-sided
- With 25/47 mm frontedge
- Brackets and screws
- Max. weight 25 kg.

Use with:

- S1 - steel shelf for backedge book support
- WP1/2/5/6 - wooden panel
- WBP1/WBP3 - wooden back panel for ST1 standard depth
- WBP2/WBP4 - wooden back panel for ST1 full depth
- WBP2/WBP4 - wooden back panel for ST1 double-sided



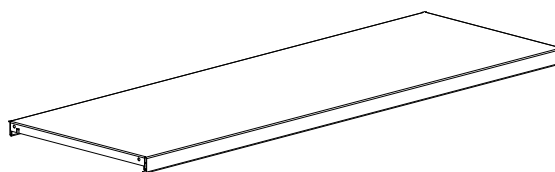
ST2 - STEEL TOP SHELF

Details:

- Module 500/750/900/1000 mm
- Depth 250/300/400 mm
- Single-sided
- With 25 mm frontedge
- Brackets and screws
- Hanging book support
- Max. weight 80 kg

Use with:

- S2 - steel shelf for hanging book support
- WP1/2/5/6 - wooden panel
- WBP1/3 - wooden back panel



SHELVES

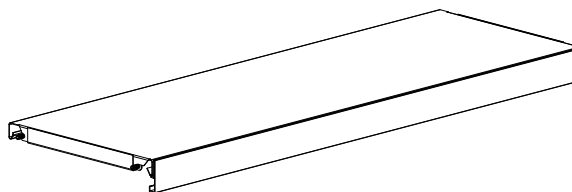
ST3 - STEEL SHELVES

Choose between a steel or wooden top shelf (placed in between the wooden panels) or an overlaying wooden overlaying top plate (placed on top of the panels).

ST3 - STEEL TOP SHELF

Details:

- Module 500/750/900/1000 mm
- Depth 250/300/400 mm
- Single-sided
- With 25 mm frontedge and 50 mm clip-on label holder
- Screws and spacer
- Hanging book support
- Max. weight 80 kg.




Use with:

- S3 - steel shelf - for hanging book support
- WP1/2/5/6 - wooden panel
- WBP1/3 - wooden back panel

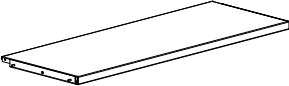
SHELVES

ST1 - STEEL TOP SHELF WITH H25 MM FRONTEDGE AND BRACKETS


ST1 - Single-sided steel top shelf with H25 mm frontedge and brackets - standard depth

| To be used with S1. | Module mm | Shelf depth mm | Item no. | Price DKK |
|---|--------------|-------------------|-----------|--------------|
|  | 500 | 250 | BBN086152 | 810 |
| | 500 | 300 | BBN086153 | 844 |
| | 500 | 400 | BBN086154 | 910 |
| | 750 | 250 | BBN086172 | 810 |
| | 750 | 300 | BBN086173 | 844 |
| | 750 | 400 | BBN086174 | 910 |
| | 900 | 250 | BBN086192 | 846 |
| | 900 | 300 | BBN086193 | 868 |
| | 900 | 400 | BBN086194 | 982 |
| | 1000 | 250 | BBN086112 | 897 |
| | 1000 | 300 | BBN086113 | 934 |
| | 1000 | 400 | BBN086114 | 1.029 |

ST1 - Single-sided steel top shelf with H25 mm frontedge and brackets - full depth

| To be used with S1. Only for single-sided shelving. | Module mm | Shelf depth mm | Item no. | Price DKK |
|---|--------------|-------------------|-----------|--------------|
|  | 500 | 250 | BBN086352 | 810 |
| | 500 | 300 | BBN086353 | 844 |
| | 500 | 400 | BBN086354 | 910 |
| | 750 | 250 | BBN086372 | 810 |
| | 750 | 300 | BBN086373 | 844 |
| | 750 | 400 | BBN086374 | 910 |
| | 900 | 250 | BBN086392 | 846 |
| | 900 | 300 | BBN086393 | 868 |
| | 900 | 400 | BBN086394 | 982 |
| | 1000 | 250 | BBN086312 | 897 |
| | 1000 | 300 | BBN086313 | 934 |
| | 1000 | 400 | BBN086314 | 1.029 |

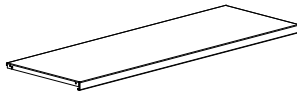
ST1 - Double-sided steel top shelf with H25 mm frontedge and brackets

| To be used with S1. | Module mm | Shelf depth mm | Item no. | Price DKK |
|---|--------------|-------------------|-----------|--------------|
|  | 500 | 250 | BBN086552 | 1.621 |
| | 500 | 300 | BBN086553 | 1.688 |
| | 500 | 400 | BBN086554 | 1.820 |
| | 750 | 250 | BBN086572 | 1.621 |
| | 750 | 300 | BBN086573 | 1.688 |
| | 750 | 400 | BBN086574 | 1.820 |
| | 900 | 250 | BBN086592 | 1.693 |
| | 900 | 300 | BBN086593 | 1.736 |
| | 900 | 400 | BBN086594 | 1.963 |
| | 1000 | 250 | BBN086512 | 1.793 |
| | 1000 | 300 | BBN086513 | 1.869 |
| | 1000 | 400 | BBN086514 | 2.057 |

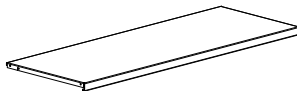
SHELVES

ST1 - STEEL TOP SHELF WITH H25 MM FRONTEDGE


ST1 - Single-sided steel top shelf with H25 mm frontedge - standard depth

| Brackets must be ordered separately. To be used with S1. | Module mm | Shelf depth mm | Item no. | Price DKK |
|---|--------------|-------------------|-------------|--------------|
|  | 500 | 250 | BN080522518 | 672 |
| | 500 | 300 | BN080532518 | 706 |
| | 500 | 400 | BN080542518 | 772 |
| | 750 | 250 | BN080722518 | 672 |
| | 750 | 300 | BN080732518 | 706 |
| | 750 | 400 | BN080742518 | 772 |
| | 900 | 250 | BN080922518 | 708 |
| | 900 | 300 | BN080932518 | 730 |
| | 900 | 400 | BN080942518 | 844 |
| | 1000 | 250 | BN080122518 | 759 |
| | 1000 | 300 | BN080132518 | 796 |
| | 1000 | 400 | BN080142518 | 891 |

ST1 - Single-sided steel top shelf with H25 mm frontedge - full depth

| Brackets must be ordered separately. To be used with S1. Only for single-sided shelving. | Module mm | Shelf depth mm | Item no. | Price DKK |
|--|--------------|-------------------|-------------|--------------|
|  | 500 | 250 | BN080522519 | 672 |
| | 500 | 300 | BN080532519 | 706 |
| | 500 | 400 | BN080542519 | 772 |
| | 750 | 250 | BN080722519 | 672 |
| | 750 | 300 | BN080732519 | 706 |
| | 750 | 400 | BN080742519 | 772 |
| | 900 | 250 | BN080922519 | 708 |
| | 900 | 300 | BN080932519 | 730 |
| | 900 | 400 | BN080942519 | 844 |
| | 1000 | 250 | BN080122519 | 759 |
| | 1000 | 300 | BN080132519 | 796 |
| | 1000 | 400 | BN080142519 | 891 |

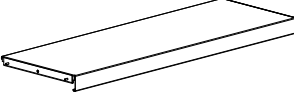
ST1 - Double-sided steel top shelf with H25 mm frontedge

| Brackets must be ordered separately. To be used with S1. | Module mm | Shelf depth mm | Item no. | Price DKK |
|---|--------------|-------------------|-------------|--------------|
|  | 500 | 250 | BN080522528 | 1.345 |
| | 500 | 300 | BN080532528 | 1.412 |
| | 500 | 400 | BN080542528 | 1.544 |
| | 750 | 250 | BN080722528 | 1.345 |
| | 750 | 300 | BN080732528 | 1.412 |
| | 750 | 400 | BN080742528 | 1.544 |
| | 900 | 250 | BN080922528 | 1.417 |
| | 900 | 300 | BN080932528 | 1.460 |
| | 900 | 400 | BN080942528 | 1.687 |
| | 1000 | 250 | BN080122528 | 1.517 |
| | 1000 | 300 | BN080132528 | 1.593 |
| | 1000 | 400 | BN080142528 | 1.781 |

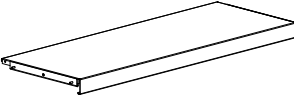
SHELVES

ST1 - STEEL TOP SHELF WITH H47 MM FRONTEDGE AND BRACKETS

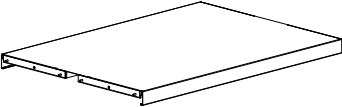
ST1 - Single-sided steel top shelf with H47 mm frontedge and brackets - standard depth

| To be used with S1. | Module mm | Shelf depth mm | Item no. | Price DKK |
|---|--------------|-------------------|-----------|--------------|
|  | 500 | 250 | BBN086252 | 810 |
| | 500 | 300 | BBN086253 | 844 |
| | 500 | 400 | BBN086254 | 910 |
| | 750 | 250 | BBN086272 | 810 |
| | 750 | 300 | BBN086273 | 844 |
| | 750 | 400 | BBN086274 | 910 |
| | 900 | 250 | BBN086292 | 846 |
| | 900 | 300 | BBN086293 | 868 |
| | 900 | 400 | BBN086294 | 982 |
| | 1000 | 250 | BBN086212 | 897 |
| | 1000 | 300 | BBN086213 | 934 |
| | 1000 | 400 | BBN086214 | 1.029 |

ST1 - Single-sided steel top shelf with H47 mm frontedge and brackets - full depth

| To be used with S1. Only for single-sided shelving. | Module mm | Shelf depth mm | Item no. | Price DKK |
|---|--------------|-------------------|-----------|--------------|
|  | 500 | 250 | BBN086452 | 810 |
| | 500 | 300 | BBN086453 | 844 |
| | 500 | 400 | BBN086454 | 910 |
| | 750 | 250 | BBN086472 | 810 |
| | 750 | 300 | BBN086473 | 844 |
| | 750 | 400 | BBN086474 | 910 |
| | 900 | 250 | BBN086492 | 846 |
| | 900 | 300 | BBN086493 | 868 |
| | 900 | 400 | BBN086494 | 982 |
| | 1000 | 250 | BBN086412 | 897 |
| | 1000 | 300 | BBN086413 | 934 |
| | 1000 | 400 | BBN086414 | 1.029 |

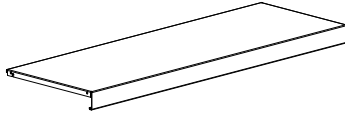
ST1 - Double-sided steel top shelf with H47 mm frontedge and brackets

| To be used with S1. | Module mm | Shelf depth mm | Item no. | Price DKK |
|---|--------------|-------------------|-----------|--------------|
|  | 500 | 250 | BBN086652 | 1.621 |
| | 500 | 300 | BBN086653 | 1.688 |
| | 500 | 400 | BBN086654 | 1.820 |
| | 750 | 250 | BBN086672 | 1.621 |
| | 750 | 300 | BBN086673 | 1.688 |
| | 750 | 400 | BBN086674 | 1.820 |
| | 900 | 250 | BBN086692 | 1.693 |
| | 900 | 300 | BBN086693 | 1.736 |
| | 900 | 400 | BBN086694 | 1.963 |
| | 1000 | 250 | BBN086612 | 1.793 |
| | 1000 | 300 | BBN086613 | 1.869 |
| | 1000 | 400 | BBN086614 | 2.057 |

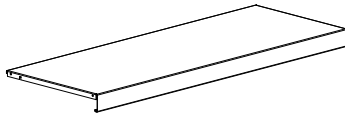
SHELVES

ST1 - STEEL TOP SHELF WITH H47 MM FRONTEDGE

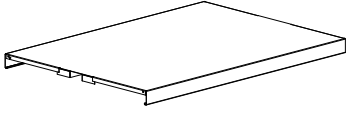
ST1 - Single-sided steel top shelf with H47 mm frontedge - standard depth

| Brackets must be ordered separately. To be used with S1. | Module mm | Shelf depth mm | Item no. | Price DKK |
|---|--------------|-------------------|-------------|--------------|
|  | 500 | 250 | BN080524718 | 672 |
| | 500 | 300 | BN080534718 | 706 |
| | 500 | 400 | BN080544718 | 772 |
| | 750 | 250 | BN080724718 | 672 |
| | 750 | 300 | BN080734718 | 706 |
| | 750 | 400 | BN080744718 | 772 |
| | 900 | 250 | BN080924718 | 708 |
| | 900 | 300 | BN080934718 | 730 |
| | 900 | 400 | BN080944718 | 844 |
| | 1000 | 250 | BN080124718 | 759 |
| | 1000 | 300 | BN080134718 | 796 |
| | 1000 | 400 | BN080144718 | 891 |

ST1 - Single-sided steel top shelf with H47 mm frontedge - full depth

| Brackets must be ordered separately. To be used with S1. Only for single-sided shelving. | Module mm | Shelf depth mm | Item no. | Price DKK |
|--|--------------|-------------------|-------------|--------------|
|  | 500 | 250 | BN080524719 | 672 |
| | 500 | 300 | BN080534719 | 706 |
| | 500 | 400 | BN080544719 | 772 |
| | 750 | 250 | BN080724719 | 672 |
| | 750 | 300 | BN080734719 | 706 |
| | 750 | 400 | BN080744719 | 772 |
| | 900 | 250 | BN080924719 | 708 |
| | 900 | 300 | BN080934719 | 730 |
| | 900 | 400 | BN080944719 | 844 |
| | 1000 | 250 | BN080124719 | 759 |
| | 1000 | 300 | BN080134719 | 796 |
| | 1000 | 400 | BN080144719 | 891 |

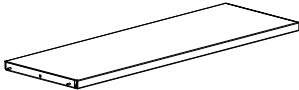
ST1 - Double-sided steel top shelf with H47 mm frontedge

| Brackets must be ordered separately. To be used with S1. | Module mm | Shelf depth mm | Item no. | Price DKK |
|--|--------------|-------------------|-------------|--------------|
|  | 500 | 250 | BN080524728 | 1.345 |
| | 500 | 300 | BN080534728 | 1.412 |
| | 500 | 400 | BN080544728 | 1.544 |
| | 750 | 250 | BN080724728 | 1.345 |
| | 750 | 300 | BN080734728 | 1.412 |
| | 750 | 400 | BN080744728 | 1.544 |
| | 900 | 250 | BN080924728 | 1.417 |
| | 900 | 300 | BN080934728 | 1.460 |
| | 900 | 400 | BN080944728 | 1.687 |
| | 1000 | 250 | BN080124728 | 1.517 |
| | 1000 | 300 | BN080134728 | 1.593 |
| | 1000 | 400 | BN080144728 | 1.781 |

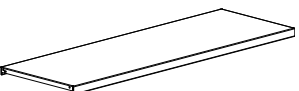
SHELVES

ST2 - STEEL TOP SHELF & COMPONENTS

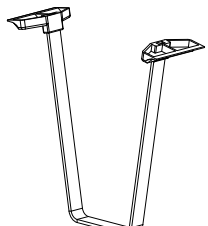
ST2 - Single-sided steel top shelf with brackets - standard depth - for hanging book support

| To be used with S2. | Module mm | Shelf depth mm | Item no. | Price DKK |
|---|--------------|-------------------|-----------|--------------|
|  | 500 | 250 | BBN086752 | 400 |
| | 500 | 300 | BBN086753 | 437 |
| | 500 | 400 | BBN086754 | 658 |
| | 750 | 250 | BBN086772 | 395 |
| | 750 | 300 | BBN086773 | 429 |
| | 750 | 400 | BBN086774 | 684 |
| | 900 | 250 | BBN086792 | 395 |
| | 900 | 300 | BBN086793 | 429 |
| | 900 | 400 | BBN086794 | 684 |
| | 1000 | 250 | BBN086712 | 459 |
| | 1000 | 300 | BBN086713 | 461 |
| | 1000 | 400 | BBN086714 | 750 |

ST2 - Single-sided steel top shelf - standard depth - for hanging book support

| Brackets must be ordered separately. To be used with S2. | Module mm | Shelf depth mm | Item no. | Price DKK |
|---|--------------|-------------------|------------|--------------|
|  | 500 | 250 | B401106250 | 262 |
| | 500 | 300 | B401106350 | 299 |
| | 500 | 400 | B401106450 | 520 |
| | 750 | 250 | B40101127 | 257 |
| | 750 | 300 | B40101137 | 291 |
| | 750 | 400 | B40101147 | 546 |
| | 900 | 250 | B40101129 | 257 |
| | 900 | 300 | B40101139 | 291 |
| | 900 | 400 | B40101149 | 546 |
| | 1000 | 250 | B40101121 | 321 |
| | 1000 | 300 | B40101131 | 323 |
| | 1000 | 400 | B40101141 | 612 |

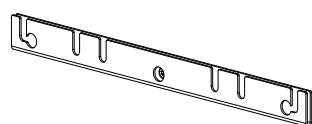
Hanging book support - for S2 & ST2

| Available in chrome steel or standard steel colours. | Type | Height mm | Item no. | Price DKK |
|---|--------|--------------|----------|--------------|
|  | Normal | 200 | B4011242 | 68 |
| | Folio | 250 | B4011245 | 73 |

SHELVES

ST1 & ST2 - COMPONENTS

Steel bracket - for ST1 & ST2



| Shelf depth mm | Item no. | Price DKK |
|-------------------|----------|--------------|
| 250 | BN0842 | 69 |
| 300 | BN0843 | 69 |
| 400 | BN0844 | 69 |

Shelf bridge - for ST1 & ST2

Used to minimize gap between ST1/ST2 on double-sided shelving.

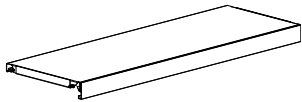


| Shelf | Module | Item no. | Price DKK |
|-------------------|--------|----------|--------------|
| ST1 w/25 mm front | 500 | BN04015 | 250 |
| ST1 w/25 mm front | 750 | BN04017 | 250 |
| ST1 w/25 mm front | 900 | BN04019 | 250 |
| ST1 w/25 mm front | 1000 | BN04011 | 277 |
| ST1 w/47 mm front | 500 | BN04025 | 250 |
| ST1 w/47 mm front | 750 | BN04027 | 250 |
| ST1 w/47 mm front | 900 | BN04029 | 250 |
| ST1 w/47 mm front | 1000 | BN04021 | 277 |
| ST2 | 500 | BN04075 | 250 |
| ST2 | 750 | BN04077 | 250 |
| ST2 | 900 | BN04079 | 250 |
| ST2 | 1000 | BN04071 | 277 |

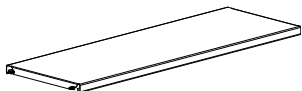
SHELVES

ST3 - STEEL TOP SHELF WITH CLIP-ON LABEL HOLDER & COMPONENTS

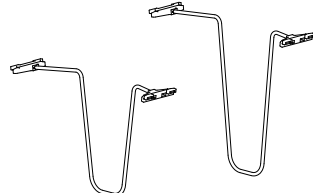
ST3 - Single-sided steel top shelf with screws, spacer and clip on label holder - for hanging book support

| H50 mm plastic clip-on label holder. To be used with S3 and S4. | Module mm | Shelf depth mm | Item no. | Price DKK |
|---|--------------|-------------------|----------|--------------|
|  | 500 | 250 | BBN08452 | 507 |
| | 500 | 300 | BBN08453 | 543 |
| | 500 | 400 | BBN08454 | 764 |
| | 750 | 250 | BBN08472 | 507 |
| | 750 | 300 | BBN08473 | 543 |
| | 750 | 400 | BBN08474 | 764 |
| | 900 | 250 | BBN08492 | 507 |
| | 900 | 300 | BBN08493 | 543 |
| | 900 | 400 | BBN08494 | 764 |
| | 1000 | 250 | BBN08412 | 539 |
| | 1000 | 300 | BBN08413 | 585 |
| | 1000 | 400 | BBN08414 | 828 |

S4 - Steel shelf with screws and spacer - for hanging book support

| Steel shelf can be used as steel top shelf. | Module mm | Shelf depth mm | Item no. | Price DKK |
|---|--------------|-------------------|-----------|--------------|
|  | 500 | 250 | BN0655205 | 256 |
| | 500 | 300 | BN0655305 | 292 |
| | 500 | 400 | BN0655405 | 513 |
| | 750 | 250 | BN0657205 | 256 |
| | 750 | 300 | BN0657305 | 292 |
| | 750 | 400 | BN0657405 | 513 |
| | 900 | 250 | BN0659205 | 256 |
| | 900 | 300 | BN0659305 | 292 |
| | 900 | 400 | BN0659405 | 513 |
| | 1000 | 250 | BN0651205 | 288 |
| | 1000 | 300 | BN0651305 | 334 |
| | 1000 | 400 | BN0651405 | 577 |

Hanging book support - for S3, S4 & ST3

| Chromed round steel with unbreakable plastic sliders. Easy adjustable. | Height mm | Shelf depth mm | Item no. | Price DKK |
|---|--------------|-------------------|-----------|--------------|
|  | 220 | 250 | B40553032 | 87 |
| | 220 | 300 | B40553033 | 92 |
| | 280 | 250 | B40553062 | 97 |
| | 280 | 300 | B40553063 | 104 |

SHELVES

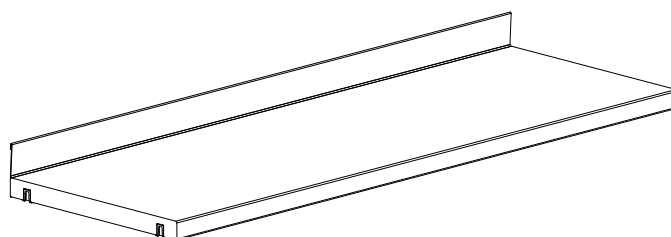
W1 & W2 - WOODEN SHELVES

See below for overview of standard wooden shelves:

W1 - WOODEN SHELF WITH H47 MM STEEL BACKEDGE - FOR BACKEDGE BOOK SUPPORT

Details:

- Module 500/750/900 mm
- Depth 250/300/400 mm
- Painted/veneer
- Steel backedge H47 mm for backedge book support
- Snapfix for intermediate shelf/
snapfix and screws for bottom shelf
- Max. weight 80 kg.
- Blockboard
- Straight



Use with:

- S1 - steel shelf
- ST1 - steel top shelf
- WT1 - wooden top shelf
- WO1 - wooden overlaying top plate

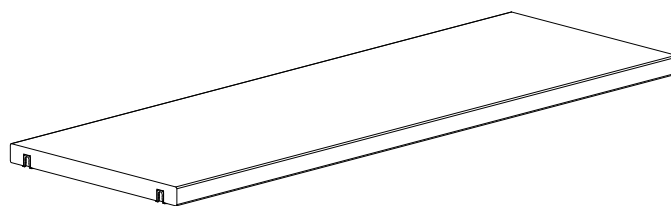
Note:

- Wooden shelves placed at the bottom, must always be fixed with snapfix and screws.
 - Shelving H1820 and 2120 with cross brace must always have one intermediate shelf fixed with snapfix and screws.
-

W2 - WOODEN SHELF

Details:

- Module 500/750/900 mm
- Depth 250/300/400 mm
- Painted/veneer
- No backedge
- Snapfix for intermediate shelf/
snapfix and screws for bottom shelf
- Max. weight 80 kg.
- Blockboard
- Straight



Use with:

- S2 - steel shelf
- ST2 - steel top shelf
- WT1 - wooden top shelf
- WO1 - wooden overlaying top plate

Note:

- Wooden shelves placed at the bottom, must always be fixed with snapfix and screws.
 - Shelving H1820 and 2120 with cross brace must always have one intermediate shelf fixed with snapfix and screws.
-

SHELVES

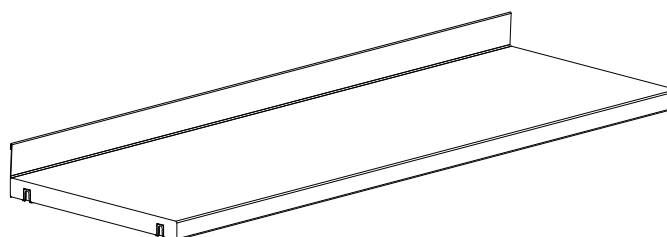
W3 & W4 - WOODEN SHELVES

See below for overview of standard wooden shelves:

W3 - WOODEN SHELF WITH H47 MM STEEL BACKEDGE

Details:

- Module 500/750/900/1000 mm
- Depth 250/300/400 mm
- Melamine/laminate
- Steel backedge H47 mm
- With/without groove for clip-on label holder
- Snapfix for intermediate shelf/
snapfix and screws for bottom shelf
- Max. weight 60 kg.
- Particleboard/blockboard
- Straight



Use with:

- S3/S4 - steel shelf
- ST3 - steel top shelf
- WT1 - wooden top shelf
- WO1 - wooden overlaying top plate

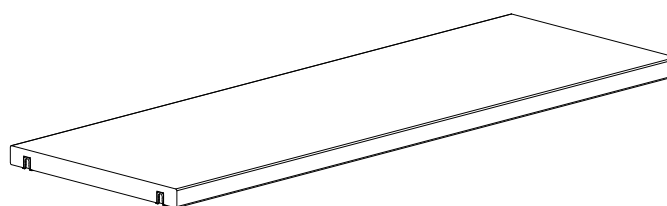
Note:

- Wooden shelves placed at the bottom, must always be fixed with snapfix and screws.
 - Shelving H1820 and 2120 with cross brace must always have one intermediate shelf fixed with snapfix and screws.
-

W4 - WOODEN SHELF

Details:

- Module 500/750/900/1000 mm
- Depth 250/300/400 mm
- Melamine/laminate
- No backedge
- With/without groove for clip-on label holder
- Snapfix for intermediate shelf/
snapfix and screws for bottom shelf
- Max. weight 60 kg.
- Particleboard/blockboard
- Straight



Use with:

- S3/S4 - steel shelf
- ST3 - steel top shelf
- WT1 - wooden top shelf
- WO1 - wooden overlaying top plate

Note:

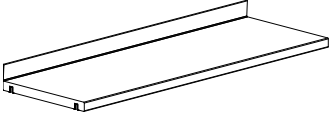
- Wooden shelves placed at the bottom, must always be fixed with snapfix and screws.
 - Shelving H1820 and 2120 with cross brace must always have one intermediate shelf fixed with snapfix and screws.
-

SHELVES

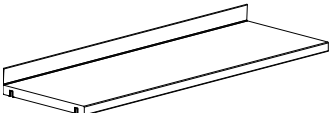
W1 - WOODEN SHELF WITH H47 MM BACKEDGE AND COMPONENTS

Painted and veneered shelves are FSC-certified.

W1 - intermediate, wooden shelf with steel backedge and snapfix - for backedge book support

| H47 mm steel backedge. Blockboard. Incl. fittings (snapfix). | Module mm | Shelf depth mm | Item no. | Melamine DKK | Painted DKK | Veneer DKK |
|---|--------------|-------------------|--------------------|-----------------|----------------|---------------|
|  | 500 | 250 | BN067521.ZZZZZZZZ3 | - | 505 | 706 |
| | 500 | 300 | BN067531.ZZZZZZZZ3 | - | 505 | 706 |
| | 500 | 400 | BN067541.ZZZZZZZZ3 | - | 601 | 841 |
| | 750 | 250 | BN067721.ZZZZZZZZ3 | - | 756 | 1.059 |
| | 750 | 300 | BN067731.ZZZZZZZZ3 | - | 756 | 1.059 |
| | 750 | 400 | BN067741.ZZZZZZZZ3 | - | 902 | 1.260 |
| | 900 | 250 | BN067921.ZZZZZZZZ3 | - | 773 | 1.080 |
| | 900 | 300 | BN067931.ZZZZZZZZ3 | - | 773 | 1.080 |
| | 900 | 400 | BN067941.ZZZZZZZZ3 | - | 916 | 1.282 |

W1 - bottom, wooden shelf with steel backedge, snapfix and screws - for backedge book support

| H47 mm steel backedge. Blockboard. Incl. fittings (snapfix and screws). | Module mm | Shelf depth mm | Item no. | Melamine DKK | Painted DKK | Veneer DKK |
|--|--------------|-------------------|--------------------|-----------------|----------------|---------------|
|  | 500 | 250 | BN067521.ZZZZZZZZ2 | - | 505 | 706 |
| | 500 | 300 | BN067531.ZZZZZZZZ2 | - | 505 | 706 |
| | 500 | 400 | BN067541.ZZZZZZZZ2 | - | 601 | 841 |
| | 750 | 250 | BN067721.ZZZZZZZZ2 | - | 756 | 1.059 |
| | 750 | 300 | BN067731.ZZZZZZZZ2 | - | 756 | 1.059 |
| | 750 | 400 | BN067741.ZZZZZZZZ2 | - | 902 | 1.260 |
| | 900 | 250 | BN067921.ZZZZZZZZ2 | - | 773 | 1.080 |
| | 900 | 300 | BN067931.ZZZZZZZZ2 | - | 773 | 1.080 |
| | 900 | 400 | BN067941.ZZZZZZZZ2 | - | 916 | 1.282 |

Backedge book support - for W1

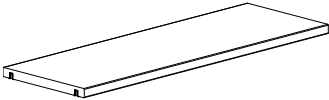
| Nickel plated steel, Ø6 mm, with a nylon glider. | Shelf depth mm | Books left/right of book support | Item no. | Price DKK |
|---|-------------------|-------------------------------------|----------|--------------|
|  | 250 | Left | B4011221 | 127 |
| | 300 | Left | B4011222 | 137 |
| | 250/300 | Left (high) | B4011223 | 178 |
| | 250 | Right | B4011224 | 127 |
| | 300 | Right | B4011225 | 137 |

SHELVES

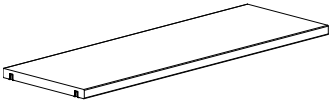
W2 - WOODEN SHELF AND COMPONENTS

Painted and veneered shelves are FSC-certified.

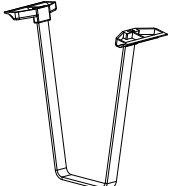
W2 - intermediate, wooden shelf without backedge, with snapfix

| Blockboard. Incl. fittings (snapfix). | Module mm | Shelf depth mm | Item no. | Melamine DKK | Painted DKK | Veneer DKK |
|---|-----------|----------------|--------------------|--------------|-------------|------------|
|  | 500 | 250 | BN067520.ZZZZZZZZ3 | - | 451 | 633 |
| | 500 | 300 | BN067530.ZZZZZZZZ3 | - | 451 | 633 |
| | 500 | 400 | BN067540.ZZZZZZZZ3 | - | 548 | 764 |
| | 750 | 250 | BN067720.ZZZZZZZZ3 | - | 677 | 948 |
| | 750 | 300 | BN067730.ZZZZZZZZ3 | - | 677 | 948 |
| | 750 | 400 | BN067740.ZZZZZZZZ3 | - | 821 | 1.149 |
| | 900 | 250 | BN067920.ZZZZZZZZ3 | - | 677 | 948 |
| | 900 | 300 | BN067930.ZZZZZZZZ3 | - | 677 | 948 |
| | 900 | 400 | BN067940.ZZZZZZZZ3 | - | 821 | 1.149 |

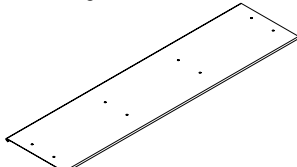
W2 - bottom, wooden shelf without backedge, with snapfix and screws

| Blockboard. Incl. fittings (snapfix and screws). | Module mm | Shelf depth mm | Item no. | Melamine DKK | Painted DKK | Veneer DKK |
|--|-----------|----------------|--------------------|--------------|-------------|------------|
|  | 500 | 250 | BN067520.ZZZZZZZZ2 | - | 451 | 633 |
| | 500 | 300 | BN067530.ZZZZZZZZ2 | - | 451 | 633 |
| | 500 | 400 | BN067540.ZZZZZZZZ2 | - | 548 | 764 |
| | 750 | 250 | BN067720.ZZZZZZZZ2 | - | 677 | 948 |
| | 750 | 300 | BN067730.ZZZZZZZZ2 | - | 677 | 948 |
| | 750 | 400 | BN067740.ZZZZZZZZ2 | - | 821 | 1.149 |
| | 900 | 250 | BN067920.ZZZZZZZZ2 | - | 677 | 948 |
| | 900 | 300 | BN067930.ZZZZZZZZ2 | - | 677 | 948 |
| | 900 | 400 | BN067940.ZZZZZZZZ2 | - | 821 | 1.149 |

Hanging book support - for S2 and W2/4 with rail

| Available in chrome steel or standard steel colours. | Type | Height mm | Item no. | Price DKK |
|---|--------|-----------|----------|-----------|
|  | Normal | 200 | B4011242 | 68 |
| | Folio | 250 | B4011245 | 73 |

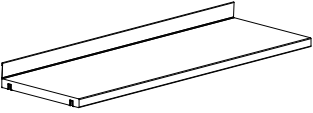
Rail for fixing hanging book support under W2 & W4

| Fix underneath wooden shelf. For book support B40112x. Incl. fittings | Module | Item no. | Price DKK |
|---|--------|----------|-----------|
|  | 750 | B4022007 | 244 |
| | 900 | B4022009 | 244 |

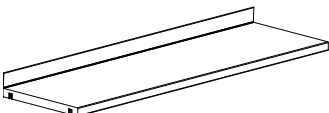
SHELVES

W3 - WOODEN SHELF WITH H47 MM BACKEDGE

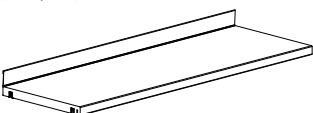
W3 - intermediate, wooden shelf with steel backedge, with snapfix, without groove for clip-on label holder

| H47 mm steel backedge. Particleboard. Incl. fittings (snapfix) | Module mm | Shelf depth mm | Item no. | Melamine DKK | Painted DKK | Veneer DKK |
|---|--------------|-------------------|------------------|-----------------|----------------|---------------|
|  | 500 | 250 | BN07052106ZZZZZ3 | 382 | - | - |
| | 500 | 300 | BN07053106ZZZZZ3 | 382 | - | - |
| | 500 | 400 | BN07054106ZZZZZ3 | 464 | - | - |
| | 750 | 250 | BN07072106ZZZZZ3 | 576 | - | - |
| | 750 | 300 | BN07073106ZZZZZ3 | 576 | - | - |
| | 750 | 400 | BN07074106ZZZZZ3 | 697 | - | - |
| | 900 | 250 | BN07092106ZZZZZ3 | 576 | - | - |
| | 900 | 300 | BN07093106ZZZZZ3 | 576 | - | - |
| | 900 | 400 | BN07094106ZZZZZ3 | 697 | - | - |

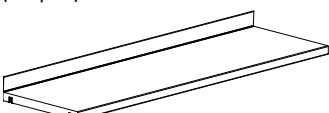
W3 - intermediate, wooden shelf with steel backedge, with snapfix, without groove for clip-on label holder

| H47 mm steel backedge. Blockboard. Incl. fittings (snapfix) | Module mm | Shelf depth mm | Item no. | Laminate DKK | Painted DKK | Veneer DKK |
|--|--------------|-------------------|------------------|-----------------|----------------|---------------|
|  | 1000 | 250 | BN07012103ZZZZZ3 | 1.050 | - | - |
| | 1000 | 300 | BN07013103ZZZZZ3 | 1.050 | - | - |
| | 1000 | 400 | BN07014103ZZZZZ3 | 1.270 | - | - |

W3 - intermediate, wooden shelf with steel backedge, with snapfix, with groove for clip-on label holder

| H47 mm steel backedge. Particleboard. Incl. fittings (snapfix) | Module mm | Shelf depth mm | Item no. | Melamine DKK | Painted DKK | Veneer DKK |
|---|--------------|-------------------|------------------|-----------------|----------------|---------------|
|  | 500 | 250 | BN07052116ZZZZZ3 | 395 | - | - |
| | 500 | 300 | BN07053116ZZZZZ3 | 395 | - | - |
| | 500 | 400 | BN07054116ZZZZZ3 | 475 | - | - |
| | 750 | 250 | BN07072116ZZZZZ3 | 587 | - | - |
| | 750 | 300 | BN07073116ZZZZZ3 | 587 | - | - |
| | 750 | 400 | BN07074116ZZZZZ3 | 708 | - | - |
| | 900 | 250 | BN07092116ZZZZZ3 | 587 | - | - |
| | 900 | 300 | BN07093116ZZZZZ3 | 587 | - | - |
| | 900 | 400 | BN07094116ZZZZZ3 | 708 | - | - |

W3 - intermediate, wooden shelf with steel backedge, with snapfix, with groove for clip-on label holder

| H47 mm steel backedge. Blockboard. Incl. fittings (snapfix) | Module mm | Shelf depth mm | Item no. | Laminate DKK | Painted DKK | Veneer DKK |
|---|--------------|-------------------|------------------|-----------------|----------------|---------------|
|  | 1000 | 250 | BN07012113ZZZZZ3 | 1.070 | - | - |
| | 1000 | 300 | BN07013113ZZZZZ3 | 1.070 | - | - |
| | 1000 | 400 | BN07014113ZZZZZ3 | 1.290 | - | - |


SHELVES

W3 - WOODEN SHELF WITH H47 MM BACKEDGE

W3 - bottom, wooden shelf with steel backedge, with snapfix and screws, without groove for clip-on label holder

| H47 mm steel backedge. Particleboard. Incl. fittings (snapfix and screws). | Module mm | Shelf depth mm | Item no. | Melamine DKK | Painted DKK | Veneer DKK |
|---|--------------|-------------------|-------------------|-----------------|----------------|---------------|
|  | 500 | 250 | BN07052106ZZZZZZ2 | 382 | - | - |
| | 500 | 300 | BN07053106ZZZZZZ2 | 382 | - | - |
| | 500 | 400 | BN07054106ZZZZZZ2 | 464 | - | - |
| | 750 | 250 | BN07072106ZZZZZZ2 | 576 | - | - |
| | 750 | 300 | BN07073106ZZZZZZ2 | 576 | - | - |
| | 750 | 400 | BN07074106ZZZZZZ2 | 697 | - | - |
| | 900 | 250 | BN07092106ZZZZZZ2 | 576 | - | - |
| | 900 | 300 | BN07093106ZZZZZZ2 | 576 | - | - |
| | 900 | 400 | BN07094106ZZZZZZ2 | 697 | - | - |


W3 - bottom, wooden shelf with steel backedge, with snapfix and screws, without groove for clip-on label holder

| H47 mm steel backedge. Blockboard. Incl. fittings (snapfix and screws). | Module mm | Shelf depth mm | Item no. | Laminate DKK | Painted DKK | Veneer DKK |
|--|--------------|-------------------|-------------------|-----------------|----------------|---------------|
|  | 1000 | 250 | BN07012103ZZZZZZ2 | 1.050 | - | - |
| | 1000 | 300 | BN07013103ZZZZZZ2 | 1.050 | - | - |
| | 1000 | 400 | BN07014103ZZZZZZ2 | 1.270 | - | - |

W3 - bottom, wooden shelf with steel backedge, with snapfix and screws, with groove for clip-on label holder

| H47 mm steel backedge. Particleboard. Incl. fittings (snapfix and screws). | Module mm | Shelf depth mm | Item no. | Melamine DKK | Painted DKK | Veneer DKK |
|---|--------------|-------------------|-------------------|-----------------|----------------|---------------|
|  | 500 | 250 | BN07052116ZZZZZZ2 | 395 | - | - |
| | 500 | 300 | BN07053116ZZZZZZ2 | 395 | - | - |
| | 500 | 400 | BN07054116ZZZZZZ2 | 475 | - | - |
| | 750 | 250 | BN07072116ZZZZZZ2 | 587 | - | - |
| | 750 | 300 | BN07073116ZZZZZZ2 | 587 | - | - |
| | 750 | 400 | BN07074116ZZZZZZ2 | 708 | - | - |
| | 900 | 250 | BN07092116ZZZZZZ2 | 587 | - | - |
| | 900 | 300 | BN07093116ZZZZZZ2 | 587 | - | - |
| | 900 | 400 | BN07094116ZZZZZZ2 | 708 | - | - |

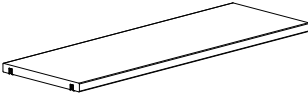
W3 - bottom, wooden shelf with steel backedge, with snapfix and screws, with groove for clip-on label holder

| H47 mm steel backedge. Blockboard. Incl. fittings (snapfix and screws). | Module mm | Shelf depth mm | Item no. | Laminate DKK | Painted DKK | Veneer DKK |
|---|--------------|-------------------|-------------------|-----------------|----------------|---------------|
|  | 1000 | 250 | BN07012113ZZZZZZ2 | 1.070 | - | - |
| | 1000 | 300 | BN07013113ZZZZZZ2 | 1.070 | - | - |
| | 1000 | 400 | BN07014113ZZZZZZ2 | 1.290 | - | - |

SHELVES

W4 - WOODEN SHELF

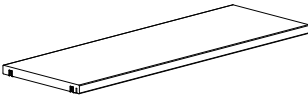
W4 - intermediate, wooden shelf without backedge, with snapfix, without groove for clip-on label holder

| Particleboard. Incl. fittings (snapfix) | Module mm | Shelf depth mm | Item no. | Melamine DKK | Painted DKK | Veneer DKK |
|---|-----------|----------------|------------------|--------------|-------------|------------|
|  | 500 | 250 | BN07052006ZZZZZ3 | 334 | - | - |
| | 500 | 300 | BN07053006ZZZZZ3 | 334 | - | - |
| | 500 | 400 | BN07054006ZZZZZ3 | 417 | - | - |
| | 750 | 250 | BN07072006ZZZZZ3 | 504 | - | - |
| | 750 | 300 | BN07073006ZZZZZ3 | 504 | - | - |
| | 750 | 400 | BN07074006ZZZZZ3 | 626 | - | - |
| | 900 | 250 | BN07092006ZZZZZ3 | 491 | - | - |
| | 900 | 300 | BN07093006ZZZZZ3 | 491 | - | - |
| | 900 | 400 | BN07094006ZZZZZ3 | 610 | - | - |


W4 - intermediate, wooden shelf without backedge, with snapfix, without groove for clip-on label holder

| Blockboard. Incl. fittings (snapfix) | Module mm | Shelf depth mm | Item no. | Laminate DKK | Painted DKK | Veneer DKK |
|--|-----------|----------------|------------------|--------------|-------------|------------|
|  | 1000 | 250 | BN07012003ZZZZZ3 | 895 | - | - |
| | 1000 | 300 | BN07013003ZZZZZ3 | 895 | - | - |
| | 1000 | 400 | BN07014003ZZZZZ3 | 11.112 | - | - |

W4 - intermediate, wooden shelf without backedge, with snapfix, with groove for clip-on label holder

| Particleboard. Incl. fittings (snapfix) | Module mm | Shelf depth mm | Item no. | Melamine DKK | Painted DKK | Veneer DKK |
|---|-----------|----------------|------------------|--------------|-------------|------------|
|  | 500 | 250 | BN07052016ZZZZZ3 | 347 | - | - |
| | 500 | 300 | BN07053016ZZZZZ3 | 347 | - | - |
| | 500 | 400 | BN07054016ZZZZZ3 | 427 | - | - |
| | 750 | 250 | BN07072016ZZZZZ3 | 515 | - | - |
| | 750 | 300 | BN07073016ZZZZZ3 | 515 | - | - |
| | 750 | 400 | BN07074016ZZZZZ3 | 636 | - | - |
| | 900 | 250 | BN07092016ZZZZZ3 | 500 | - | - |
| | 900 | 300 | BN07093016ZZZZZ3 | 500 | - | - |
| | 900 | 400 | BN07094016ZZZZZ3 | 623 | - | - |

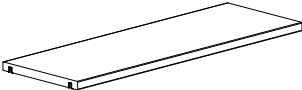
W4 - intermediate, wooden shelf without backedge, with snapfix, with groove for clip-on label holder

| Blockboard. Incl. fittings (snapfix) | Module mm | Shelf depth mm | Item no. | Laminate DKK | Painted DKK | Veneer DKK |
|---|-----------|----------------|------------------|--------------|-------------|------------|
|  | 1000 | 250 | BN07012013ZZZZZ3 | 911 | - | - |
| | 1000 | 300 | BN07013013ZZZZZ3 | 911 | - | - |
| | 1000 | 400 | BN07014013ZZZZZ3 | 1.135 | - | - |


SHELVES

W4 - WOODEN SHELF

W4 - bottom, wooden shelf without backedge, with snapfix and screws, without groove for clip-on label holder

| Particleboard. Incl. fittings (snapfix and screws). | Module mm | Shelf depth mm | Item no. | Melamine DKK | Painted DKK | Veneer DKK |
|---|-----------|----------------|-------------------|--------------|-------------|------------|
|  | 500 | 250 | BN07052006ZZZZZZ2 | 334 | - | - |
| | 500 | 300 | BN07053006ZZZZZZ2 | 334 | - | - |
| | 500 | 400 | BN07054006ZZZZZZ2 | 417 | - | - |
| | 750 | 250 | BN07072006ZZZZZZ2 | 504 | - | - |
| | 750 | 300 | BN07073006ZZZZZZ2 | 504 | - | - |
| | 750 | 400 | BN07074006ZZZZZZ2 | 626 | - | - |
| | 900 | 250 | BN07092006ZZZZZZ2 | 491 | - | - |
| | 900 | 300 | BN07093006ZZZZZZ2 | 491 | - | - |
| | 900 | 400 | BN07094006ZZZZZZ2 | 610 | - | - |


W4 - bottom, wooden shelf without backedge, with snapfix and screws, without groove for clip-on label holder

| Blockboard. Incl. fittings (snapfix and screws). | Module mm | Shelf depth mm | Item no. | Laminate DKK | Painted DKK | Veneer DKK |
|--|-----------|----------------|-------------------|--------------|-------------|------------|
|  | 1000 | 250 | BN07012003ZZZZZZ2 | 895 | - | - |
| | 1000 | 300 | BN07013003ZZZZZZ2 | 895 | - | - |
| | 1000 | 400 | BN07014003ZZZZZZ2 | 11.112 | - | - |

W4 - bottom, wooden shelf without backedge, with snapfix and screws, with groove for clip-on label holder

| Particleboard. Incl. fittings (snapfix and screws). | Module mm | Shelf depth mm | Item no. | Melamine DKK | Painted DKK | Veneer DKK |
|---|-----------|----------------|-------------------|--------------|-------------|------------|
|  | 500 | 250 | BN07052016ZZZZZZ2 | 347 | - | - |
| | 500 | 300 | BN07053016ZZZZZZ2 | 347 | - | - |
| | 500 | 400 | BN07054016ZZZZZZ2 | 427 | - | - |
| | 750 | 250 | BN07072016ZZZZZZ2 | 515 | - | - |
| | 750 | 300 | BN07073016ZZZZZZ2 | 515 | - | - |
| | 750 | 400 | BN07074016ZZZZZZ2 | 636 | - | - |
| | 900 | 250 | BN07092016ZZZZZZ2 | 500 | - | - |
| | 900 | 300 | BN07093016ZZZZZZ2 | 500 | - | - |
| | 900 | 400 | BN07094016ZZZZZZ2 | 623 | - | - |

W4 - bottom, wooden shelf without backedge, with snapfix and screws, with groove for clip-on label holder

| Blockboard. Incl. fittings (snapfix and screws). | Module mm | Shelf depth mm | Item no. | Laminate DKK | Painted DKK | Veneer DKK |
|---|-----------|----------------|-------------------|--------------|-------------|------------|
|  | 1000 | 250 | BN07012013ZZZZZZ2 | 911 | - | - |
| | 1000 | 300 | BN07013013ZZZZZZ2 | 911 | - | - |
| | 1000 | 400 | BN07014013ZZZZZZ2 | 1.135 | - | - |

SHELVES

WT1 - WOODEN TOP SHELVES

Choose between a steel or wooden top shelf (placed in between the wooden panels) or a wooden overlaying top plate (placed on top of the panels).

WT1 - WOODEN TOP SHELF

Details:

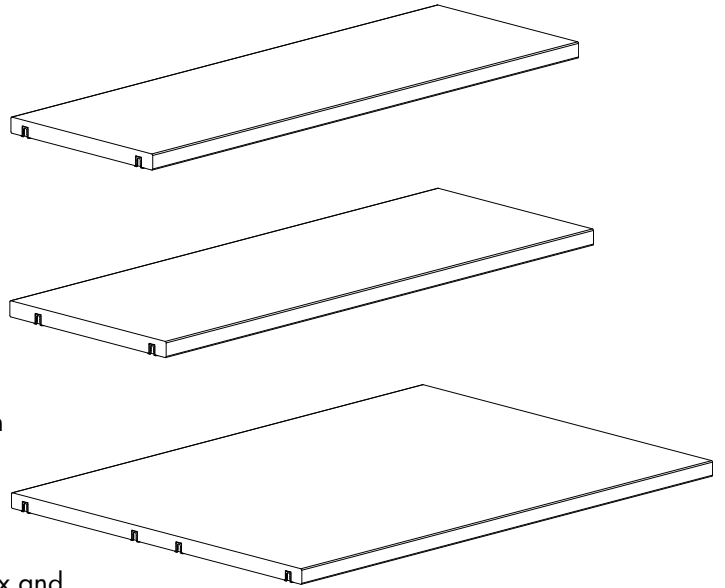
- Module 500/750/900/1000 mm
- Depth 250/300/400 mm
- Painted/veneer
- Single-sided standard depth
Single-sided full depth
Double-sided
- Snapfix and screws
- Max. weight 100 kg. (Norm EN14073-3)
- Particleboard

Use with:

- S1/S2/S3/S4 - steel shelves
- W1/W2/W3/W4 - wooden shelves
- WP1/2/5/6 - wooden panel
- WBP1/WBP3 - wooden back panel for standard depth
WBP2/WBP4 - wooden back panel for full depth
WBP2/WBP4 - wooden back panel for double-sided

Note:

- Wooden top shelves must always be fixed with snapfix and screws.



SHELVES

WT3 - WOODEN TOP SHELVES

Choose between a steel or wooden top shelf (placed in between the wooden panels) or a wooden overlaying top plate (placed on top of the panels).

WT3 - WOODEN TOP SHELF

Details:

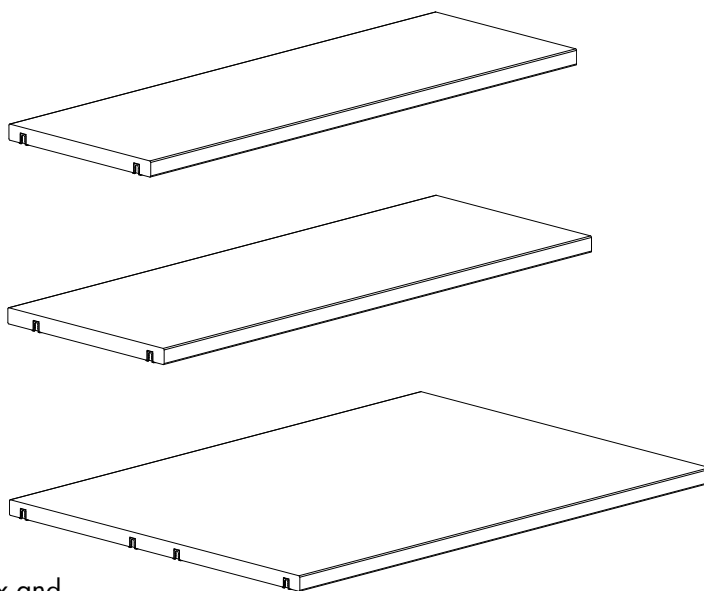
- Module 500/750/900/1000 mm
- Depth 250/300/400 mm
- Melamine
- Single-sided standard depth
- Single-sided full depth
- Double-sided
- Snapfix and screws
- Max. weight 100 kg. (Norm EN14073-3)
- Particleboard

Use with:

- S1/S2/S3/S4 - steel shelves
- W1/W2/W3/W4 - wooden shelves
- WP1/2/5/6 - wooden panel
- WBP1/WBP3 - wooden back panel for standard depth
- WBP2/WBP4 - wooden back panel for full depth
- WBP2/WBP4 - wooden back panel for double-sided

Note:

- Wooden top shelves must always be fixed with snapfix and screws.

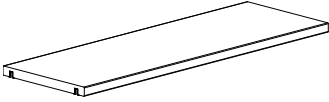


SHELVES

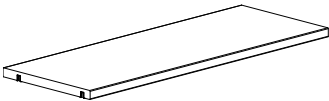
WT1 - WOODEN TOP SHELF - PAINTED/VENEER

Painted and veneered shelves are FSC-certified.

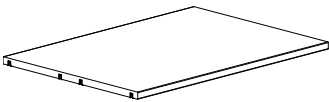
WT1 - single-sided wooden top shelf - standard depth

| Particleboard. Incl. fittings (snapfix and screws). | Module mm | Shelf depth mm | Item no. | Melamine DKK | Painted DKK | Veneer DKK |
|---|-----------|----------------|------------|--------------|-------------|------------|
|  | 500 | 250 | BN0765218. | - | 510 | 716 |
| | 500 | 300 | BN0765318. | - | 568 | 797 |
| | 500 | 400 | BN0765418. | - | 645 | 901 |
| | 750 | 250 | BN0767218. | - | 768 | 1.074 |
| | 750 | 300 | BN0767318. | - | 854 | 1.195 |
| | 750 | 400 | BN0767418. | - | 967 | 1.353 |
| | 900 | 250 | BN0769218. | - | 768 | 1.074 |
| | 900 | 300 | BN0769318. | - | 854 | 1.195 |
| | 900 | 400 | BN0769418. | - | 967 | 1.353 |
| | 1000 | 250 | BN0761218. | - | 861 | 1.204 |
| | 1000 | 300 | BN0761318. | - | 951 | 1.331 |
| | 1000 | 400 | BN0761418. | - | 1.081 | 1.517 |

WT1 - single-sided wooden top shelf - full depth

| Particleboard. Incl. fittings (snapfix and screws). | Module mm | Shelf depth mm | Item no. | Melamine DKK | Painted DKK | Veneer DKK |
|---|-----------|----------------|------------|--------------|-------------|------------|
|  | 500 | 250 = 280 | BN0765219. | - | 510 | 716 |
| | 500 | 300 = 330 | BN0765319. | - | 568 | 797 |
| | 500 | 400 = 430 | BN0765419. | - | 645 | 901 |
| | 750 | 250 = 280 | BN0767219. | - | 768 | 1.074 |
| | 750 | 300 = 330 | BN0767319. | - | 854 | 1.195 |
| | 750 | 400 = 430 | BN0767419. | - | 967 | 1.353 |
| | 900 | 250 = 280 | BN0769219. | - | 768 | 1.074 |
| | 900 | 300 = 330 | BN0769319. | - | 854 | 1.195 |
| | 900 | 400 = 430 | BN0769419. | - | 967 | 1.353 |
| | 1000 | 250 = 280 | BN0761219. | - | 861 | 1.204 |
| | 1000 | 300 = 330 | BN0761319. | - | 951 | 1.331 |
| | 1000 | 400 = 430 | BN0761419. | - | 1.081 | 1.517 |

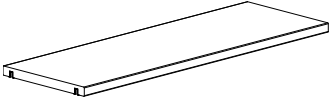
WT1 - double-sided wooden top shelf

| Particleboard. Incl. fittings (snapfix and screws). | Module mm | Shelf depth mm | Item no. | Melamine DKK | Painted DKK | Veneer DKK |
|---|-----------|----------------|------------|--------------|-------------|------------|
|  | 500 | 2 x 250 = 537 | BN0765228. | - | 683 | 956 |
| | 500 | 2 x 300 = 637 | BN0765328. | - | 1.047 | 1.465 |
| | 500 | 2 x 400 = 837 | BN0765428. | - | 1.598 | 2.235 |
| | 750 | 2 x 250 = 537 | BN0767228. | - | 1.024 | 1.432 |
| | 750 | 2 x 300 = 637 | BN0767328. | - | 1.571 | 2.199 |
| | 750 | 2 x 400 = 837 | BN0767428. | - | 2.396 | 3.353 |
| | 900 | 2 x 250 = 537 | BN0769228. | - | 1.024 | 1.432 |
| | 900 | 2 x 300 = 637 | BN0769328. | - | 1.571 | 2.199 |
| | 900 | 2 x 400 = 837 | BN0769428. | - | 2.396 | 3.353 |
| | 1000 | 2 x 250 = 537 | BN0761228. | - | 1.139 | 1.593 |
| | 1000 | 2 x 300 = 637 | BN0761328. | - | 1.747 | 2.443 |
| | 1000 | 2 x 400 = 837 | BN0761428. | - | 2.663 | 3.727 |

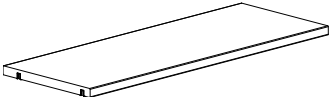
SHELVES

WT3 - WOODEN TOP SHELF - MELAMINE

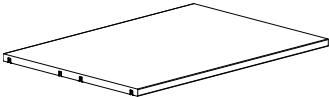
WT3 - Single-sided wooden top shelf - standard depth

| Particleboard. Incl. fittings (snapfix and screws). | Module mm | Shelf depth mm | Item no. | Melamine DKK | Painted DKK | Veneer DKK |
|---|-----------|----------------|------------|--------------|-------------|------------|
|  | 500 | 250 | BN07752186 | 433 | - | - |
| | 500 | 300 | BN07753186 | 485 | - | - |
| | 500 | 400 | BN07754186 | 548 | - | - |
| | 750 | 250 | BN07772186 | 652 | - | - |
| | 750 | 300 | BN07773186 | 725 | - | - |
| | 750 | 400 | BN07774186 | 821 | - | - |
| | 900 | 250 | BN07792186 | 652 | - | - |
| | 900 | 300 | BN07793186 | 725 | - | - |
| | 900 | 400 | BN07794186 | 821 | - | - |
| | 1000 | 250 | BN07712186 | 732 | - | - |
| | 1000 | 300 | BN07713186 | 809 | - | - |
| | 1000 | 400 | BN07714186 | 920 | - | - |

WT3 - Single-sided wooden top shelf - full depth

| Particleboard. Incl. fittings (snapfix and screws). | Module mm | Shelf depth mm | Item no. | Melamine DKK | Painted DKK | Veneer DKK |
|---|-----------|----------------|------------|--------------|-------------|------------|
|  | 500 | 250 = 280 | BN07752196 | 433 | - | - |
| | 500 | 300 = 330 | BN07753196 | 485 | - | - |
| | 500 | 400 = 430 | BN07754196 | 548 | - | - |
| | 750 | 250 = 280 | BN07772196 | 652 | - | - |
| | 750 | 300 = 330 | BN07773196 | 725 | - | - |
| | 750 | 400 = 430 | BN07774196 | 821 | - | - |
| | 900 | 250 = 280 | BN07792196 | 652 | - | - |
| | 900 | 300 = 330 | BN07793196 | 725 | - | - |
| | 900 | 400 = 430 | BN07794196 | 821 | - | - |
| | 1000 | 250 = 280 | BN07712196 | 732 | - | - |
| | 1000 | 300 = 330 | BN07713196 | 809 | - | - |
| | 1000 | 400 = 430 | BN07714196 | 920 | - | - |

WT3 - Double-sided wooden top shelf

| Particleboard. Incl. fittings (snapfix and screws). | Module mm | Shelf depth mm | Item no. | Melamine DKK | Painted DKK | Veneer DKK |
|---|-----------|----------------|------------|--------------|-------------|------------|
|  | 500 | 2 x 250 = 537 | BN07752286 | 579 | - | - |
| | 500 | 2 x 300 = 637 | BN07753286 | 890 | - | - |
| | 500 | 2 x 400 = 837 | BN07754286 | 1.357 | - | - |
| | 750 | 2 x 250 = 537 | BN07772286 | 870 | - | - |
| | 750 | 2 x 300 = 637 | BN07773286 | 1.337 | - | - |
| | 750 | 2 x 400 = 837 | BN07774286 | 2.037 | - | - |
| | 900 | 2 x 250 = 537 | BN07792286 | 870 | - | - |
| | 900 | 2 x 300 = 637 | BN07793286 | 1.337 | - | - |
| | 900 | 2 x 400 = 837 | BN07794286 | 2.037 | - | - |
| | 1000 | 2 x 250 = 537 | BN07712286 | 967 | - | - |
| | 1000 | 2 x 300 = 637 | BN07713286 | 1.484 | - | - |
| | 1000 | 2 x 400 = 837 | BN07714286 | 2.263 | - | - |

SHELVES

WO1 - WOODEN OVERLAYING TOP PLATE

Choose between a steel or wooden top shelf (placed in between the wooden panels) or a wooden overlaying top plate (placed on top of the panels).

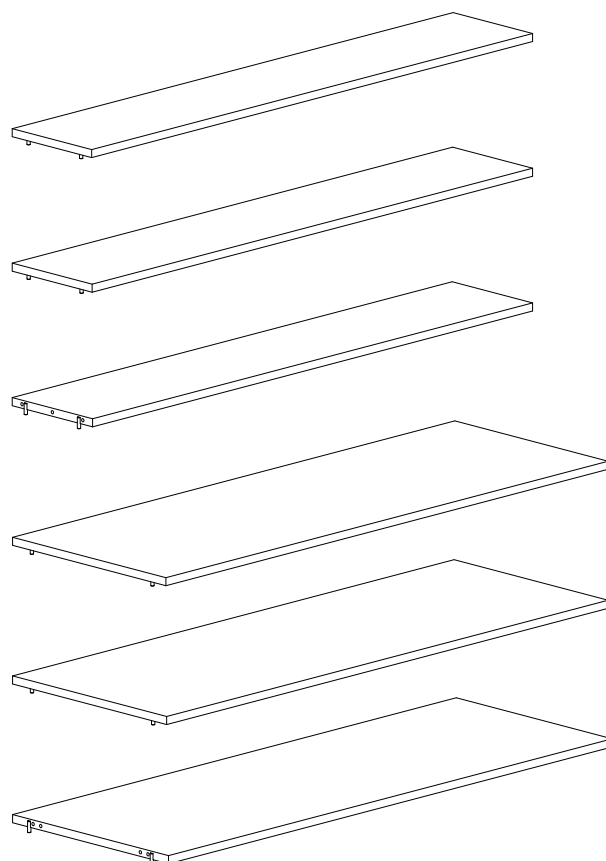
WO1 - WOODEN OVERLAYING TOP PLATE

Details:

- Module 500/750/900/100 mm
- Depth 250/300/400 mm
- Melamine/painted/veneer
- Single-/double-sided
- Freestanding/outer/intermediate
- Max. weight 25 kg.
- Particle board

Use with:

- S1/S2/S3/S4 - steel shelves
- W1/W2/W3/W4 - wooden shelves
- WP3/4/7/8 - wooden panel
- WBP1/3 - wooden back panel

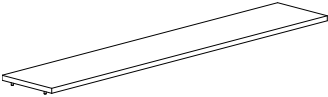


SHELVES

WO1 - WOODEN OVERLAYING TOP PLATE - SINGLE-SIDED

Painted and veneered shelves are FSC-certified.

WO1 - Single-sided wooden overlaying top plate - freestanding

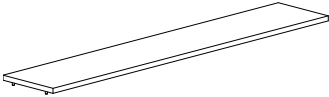
| Particleboard. Incl. fittings. | Module mm | Shelf depth mm | No. of bays | Item no. | Melamine DKK | Painted DKK | Veneer DKK |
|---|--------------|-------------------|----------------|------------|-----------------|----------------|---------------|
|  | 500 | 250 | 1 | BN0303515. | 521 | 612 | 858 |
| | 500 | 250 | 2 | BN0303525. | 937 | 1.103 | 1.545 |
| | 500 | 250 | 3 | BN0303535. | 1.406 | 1.654 | 2.316 |
| | 500 | 300 | 1 | BN0305515. | 577 | 680 | 952 |
| | 500 | 300 | 2 | BN0305525. | 1.041 | 1.226 | 1.713 |
| | 500 | 300 | 3 | BN0305535. | 1.562 | 1.838 | 2.571 |
| | 500 | 400 | 1 | BN0307515. | 638 | 748 | 1.049 |
| | 500 | 400 | 2 | BN0307525. | 1.145 | 1.346 | 1.884 |
| | 500 | 400 | 3 | BN0307535. | 1.717 | 2.020 | 2.828 |
| | 750 | 250 | 1 | BN0303715. | 781 | 919 | 1.286 |
| | 750 | 250 | 2 | BN0303725. | 1.405 | 1.653 | 2.313 |
| | 750 | 250 | 3 | BN0303735. | 2.107 | 2.479 | 3.471 |
| | 750 | 300 | 1 | BN0305715. | 868 | 1.022 | 1.430 |
| | 750 | 300 | 2 | BN0305725. | 1.560 | 1.836 | 2.571 |
| | 750 | 300 | 3 | BN0305735. | 2.342 | 2.755 | 3.858 |
| | 750 | 400 | 1 | BN0307715. | 955 | 1.123 | 1.572 |
| | 750 | 400 | 2 | BN0307725. | 1.717 | 2.020 | 2.827 |
| | 750 | 400 | 3 | BN0307735. | 2.575 | 3.031 | 4.244 |
| 900 | 250 | 1 | BN0303915. | 781 | 919 | 1.286 | |
| 900 | 250 | 2 | BN0303925. | 1.405 | 1.653 | 2.313 | |
| 900 | 300 | 1 | BN0305915. | 868 | 1.022 | 1.430 | |
| 900 | 300 | 2 | BN0305925. | 1.560 | 1.836 | 2.571 | |
| 900 | 400 | 1 | BN0307915. | 955 | 1.123 | 1.572 | |
| 900 | 400 | 2 | BN0307925. | 1.717 | 2.020 | 2.827 | |
| 1000 | 250 | 1 | BN0303115. | 868 | 1.022 | 1.430 | |
| 1000 | 250 | 2 | BN0303125. | 1.560 | 1.836 | 2.571 | |
| 1000 | 300 | 1 | BN0305115. | 965 | 1.135 | 1.588 | |
| 1000 | 300 | 2 | BN0305125. | 1.735 | 2.041 | 2.858 | |
| 1000 | 400 | 1 | BN0307115. | 1.060 | 1.247 | 1.748 | |
| 1000 | 400 | 2 | BN0307125. | 1.909 | 2.246 | 3.141 | |

SHELVES

WO1 - WOODEN OVERLAYING TOP PLATE - SINGLE-SIDED

Painted and veneered shelves are FSC-certified.

WO1 - Single-sided wooden overlaying top plate - outer

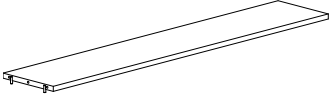
| Particleboard. Incl. fittings. | Module mm | Shelf depth mm | No. of bays | Item no. | Melamine DKK | Painted DKK | Veneer DKK |
|---|--------------|-------------------|----------------|------------|-----------------|----------------|---------------|
|  | 500 | 250 | 1 | BN0303514. | 521 | 612 | 858 |
| | 500 | 250 | 2 | BN0303524. | 937 | 1.103 | 1.545 |
| | 500 | 250 | 3 | BN0303534. | 1.406 | 1.654 | 2.316 |
| | 500 | 300 | 1 | BN0305514. | 577 | 680 | 952 |
| | 500 | 300 | 2 | BN0305524. | 1.041 | 1.226 | 1.713 |
| | 500 | 300 | 3 | BN0305534. | 1.562 | 1.838 | 2.571 |
| | 500 | 400 | 1 | BN0307514. | 638 | 748 | 1.049 |
| | 500 | 400 | 2 | BN0307524. | 1.145 | 1.346 | 1.884 |
| | 500 | 400 | 3 | BN0307534. | 1.717 | 2.020 | 2.828 |
| | 750 | 250 | 1 | BN0303714. | 781 | 919 | 1.286 |
| | 750 | 250 | 2 | BN0303724. | 1.405 | 1.653 | 2.313 |
| | 750 | 250 | 3 | BN0303734. | 2.107 | 2.479 | 3.471 |
| | 750 | 300 | 1 | BN0305714. | 868 | 1.022 | 1.430 |
| | 750 | 300 | 2 | BN0305724. | 1.560 | 1.836 | 2.571 |
| | 750 | 300 | 3 | BN0305734. | 2.342 | 2.755 | 3.858 |
| | 750 | 400 | 1 | BN0307714. | 955 | 1.123 | 1.572 |
| | 750 | 400 | 2 | BN0307724. | 1.717 | 2.020 | 2.827 |
| | 750 | 400 | 3 | BN0307734. | 2.575 | 3.031 | 4.244 |
| 900 | 250 | 1 | BN0303914. | 781 | 919 | 1.286 | |
| 900 | 250 | 2 | BN0303924. | 1.405 | 1.653 | 2.313 | |
| 900 | 300 | 1 | BN0305914. | 868 | 1.022 | 1.430 | |
| 900 | 300 | 2 | BN0305924. | 1.560 | 1.836 | 2.571 | |
| 900 | 400 | 1 | BN0307914. | 955 | 1.123 | 1.572 | |
| 900 | 400 | 2 | BN0307924. | 1.717 | 2.020 | 2.827 | |
| 1000 | 250 | 1 | BN0303114. | 868 | 1.022 | 1.430 | |
| 1000 | 250 | 2 | BN0303124. | 1.560 | 1.836 | 2.571 | |
| 1000 | 300 | 1 | BN0305114. | 965 | 1.135 | 1.588 | |
| 1000 | 300 | 2 | BN0305124. | 1.735 | 2.041 | 2.858 | |
| 1000 | 400 | 1 | BN0307114. | 1.060 | 1.247 | 1.748 | |
| 1000 | 400 | 2 | BN0307124. | 1.909 | 2.246 | 3.141 | |

SHELVES

WO1 - WOODEN OVERLAYING TOP PLATE - SINGLE-SIDED

Painted and veneered shelves are FSC-certified.

WO1 - Single-sided wooden overlaying top plate - intermediate

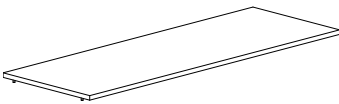
| Particleboard. Incl. fittings. | Module mm | Shelf depth mm | No. of bays | Item no. | Melamine DKK | Painted DKK | Veneer DKK |
|---|--------------|-------------------|----------------|------------|-----------------|----------------|---------------|
|  | 500 | 250 | 1 | BN0303513. | 521 | 612 | 858 |
| | 500 | 250 | 2 | BN0303523. | 937 | 1.103 | 1.545 |
| | 500 | 250 | 3 | BN0303533. | 1.406 | 1.654 | 2.316 |
| | 500 | 300 | 1 | BN0305513. | 577 | 680 | 952 |
| | 500 | 300 | 2 | BN0305523. | 1.041 | 1.226 | 1.713 |
| | 500 | 300 | 3 | BN0305533. | 1.562 | 1.838 | 2.571 |
| | 500 | 400 | 1 | BN0307513. | 638 | 748 | 1.049 |
| | 500 | 400 | 2 | BN0307523. | 1.145 | 1.346 | 1.884 |
| | 500 | 400 | 3 | BN0307533. | 1.717 | 2.020 | 2.828 |
| | 750 | 250 | 1 | BN0303713. | 781 | 919 | 1.286 |
| | 750 | 250 | 2 | BN0303723. | 1.405 | 1.653 | 2.313 |
| | 750 | 250 | 3 | BN0303733. | 2.107 | 2.479 | 3.471 |
| | 750 | 300 | 1 | BN0305713. | 868 | 1.022 | 1.430 |
| | 750 | 300 | 2 | BN0305723. | 1.560 | 1.836 | 2.571 |
| | 750 | 300 | 3 | BN0305733. | 2.342 | 2.755 | 3.858 |
| | 750 | 400 | 1 | BN0307713. | 955 | 1.123 | 1.572 |
| | 750 | 400 | 2 | BN0307723. | 1.717 | 2.020 | 2.827 |
| | 750 | 400 | 3 | BN0307733. | 2.575 | 3.031 | 4.244 |
| 900 | 250 | 1 | BN0303913. | 781 | 919 | 1.286 | |
| 900 | 250 | 2 | BN0303923. | 1.405 | 1.653 | 2.313 | |
| 900 | 300 | 1 | BN0305913. | 868 | 1.022 | 1.430 | |
| 900 | 300 | 2 | BN0305923. | 1.560 | 1.836 | 2.571 | |
| 900 | 400 | 1 | BN0307913. | 955 | 1.123 | 1.572 | |
| 900 | 400 | 2 | BN0307923. | 1.717 | 2.020 | 2.827 | |
| 1000 | 250 | 1 | BN0303113. | 868 | 1.022 | 1.430 | |
| 1000 | 250 | 2 | BN0303123. | 1.560 | 1.836 | 2.571 | |
| 1000 | 300 | 1 | BN0305113. | 965 | 1.135 | 1.588 | |
| 1000 | 300 | 2 | BN0305123. | 1.735 | 2.041 | 2.858 | |
| 1000 | 400 | 1 | BN0307113. | 1.060 | 1.247 | 1.748 | |
| 1000 | 400 | 2 | BN0307123. | 1.909 | 2.246 | 3.141 | |

SHELVES

WO1 - WOODEN OVERLAYING TOP PLATE - DOUBLE-SIDED

Painted and veneered shelves are FSC-certified.

WO1 - Double-sided wooden overlaying top plate - freestanding

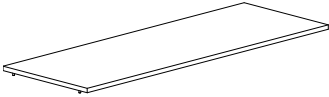
| Particleboard. Incl. fittings. | Module mm | Shelf depth mm | No. of bays | Item no. | Melamine DKK | Painted DKK | Veneer DKK |
|---|--------------|-------------------|----------------|------------|-----------------|----------------|---------------|
|  | 500 | 250 | 1 | BN0304515. | 802 | 943 | 1.318 |
| | 500 | 250 | 2 | BN0304525. | 1.441 | 1.695 | 2.372 |
| | 500 | 250 | 3 | BN0304535. | 2.163 | 2.544 | 3.563 |
| | 500 | 300 | 1 | BN0306515. | 889 | 1.047 | 1.465 |
| | 500 | 300 | 2 | BN0306525. | 1.600 | 1.883 | 2.636 |
| | 500 | 300 | 3 | BN0306535. | 2.402 | 2.826 | 3.957 |
| | 500 | 400 | 1 | BN0308515. | 979 | 1.151 | 1.612 |
| | 500 | 400 | 2 | BN0308525. | 1.760 | 2.072 | 2.899 |
| | 500 | 400 | 3 | BN0308535. | 2.642 | 3.109 | 4.352 |
| | 750 | 250 | 1 | BN0304715. | 1.202 | 1.416 | 1.979 |
| | 750 | 250 | 2 | BN0304725. | 2.163 | 2.544 | 3.561 |
| | 750 | 250 | 3 | BN0304735. | 3.243 | 3.815 | 5.342 |
| | 750 | 300 | 1 | BN0306715. | 1.337 | 1.571 | 2.199 |
| | 750 | 300 | 2 | BN0306725. | 2.401 | 2.825 | 3.955 |
| | 750 | 300 | 3 | BN0306735. | 3.605 | 4.240 | 5.937 |
| | 750 | 400 | 1 | BN0308715. | 1.469 | 1.728 | 2.419 |
| | 750 | 400 | 2 | BN0308725. | 2.641 | 3.108 | 4.351 |
| | 750 | 400 | 3 | BN0308735. | 3.965 | 4.665 | 6.528 |
| 900 | 250 | 1 | BN0304915. | 1.202 | 1.416 | 1.979 | |
| 900 | 250 | 2 | BN0304925. | 2.163 | 2.544 | 3.561 | |
| 900 | 300 | 1 | BN0306915. | 1.337 | 1.571 | 2.199 | |
| 900 | 300 | 2 | BN0306925. | 2.401 | 2.825 | 3.955 | |
| 900 | 400 | 1 | BN0308915. | 1.469 | 1.728 | 2.419 | |
| 900 | 400 | 2 | BN0308925. | 2.641 | 3.108 | 4.351 | |
| 1000 | 250 | 1 | BN0304115. | 1.337 | 1.571 | 2.199 | |
| 1000 | 250 | 2 | BN0304125. | 2.401 | 2.825 | 3.955 | |
| 1000 | 300 | 1 | BN0306115. | 1.484 | 1.746 | 2.442 | |
| 1000 | 300 | 2 | BN0306125. | 2.668 | 3.139 | 4.394 | |
| 1000 | 400 | 1 | BN0308115. | 1.631 | 1.919 | 2.686 | |
| 1000 | 400 | 2 | BN0308125. | 2.934 | 3.452 | 4.835 | |

SHELVES

WO1 - WOODEN OVERLAYING TOP PLATE - DOUBLE-SIDED

Painted and veneered shelves are FSC-certified.

WO1 - Double-sided wooden overlaying top plate - outer

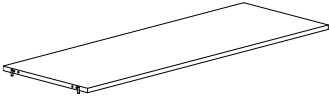
| Particleboard. Incl. fittings. | Module mm | Shelf depth mm | No. of bays | Item no. | Melamine DKK | Painted DKK | Veneer DKK |
|---|--------------|-------------------|----------------|------------|-----------------|----------------|---------------|
|  | 500 | 250 | 1 | BN0304514. | 802 | 943 | 1.318 |
| | 500 | 250 | 2 | BN0304524. | 1.441 | 1.695 | 2.372 |
| | 500 | 250 | 3 | BN0304534. | 2.163 | 2.544 | 3.563 |
| | 500 | 300 | 1 | BN0306514. | 889 | 1.047 | 1.465 |
| | 500 | 300 | 2 | BN0306524. | 1.600 | 1.883 | 2.636 |
| | 500 | 300 | 3 | BN0306534. | 2.402 | 2.826 | 3.957 |
| | 500 | 400 | 1 | BN0308514. | 979 | 1.151 | 1.612 |
| | 500 | 400 | 2 | BN0308524. | 1.760 | 2.072 | 2.899 |
| | 500 | 400 | 3 | BN0308534. | 2.642 | 3.109 | 4.352 |
| | 750 | 250 | 1 | BN0304714. | 1.202 | 1.416 | 1.979 |
| | 750 | 250 | 2 | BN0304724. | 2.163 | 2.544 | 3.561 |
| | 750 | 250 | 3 | BN0304734. | 3.243 | 3.815 | 5.342 |
| | 750 | 300 | 1 | BN0306714. | 1.337 | 1.571 | 2.199 |
| | 750 | 300 | 2 | BN0306724. | 2.401 | 2.825 | 3.955 |
| | 750 | 300 | 3 | BN0306734. | 3.605 | 4.240 | 5.937 |
| | 750 | 400 | 1 | BN0308714. | 1.469 | 1.728 | 2.419 |
| | 750 | 400 | 2 | BN0308724. | 2.641 | 3.108 | 4.351 |
| | 750 | 400 | 3 | BN0308734. | 3.965 | 4.665 | 6.528 |
| 900 | 250 | 1 | BN0304914. | 1.202 | 1.416 | 1.979 | |
| 900 | 250 | 2 | BN0304924. | 2.163 | 2.544 | 3.561 | |
| 900 | 300 | 1 | BN0306914. | 1.337 | 1.571 | 2.199 | |
| 900 | 300 | 2 | BN0306924. | 2.401 | 2.825 | 3.955 | |
| 900 | 400 | 1 | BN0308914. | 1.469 | 1.728 | 2.419 | |
| 900 | 400 | 2 | BN0308924. | 2.641 | 3.108 | 4.351 | |
| 1000 | 250 | 1 | BN0304114. | 1.337 | 1.571 | 2.199 | |
| 1000 | 250 | 2 | BN0304124. | 2.401 | 2.825 | 3.955 | |
| 1000 | 300 | 1 | BN0306114. | 1.484 | 1.746 | 2.442 | |
| 1000 | 300 | 2 | BN0306124. | 2.668 | 3.139 | 4.394 | |
| 1000 | 400 | 1 | BN0308114. | 1.631 | 1.919 | 2.686 | |
| 1000 | 400 | 2 | BN0308124. | 2.934 | 3.452 | 4.835 | |

SHELVES

WO1 - WOODEN OVERLAYING TOP PLATE - DOUBLE-SIDED

Painted and veneered shelves are FSC-certified.

WO1 - Double-sided wooden overlaying top plate - intermediate

| Particleboard. Incl. fittings. | Module mm | Shelf depth mm | No. of bays | Item no. | Melamine DKK | Painted DKK | Veneer DKK |
|---|--------------|-------------------|----------------|------------|-----------------|----------------|---------------|
|  | 500 | 250 | 1 | BN0304513. | 802 | 943 | 1.318 |
| | 500 | 250 | 2 | BN0304523. | 1.441 | 1.695 | 2.372 |
| | 500 | 250 | 3 | BN0304533. | 2.163 | 2.544 | 3.563 |
| | 500 | 300 | 1 | BN0306513. | 889 | 1.047 | 1.465 |
| | 500 | 300 | 2 | BN0306523. | 1.600 | 1.883 | 2.636 |
| | 500 | 300 | 3 | BN0306533. | 2.402 | 2.826 | 3.957 |
| | 500 | 400 | 1 | BN0308513. | 979 | 1.151 | 1.612 |
| | 500 | 400 | 2 | BN0308523. | 1.760 | 2.072 | 2.899 |
| | 500 | 400 | 3 | BN0308533. | 2.642 | 3.109 | 4.352 |
| | 750 | 250 | 1 | BN0304713. | 1.202 | 1.416 | 1.979 |
| | 750 | 250 | 2 | BN0304723. | 2.163 | 2.544 | 3.561 |
| | 750 | 250 | 3 | BN0304733. | 3.243 | 3.815 | 5.342 |
| | 750 | 300 | 1 | BN0306713. | 1.337 | 1.571 | 2.199 |
| | 750 | 300 | 2 | BN0306723. | 2.401 | 2.825 | 3.955 |
| | 750 | 300 | 3 | BN0306733. | 3.605 | 4.240 | 5.937 |
| | 750 | 400 | 1 | BN0308713. | 1.469 | 1.728 | 2.419 |
| | 750 | 400 | 2 | BN0308723. | 2.641 | 3.108 | 4.351 |
| | 750 | 400 | 3 | BN0308733. | 3.965 | 4.665 | 6.528 |
| 900 | 250 | 1 | BN0304913. | 1.202 | 1.416 | 1.979 | |
| 900 | 250 | 2 | BN0304923. | 2.163 | 2.544 | 3.561 | |
| 900 | 300 | 1 | BN0306913. | 1.337 | 1.571 | 2.199 | |
| 900 | 300 | 2 | BN0306923. | 2.401 | 2.825 | 3.955 | |
| 900 | 400 | 1 | BN0308913. | 1.469 | 1.728 | 2.419 | |
| 900 | 400 | 2 | BN0308923. | 2.641 | 3.108 | 4.351 | |
| 1000 | 250 | 1 | BN0304113. | 1.337 | 1.571 | 2.199 | |
| 1000 | 250 | 2 | BN0304123. | 2.401 | 2.825 | 3.955 | |
| 1000 | 300 | 1 | BN0306113. | 1.484 | 1.746 | 2.442 | |
| 1000 | 300 | 2 | BN0306123. | 2.668 | 3.139 | 4.394 | |
| 1000 | 400 | 1 | BN0308113. | 1.631 | 1.919 | 2.686 | |
| 1000 | 400 | 2 | BN0308123. | 2.934 | 3.452 | 4.835 | |

SHELVES

DISPLAY & STORAGE

Steel shelf for pocketbooks, CD's and DVD's

Incl. fittings.
H200 x D225 mm

Module
mm

Item no.

Price
DKK

900

BN520

965



Steel shelf for CD's

Incl. fittings.
H175 x D200 mm

Module
mm

Item no.

Price
DKK

750


B7851737

1.488

900

B7851739

1.488



Steel shelf for DVD's

Incl. fittings.
H273 x D300 mm.

Module
mm

Item no.

Price
DKK

750

B7851707

1.488

900

B7851709

1.488



SHELVES

DISPLAY & STORAGE

Steel shelf - 4 compartments (W22.4 cm) with 3 steel dividers

Incl. fittings. W900 x H200 x Dxx mm.
Capacity: 75 picture books

Depth
mm

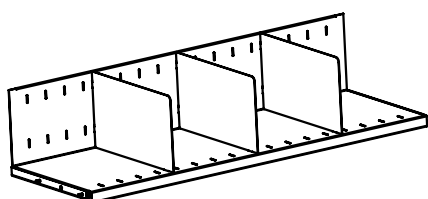
Item no.

Price
DKK

250
300

BN5162
BN5163

1.217
1.347



Sloping bottom shelf

Incl. fittings

Module
mm

Depth of
shelving - mm

Item no.

Price
DKK

500 250
500 300

BN53052
BN53053

481
481

750 250
750 300

BN53072
BN53073

481
481

900 250
900 300

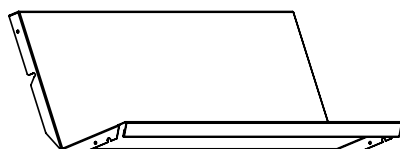
BN53092
BN53093

481
481

1000 250
1000 300

BN53012
BN53013

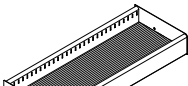
481
481

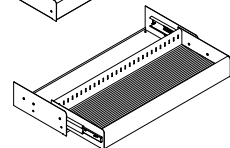


FUNCTIONS

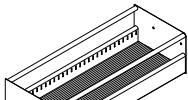
STEEL BROWSERS

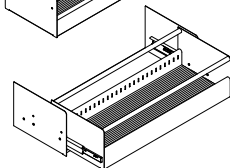
Single browser - without/with pull-out

| Module 750 mm. Incl. fittings and rubber mat. Excl. tubes | Panel depth mm | Browser height mm | Browser depth mm | No. of dividers | Item no. Fixed | Price DKK | Item no. Pull-out | Price DKK |
|---|----------------|-------------------|-------------------|-----------------|----------------|-----------|-------------------|-----------|
|  | 300 | 100 | 300 ^{*1} | 0 | BN55073100 | 1.922 | BN55273500 | 3.506 |
| | 300 | 100 | 300 | 1 | BN55073101 | 2.036 | BN55273501 | 3.619 |
| | 300 | 100 | 300 | 2 | BN55073102 | 2.138 | BN55273502 | 3.728 |
| | 300 | 100 | 300 | 4 | BN55073104 | 2.365 | BN55273504 | 3.947 |

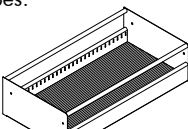
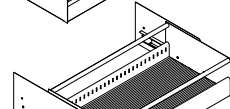


Single browser - without/with pull-out

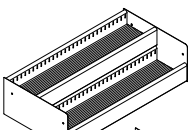
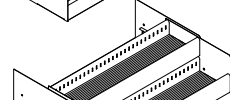
| Module 750 mm. Incl. fittings, rubber mat and tubes. | Panel depth mm | Browser height mm | Browser depth mm | No. of dividers | Item no. Fixed | Price DKK | Item no. Pull-out | Price DKK |
|--|----------------|-------------------|-------------------|-----------------|----------------|-----------|-------------------|-----------|
|  | 300 | 200 | 300 ^{*2} | 0 | BN55073200 | 2.532 | BN55273600 | 4.113 |
| | 300 | 200 | 300 | 1 | BN55073201 | 2.660 | BN55273601 | 4.246 |
| | 300 | 200 | 300 | 2 | BN55073202 | 2.784 | BN55273602 | 4.376 |
| | 300 | 200 | 300 | 4 | BN55073204 | 3.046 | BN55273604 | 4.634 |



Single browser - without/with pull-out

| Module 750 mm. Incl. fittings, rubber mat and tubes. | Panel depth mm | Browser height mm | Browser depth mm | No. of dividers | Item no. Fixed | Price DKK | Item no. Pull-out | Price DKK |
|---|----------------|-------------------|-------------------|-----------------|----------------|-----------|-------------------|-----------|
|  | 300 | 200 | 400 ^{*3} | 0 | BN55073300 | 2.609 | | |
| | 300 | 200 | 400 | 1 | BN55073301 | 2.737 | | |
| | 300 | 200 | 400 | 2 | BN55073302 | 2.867 | | |
| | 300 | 200 | 400 | 4 | BN55073304 | 3.124 | | |
|  | 400 | 200 | 400 | 0 | BN55074300 | 2.609 | BN55274700 | 4.195 |
| | 400 | 200 | 400 | 1 | BN55074301 | 2.737 | BN55274701 | 4.323 |
| | 400 | 200 | 400 | 2 | BN55074302 | 2.867 | BN55274702 | 4.455 |
| | 400 | 200 | 400 | 4 | BN55074304 | 3.124 | BN55274704 | 4.715 |

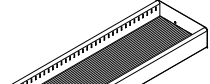
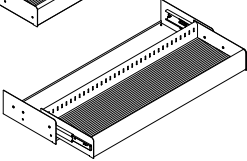
Double browser - without/with pull-out

| Module 750 mm. Incl. fittings and rubber mat. Excl. tubes | Panel depth mm | Browser height mm | Browser depth mm | No. of dividers | Item no. Fixed | Price DKK | Item no. Pull-out | Price DKK |
|---|----------------|-------------------|-------------------|-----------------|----------------|-----------|-------------------|-----------|
|  | 300 | 200 | 400 ^{*4} | 0 | BN55073400 | 3.447 | | |
| | 300 | 200 | 400 | 2 | BN55073402 | 3.631 | | |
| | 300 | 200 | 400 | 4 | BN55073404 | 3.807 | | |
| | 300 | 200 | 400 | 8 | BN55073408 | 4.171 | | |
|  | 400 | 200 | 400 | 0 | BN55074400 | 3.447 | BN55274800 | 5.034 |
| | 400 | 200 | 400 | 2 | BN55074402 | 3.631 | BN55274802 | 5.214 |
| | 400 | 200 | 400 | 4 | BN55074404 | 3.807 | BN55274804 | 5.397 |
| | 400 | 200 | 400 | 8 | BN55074408 | 4.171 | BN55274808 | 5.755 |

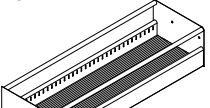
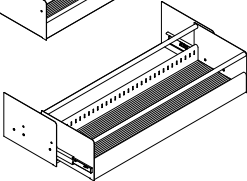
FUNCTIONS

STEEL BROWSERS

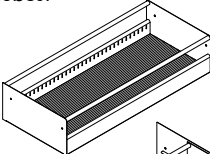
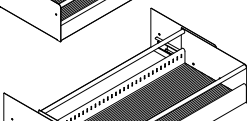
Single browser - without/with pull-out

| Module 900 mm. Incl. fittings and rubber mat. Excl. tubes | Panel depth mm | Browser height mm | Browser depth mm | No. of dividers | Item no. Fixed | Price DKK | Item no. | | Price DKK |
|--|----------------|-------------------|-------------------|-----------------|----------------|-----------|------------|----------|-----------|
| | | | | | | | Fixed | Pull-out | |
|   | 300 | 100 | 300 ^{*1} | 0 | BN55093100 | 1.922 | BN55293500 | 3.506 | |
| | 300 | 100 | 300 | 2 | BN55093102 | 2.138 | BN55293502 | 3.728 | |
| | 300 | 100 | 300 | 4 | BN55093104 | 2.365 | BN55293504 | 3.947 | |
| | 300 | 1000 | 300 | 5 | BN55093105 | 2.475 | BN55293505 | 4.061 | |

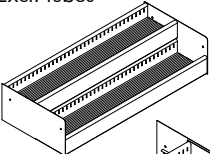

Single browser - without/with pull-out

| Module 900 mm. Incl. fittings, rubber mat and tubes. | Panel depth mm | Browser height mm | Browser depth mm | No. of dividers | Item no. Fixed | Price DKK | Item no. | | Price DKK |
|---|----------------|-------------------|-------------------|-----------------|----------------|-----------|------------|----------|-----------|
| | | | | | | | Fixed | Pull-out | |
|   | 300 | 200 | 300 ^{*2} | 0 | BN55093200 | 2.532 | BN55293600 | 4.113 | |
| | 300 | 200 | 300 | 2 | BN55093202 | 2.784 | BN55293602 | 4.376 | |
| | 300 | 200 | 300 | 4 | BN55093204 | 3.046 | BN55293604 | 4.634 | |
| | 300 | 200 | 300 | 5 | BN55093205 | 3.178 | BN55293605 | 4.764 | |

Single browser - without/with pull-out

| Module 900 mm. Incl. fittings, rubber mat and tubes. | Panel depth mm | Browser height mm | Browser depth mm | No. of dividers | Item no. Fixed | Price DKK | Item no. | | Price DKK |
|--|----------------|-------------------|-------------------|-----------------|----------------|-----------|------------|----------|-----------|
| | | | | | | | Fixed | Pull-out | |
|   | 300 | 200 | 400 ^{*3} | 0 | BN55093300 | 2.609 | | | |
| | 300 | 200 | 400 | 2 | BN55093302 | 2.867 | | | |
| | 300 | 200 | 400 | 4 | BN55093304 | 3.124 | | | |
| | 300 | 200 | 400 | 5 | BN55093305 | 3.254 | | | |
| | 400 | 200 | 400 | 0 | BN55094300 | 2.609 | BN55294700 | 4.195 | |
| | 400 | 200 | 400 | 2 | BN55094302 | 2.867 | BN55294702 | 4.455 | |
| | 400 | 200 | 400 | 4 | BN55094304 | 3.124 | BN55294704 | 4.715 | |
| | 400 | 200 | 400 | 5 | BN55094305 | 3.254 | BN55294705 | 4.841 | |

Double browser - without/with pull-out

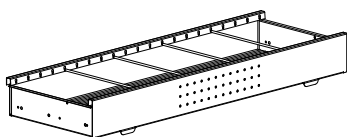
| Module 900 mm. Incl. fittings and rubber mat. Excl. tubes | Panel depth mm | Browser height mm | Browser depth mm | No. of dividers | Item no. Fixed | Price DKK | Item no. | | Price DKK |
|--|----------------|-------------------|-------------------|-----------------|----------------|-----------|------------|----------|-----------|
| | | | | | | | Fixed | Pull-out | |
|   | 300 | 200 | 400 ^{*4} | 0 | BN55093400 | 3.447 | | | |
| | 300 | 200 | 400 | 4 | BN55093404 | 3.807 | | | |
| | 300 | 200 | 400 | 8 | BN55093408 | 4.171 | | | |
| | 300 | 200 | 400 | 10 | BN55093410 | 4.347 | | | |
| | 400 | 200 | 400 | 0 | BN55094400 | 3.447 | BN55294800 | 5.034 | |
| | 400 | 200 | 400 | 4 | BN55094404 | 3.807 | BN55294804 | 5.397 | |
| | 400 | 200 | 400 | 8 | BN55094408 | 4.171 | BN55294808 | 5.755 | |
| | 400 | 200 | 400 | 10 | BN55094410 | 4.347 | BN55294810 | 5.934 | |

FUNCTIONS

STEEL BROWSERS

Single AV steel browser - for shelf

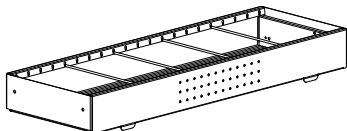
H100 mm. Lacquered steel browser and dividers with black flocked steel rods. Rubber mat and 2-5 moveable dividers incl. To be fastened onto existing 250 or 300 mm deep steel or wooden shelf without backedge.



| Module | Shelf depth mm | No. of dividers | Item no. | Price DKK |
|--------|-------------------|--------------------|---------------|--------------|
| 500 | 250 | 2 | B405085552102 | 1.462 |
| 500 | 300 | 2 | B405085553102 | 1.527 |
| 500 | 400 | 2 | B405085554102 | 1.602 |
| 750 | 250 | 3 | B405085572103 | 1.690 |
| 750 | 300 | 3 | B405085573102 | 1.716 |
| 750 | 400 | 3 | B405085574103 | 1.847 |
| 900 | 250 | 4 | B405085592104 | 1.750 |
| 900 | 300 | 4 | B405085593104 | 1.830 |
| 900 | 400 | 4 | B405085594104 | 1.920 |
| 1000 | 250 | 5 | B405085512105 | 1.789 |
| 1000 | 300 | 5 | B405085513105 | 1.872 |
| 1000 | 400 | 5 | B405085514105 | 1.965 |

Single AV steel browser - fixed

H100 mm. Lacquered steel browser and dividers with black flocked steel rods. Rubber mat and 2-5 moveable dividers incl.



| Module | Shelf depth mm | No. of dividers | Item no. | Price DKK |
|--------|-------------------|--------------------|---------------|--------------|
| 500 | 250 | 2 | B405085552302 | 1.870 |
| 500 | 300 | 2 | B405085553302 | 2.033 |
| 500 | 400 | 2 | B405085554302 | 2.133 |
| 750 | 250 | 3 | B405085572303 | 2.096 |
| 750 | 300 | 3 | B405085573303 | 2.262 |
| 750 | 400 | 3 | B405085574303 | 2.376 |
| 900 | 250 | 4 | B405085592304 | 2.159 |
| 900 | 300 | 4 | B405085593304 | 2.332 |
| 900 | 400 | 4 | B405085594304 | 2.449 |
| 1000 | 250 | 5 | B405085512305 | 2.198 |
| 1000 | 300 | 5 | B405085513305 | 2.374 |
| 1000 | 400 | 5 | B405085514305 | 2.492 |

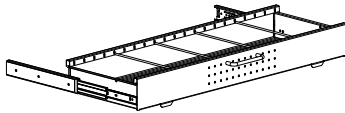
FUNCTIONS

STEEL BROWSERS

For safety reasons only load the the browsers with pull-out function with a maximum of 15 kg. Only install a maximum of 3 pull-out browsers on single-sided shelving and 1 pull-out browsers on each side of a double-sided shelving. Shelving with castors should not have pull-out browsers installed. The lowest browser must be at least 50 cm above the floor to prevent being used as a step.

Single AV steel browser - with pull-out

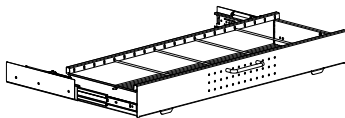
H100 mm. Lacquered steel browser and dividers with black flocked steel rods. Rubber mat and 2-5 moveable dividers incl. With handle for pull-out function on telescopic rails.



| Module | Shelf depth mm | No. of dividers | Item no. | Price DKK |
|--------|-------------------|--------------------|---------------|--------------|
| 500 | 250 | 2 | B405085552502 | 2.511 |
| 500 | 300 | 2 | B405085553502 | 2.672 |
| 500 | 400 | 2 | B405085554502 | 2.805 |
| 750 | 250 | 3 | B405085572503 | 2.738 |
| 750 | 300 | 3 | B405085573503 | 2.903 |
| 750 | 400 | 3 | B405085574503 | 3.050 |
| 900 | 250 | 4 | B405085592504 | 2.800 |
| 900 | 300 | 4 | B405085593504 | 2.973 |
| 900 | 400 | 4 | B405085594504 | 3.122 |
| 1000 | 250 | 5 | B405085512505 | 2.838 |
| 1000 | 300 | 5 | B405085513505 | 3.015 |
| 1000 | 400 | 5 | B405085514505 | 3.166 |

Single AV steel browser - pull-out and soft closing

H100 mm. Lacquered steel browser and dividers with black flocked steel rods. Rubber mat and 2-5 moveable dividers incl. With handle for pull-out function on telescopic rails.



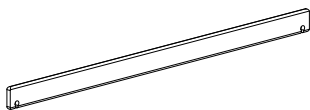
| Module | Shelf depth mm | No. of dividers | Item no. | Price DKK |
|--------|-------------------|--------------------|---------------|--------------|
| 500 | 250 | 2 | B405085552702 | 2.753 |
| 500 | 300 | 2 | B405085553702 | 2.914 |
| 500 | 400 | 2 | B405085554702 | 3.060 |
| 750 | 250 | 3 | B405085572703 | 2.982 |
| 750 | 300 | 3 | B405085573703 | 3.147 |
| 750 | 400 | 3 | B405085574703 | 3.305 |
| 900 | 250 | 4 | B405085592704 | 3.041 |
| 900 | 300 | 4 | B405085593704 | 3.215 |
| 900 | 400 | 4 | B405085594704 | 3.376 |
| 1000 | 250 | 5 | B405085512705 | 3.079 |
| 1000 | 300 | 5 | B405085513705 | 3.255 |
| 1000 | 400 | 5 | B405085514705 | 3.419 |

FUNCTIONS

STEEL BROWSERS

Divider for single-/double browser

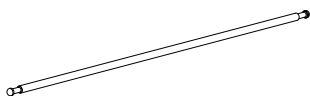
Additional steel divider.
Chromed steel.



| Type | Height mm | Shelf depth mm | Item no. | Price DKK |
|--------|--------------|-------------------|----------|--------------|
| Single | 100 | 300 | B4011603 | 114 |
| Single | 200 | 300 | B4011603 | 114 |
| Single | 200 | 400 | B4011604 | 132 |
| Double | 200 | 400 | B4011601 | 92 |

Divider for AV steel browser

Additional lacquered steel divider with
flocked steel rod.



| Shelf depth mm | Item no. | Price DKK |
|-------------------|----------|--------------|
| 250 | B4010702 | 250 |
| 300 | B4010703 | 250 |
| 400 | B4010704 | 250 |

FUNCTIONS

STEEL BROWSERS

Capacity examples for 750 mm fixed single/double browser (see page 168)

| | Type | Module | H x D mm | CD cases | DVD cases | CD pockets | Picture books | Comic picture books |
|----|--------|--------|-----------|------------|------------|------------|---------------|---------------------|
| | | | | 5 rows | 5 rows | 5 rows | 3 rows | 2 rows |
| *1 | Single | 750 | 100 x 300 | 100 | 75 | 325 | - | - |
| *2 | Single | 750 | 200 x 300 | 100 | 75 | 325 | 90 | 40 |
| *3 | Single | 750 | 200 x 400 | 150 | 105 | 325 | 120 | 50 |
| | | | | 2 x 5 rows | 2 x 5 rows | 2 x 5 rows | 3 rows | 2 rows |
| *4 | Double | 750 | 200 x 400 | 130 | 95 | 400 | - | - |

Capacity examples for 750 mm single/double browser with pull-out (see page 168)

| | Type | Module | H x D mm | CD cases | DVD cases | CD pockets | Picture books | Comic picture books |
|----|--------|--------|-----------|------------|------------|------------|---------------|---------------------|
| | | | | 5 rows | 5 rows | 5 rows | 3 rows | 2 rows |
| *1 | Single | 750 | 100 x 300 | 80 | 60 | 260 | - | - |
| *2 | Single | 750 | 200 x 300 | 80 | 60 | 260 | 90 | 40 |
| *3 | Single | 750 | 200 x 400 | 120 | 84 | 340 | 120 | 50 |
| | | | | 2 x 5 rows | 2 x 5 rows | 2 x 5 rows | 3 rows | 2 rows |
| *4 | Double | 750 | 200 x 400 | 104 | 76 | 320 | - | - |

Capacity examples for 900 mm fixed single/double browser (see page 169)

| | Type | Module | H x D mm | CD cases | DVD cases | CD pockets | Picture books | Comic picture books |
|----|--------|--------|-----------|------------|------------|------------|---------------|---------------------|
| | | | | 6 rows | 6 rows | 6 rows | 4 rows | 3 rows |
| *1 | Single | 900 | 100 x 300 | 120 | 90 | 390 | - | - |
| *2 | Single | 900 | 200 x 300 | 120 | 90 | 390 | 120 | 60 |
| *3 | Single | 900 | 200 x 400 | 180 | 126 | 510 | 180 | 75 |
| | | | | 2 x 6 rows | 2 x 6 rows | 2 x 6 rows | 4 rows | 3 rows |
| *4 | Double | 900 | 200 x 400 | 156 | 114 | 480 | - | - |

Capacity examples for 900 mm single/double browser with pull-out (see page 169)

| | Type | Module | H x D mm | CD cases | DVD cases | CD pockets | Picture books | Comic picture books |
|----|--------|--------|-----------|------------|------------|------------|---------------|---------------------|
| | | | | 6 rows | 6 rows | 6 rows | 4 rows | 3 rows |
| *1 | Single | 900 | 100 x 300 | 100 | 75 | 325 | - | - |
| *2 | Single | 900 | 200 x 300 | 100 | 75 | 325 | 120 | 60 |
| *3 | Single | 900 | 200 x 400 | 150 | 105 | 425 | 160 | 75 |
| | | | | 2 x 6 rows | 2 x 6 rows | 2 x 6 rows | 4 rows | 3 rows |
| *4 | Double | 900 | 200 x 400 | 130 | 95 | 400 | - | - |

Capacity examples for 500/750/900/1000 mm AV steel browser (see page 170-171)

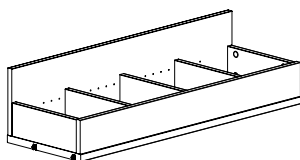
| Module | Depth mm | CD/DVD cases | | Module | Depth mm | CD/DVD cases |
|--------|----------|--------------|--|--------|----------|--------------|
| | | | | | | |
| 500 | 250 | 60 | | 500 | 300 | 72 |
| 750 | 250 | 80 | | 750 | 300 | 96 |
| 900 | 250 | 100 | | 900 | 300 | 120 |
| 1000 | 250 | 120 | | 1000 | 300 | 144 |

FUNCTIONS

WOODEN BROWSER

Wooden picture book browser with 4 adjustable compartments (FSC)

W900 x H220/120 x D300 mm.
Incl. 3 dividers and fittings.



Finish

Item no.

Price
DKK

Painted

BN5107

3.356

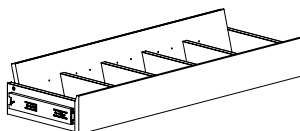
Veneer

BN5102

4.696

Wooden CD/DVD browser with 5 adjustable compartments (FSC)

W900 x H170/130 x D300 mm. Incl. 4 dividers and pull out frame with 100% expansion.



Finish

Item no.

Price
DKK

Painted

B7840045

6.758

Veneer

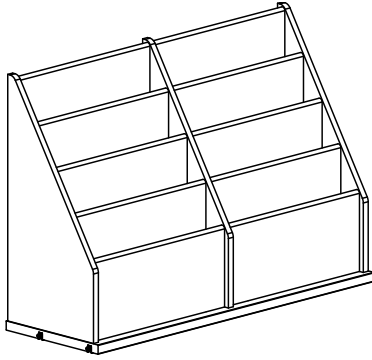
B7840041

9.456

FUNCTIONS

DISPLAY & STORAGE

Wooden newspaper cassette with 8 acrylic compartments (FSC)



| Module mm | Depth mm | Finish | Item no. | Price DKK |
|--------------|-------------|----------|----------|--------------|
| 900 | 300 | Melamine | BN5286 | 7.513 |
| 900 | 300 | Painted | BN5287 | 8.839 |
| 900 | 300 | Veneer | BN5282 | 12.374 |

FUNCTIONS

DISPLAY & STORAGE

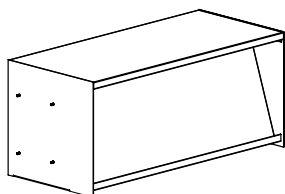
If the steel magazine display is placed at the bottom of the shelving and equipped with either plinth or castors, we recommend ordering a D400 mm shelf as bottom shelf, as the shelf inside the magazine display is only D300 mm.

Steel magazine display - with 1 tip up sloping shelf

Incl. fittings. H400 mm.
For storage of horizontally piled magazines or vertical binders (up to 320 mm in height).

| Module mm | Depth mm |
|--------------|-------------|
| 900 | 300 |
| 900 | 400 |

| Item no. | Price DKK |
|----------|--------------|
| BN5023 | 3.636 |
| BN5024 | 3.636 |

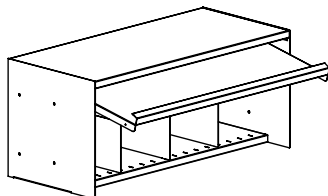


Steel magazine display - with 1 tip up sloping shelf and moveable dividers

Incl. fittings. H400 mm. For separate storage of horizontally piled magazines or vertical binders (up to 320 mm in height). Dividers can be moved 50 mm either way.

| Module mm | Depth mm |
|--------------|-------------|
| 900 | 300 |
| 900 | 400 |

| Item no. | Price DKK |
|----------|--------------|
| BN5043 | 4.270 |
| BN5044 | 4.270 |

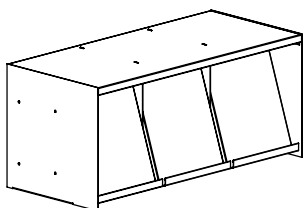


Steel magazine display - with 3 tip up sloping shelves

Incl. fittings. H400 mm. For separate storage of either magazines piled horizontally or vertical binders (up to 320 mm in height).

| Module mm | Depth mm |
|--------------|-------------|
| 900 | 300 |
| 900 | 400 |

| Item no. | Price DKK |
|----------|--------------|
| BN5063 | 4.510 |
| BN5064 | 4.510 |



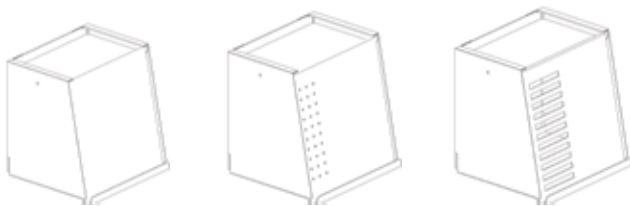
FUNCTIONS

DISPLAY & STORAGE

Steel magazine box - Unibox

H320 x D260 x W320 mm. Box and flap lacquered steel. With transparent antireflex foil. Recommended for use on D250 mm steel shelf with/without backedge and wooden shelf without backedge. Can be used on D300 mm shelves. With space for storage of magazines piled horizontally 140 mm.

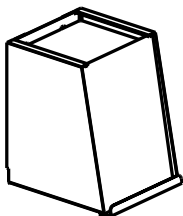
| Design | Back wall | Item no. | Price DKK |
|------------|-----------|------------|-----------|
| Plain | Yes | B405502001 | 1.669 |
| Plain | No | B405502000 | 1.522 |
| With holes | Yes | B405502051 | 1.743 |
| With holes | No | B405502050 | 1.598 |
| With slots | Yes | B405502101 | 1.832 |
| With slots | No | B405502100 | 1.686 |



Steel magazine box

H320 x D260 x W238 mm. Box and flap lacquered steel. Recommended for use on D250 mm steel shelf with/without backedge and wooden shelf without backedge. Can be used on D300 mm shelves. Upright storage of magazines. With space for storage of magazines piled vertically 140 mm.

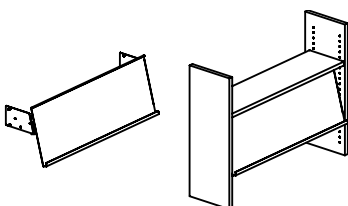
| Item no. | Price DKK |
|----------|-----------|
| B405504 | 1.871 |



Steel magazine flap

H340 mm (without shelf). Lacquered steel. Min. height between shelves must be 327 mm. To be screwed into panels. Effective lever mechanism keeps the open flap up. Easily retrofitted for single- and double-sided shelves. Recommended to use with back panels. With space for storage of magazines piled horizontally 160 mm.

| Module mm | Depth mm | Item no. | Price DKK |
|-----------|----------|----------|-----------|
| 500 | 250 | BN50025 | 1.436 |
| 500 | 300 | BN50035 | 1.473 |
| 500 | 400 | BN50045 | 1.573 |
| 750 | 250 | BN50027 | 1.612 |
| 750 | 300 | BN50037 | 1.643 |
| 750 | 400 | BN50047 | 1.750 |
| 900 | 250 | BN50029 | 1.698 |
| 900 | 300 | BN50039 | 1.729 |
| 900 | 400 | BN50049 | 1.817 |
| 1000 | 250 | BN50021 | 1.784 |
| 1000 | 300 | BN50031 | 1.813 |
| 1000 | 400 | BN50041 | 1.903 |



FUNCTIONS


DISPLAY & STORAGE - FOR SHELVES

Steel magazine display

H300 mm. With slanted back and additional side stop. A double front edge keeps this collector flush with the front edge of the shelf. With slip stop to prevent the display from slipping on steel shelves.

| Size | Width mm |
|--------|-------------|
| DIN A4 | 220 |
| DIN A3 | 440 |

| Item no. | Price DKK |
|----------|--------------|
| B4055064 | 347 |
| B4055063 | 597 |

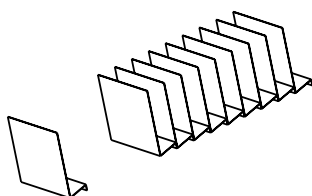


Steel magazine divider

H300 x W95 x D240 mm. Single, slanted element connectable side by side via plug-in connections. For bay W700 mm, use 6 dividers. For bay W900 mm, use 8 dividers. For bay W1000 mm, use 9 dividers.

| Size |
|--------|
| DIN A4 |

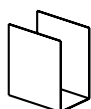
| Item no. | Price DKK |
|----------|--------------|
| B405508 | 303 |



Steel U-storage

H250 x W145 x D220 mm.
Multi-functional storage use.

| Item no. | Price DKK |
|----------|--------------|
| B405510 | 415 |



FUNCTIONS

DISPLAY & STORAGE - FOR SHELVES

Plastic periodical collector

H325 x W80 x D230 mm. Light grey plastic. Multi-functional storage use. With front-edge for easy guidance along shelf.

Item no.

Price
DKK

B4056016

158



Steel slanted CD tray

H120 x W150 x D220 mm. With anti-slipping feet. Rubber mat to be ordered separately.

Approx. capacity

Item no.

Price
DKK

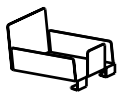
20 CD's
Rubber mat

B405536

549

B405538

71

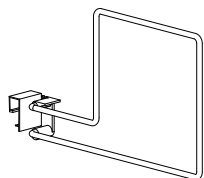


FUNCTIONS

BOOK SUPPORTS

Backedge book support - for S1

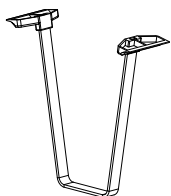
Nickel plated steel, Ø6 mm, with a nylon glider.



| Height mm | Shelf depth mm | Type | Item no. | Price DKK |
|-----------|----------------|---|----------|-----------|
| 163 | 250 | For books on left side of book support | B4011221 | 127 |
| 163 | 300 | For books on left side of book support | B4011222 | 137 |
| 243 | 250/300 | For books on left side of book support | B4011223 | 178 |
| 163 | 250 | For books on right side of book support | B4011224 | 127 |
| 163 | 300 | For books on right side of book support | B4011225 | 137 |

Hanging book support - for S2 and W2/4 with rail

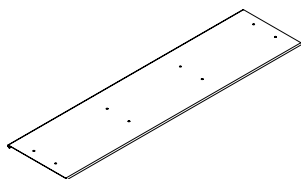
Available in chrome steel or standard steel colours.



| Height mm | Item no. | Price DKK |
|-----------|----------|-----------|
| 200 | B4011242 | 68 |
| 250 | B4011245 | 73 |

Rail for fixing hanging book support under W2 & W4

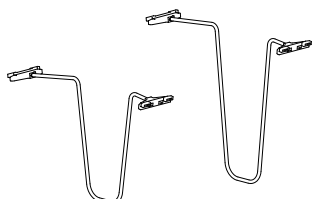
Fix underneath wooden shelf. For book support B40112x. Incl. fittings



| Module | Item no. | Price DKK |
|--------|----------|-----------|
| 750 | B4022007 | 244 |
| 900 | B4022009 | 244 |

Hanging book support - for S3, S4 & ST3

Chromed round steel with unbreakable plastic sliders. Easy adjustable.



| Height mm | Shelf depth mm | Item no. | Price DKK |
|-----------|----------------|-----------|-----------|
| 220 | 250 | B40553032 | 87 |
| 220 | 300 | B40553033 | 92 |
| 280 | 250 | B40553062 | 97 |
| 280 | 300 | B40553063 | 104 |

FUNCTIONS

BOOK SUPPORTS

Divider for hanging book support

H250 x D240 mm. White plastic. For sliding onto hanging book support B405530. The divider rests upon the shelf. Is ideal for loose-leaf material, brochures, music books etc.

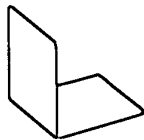
| Item no. | Price DKK |
|-----------|-----------|
| B40553152 | 264 |



Steel angled book support

W150 x H150 x D150 mm.

| Item no. | Price DKK |
|----------|-----------|
| B401120 | 78 |



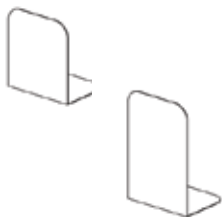
Steel angled book support

W120 x D150 mm.

Height mm

| Item no. | Price DKK |
|----------|-----------|
| B4055321 | 86 |
| B4055324 | 95 |

175
240



Steel angled book support - with shelf attachment

W150 x H200 x D150 mm. Attaches onto front of shelf. With or without letter tag.

Height mm

Books left/right of book support

With/without letter tag

| Item no. | Price DKK |
|-----------|-----------|
| B40553490 | 128 |
| B40553480 | 128 |
| B40553491 | 156 |
| B40553481 | 156 |

200
200

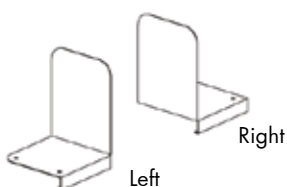
Right
Left

Without
Without

200
200

Right
Left

With
With



FUNCTIONS

SIGNAGE FOR FRONT OF STEEL AND WOODEN SHELVES

Plastic clip-on label holder - for S1/ST1 with 25 mm frontedge

H25 mm. Incl. white label. Can glide along shelf.

Width
mm

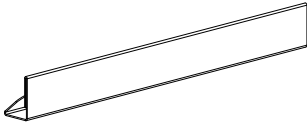
Item no.

Price
DKK

220

B401135

74



Plastic clip-on label holder - for S2/ST2

H25 mm. Incl. white label. Can glide along shelf.

Width
mm

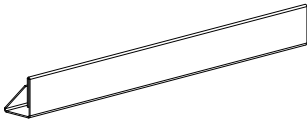
Item no.

Price
DKK

213

E3381

-



Plastic clip-on label holder - for S3/S4/W3/W4/WB3/WB4

H21 mm. Transparent, antireflective plastic. Incl. white label. Clips into groove underneath steel or wooden shelf. Can glide along shelf.

Width-
mm

Item no.

Price
DKK

105

Plastic clip-on label holder

B4017102

37

210

Plastic clip-on label holder

B4017106

41

104

White sheet w. 13 labels (spare part)

B4017111

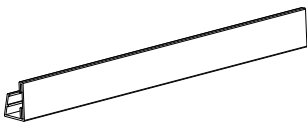
7

209

White sheet w. 13 labels (spare part)

B4017116

7



Plastic clip-on label holder - for ST3 & S4

H50 mm. Transparent, antireflective plastic. Incl. white label. Clips into groove underneath steel or wooden shelf. Can glide along shelf.

Module
mm

Item no.

Price
DKK

500

Plastic clip-on label holder

B40114455

251

750

Plastic clip-on label holder

B40114457

251

900

Plastic clip-on label holder

B40114459

251

1000

Plastic clip-on label holder

B40114451

251

500

Label (spare part)

B40114555

14

750

Label (spare part)

B40114557

14

900

Label (spare part)

B40114559

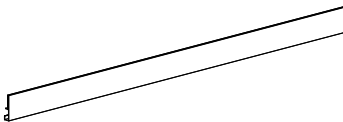
14

1000

Label (spare part)

B40114551

14

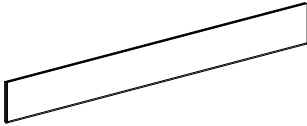


FUNCTIONS

SIGNAGE FOR FRONT OF STEEL AND WOODEN SHELVES

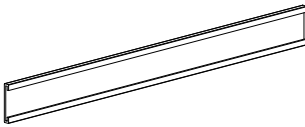
Self-adhesive plastic label holder - for S1/S2/S3/S4/ST1/ST2/ST3

| H20 mm. Transparent, antireflective plastic. Incl. white label. | Width mm | | Item no. | Price DKK |
|---|-------------|--|----------|--------------|
| | 147 | | B4017124 | 11 |
| | 200 | | B4017125 | 16 |



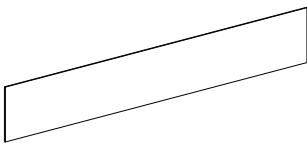
Magnetic plastic label holder - for S1/S2/S3/S4/ST2/ST3

| H20 mm. Transparent, antireflective plastic. Incl. white label. Attach to steel shelves with smooth edge. | Width mm | | Item no. | Price DKK |
|---|-------------|---------------------------------------|----------|--------------|
| | 210 | Self-adhesive plastic label holder | B4017147 | 87 |
| | 209 | White sheet w. 13 labels (spare part) | B4017116 | 7 |



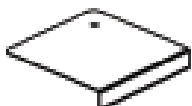
Magnetic shelf label - for ST1 with 47 mm frontedge

| H40 mm. Black. Attach to steel shelves with smooth edge. | Width mm | | Item no. | Price DKK |
|--|-------------|--|-------------|--------------|
| | 300 | | B4000020300 | 85 |



Steel label holder

| H26 x W150 x D150 mm. Steel with transparent, antireflective plastic. Incl. white label. Universal use, simply place on shelf where needed. | | Item no. | Price DKK |
|---|--|----------|--------------|
| | | B401801 | 87 |

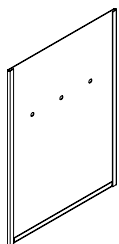


FUNCTIONS


SIGNAGE FOR END PANEL

End panel signage for wooden end panel - flat

Fastened to the end panel with screws. The sign has an acrylic film for insertion of text slide.



| Format | Item no. | Price DKK |
|----------------------------|-----------|--------------|
| A4 vertical/upright format | B40110377 | 276 |
| A3 vertical/upright format | B40110378 | 368 |
| A3 horizontal format | B40110379 | 368 |



CASTORS

CASTOR FRAME & CASTOR PLATE



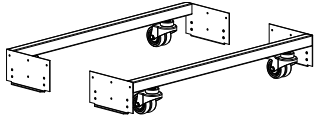
CASTORS

CASTOR FRAME & CASTORS

We recommend having a maximum of 3 adjoining bays mounted on castors.

Castor frame set with visible castors

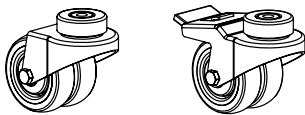
A set of 2 frames and 4 Ø75 mm castors. To be used with double-sided panels WP1, WP2, WP3, WP4 and back panels WPB1/WBP2. Max. height 1520 mm. Order at least one castor frame with brakes.



| Module mm | x castors with brake | Item no. | Price DKK |
|-----------|----------------------|----------|-----------|
| 500 | 0 | BN06050 | 2.186 |
| 500 | 2 | BN06051 | 2.319 |
| 750 | 0 | BN06070 | 2.940 |
| 750 | 2 | BN06071 | 3.072 |
| 900 | 0 | BN06090 | 2.940 |
| 900 | 2 | BN06091 | 3.072 |
| 1000 | 0 | BN06010 | 3.192 |
| 1000 | 2 | BN06011 | 3.324 |

Castors for visible castor frame set

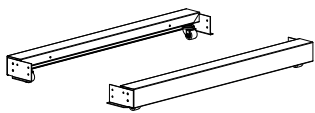
Spare part. H112 mm, Ø75 mm. Max 90 kg. per castor.



| Type | Item no. | Price DKK |
|---------------|----------|-----------|
| Without brake | B7860100 | 588 |
| With brake | B7860101 | 712 |

Castor frame set with hidden castors and steel plinth

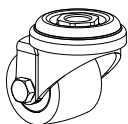
A set of 2 frames, 4 x Ø35 mm castors without brakes and 2 steel plinths. To be used with double-sided panels WP1, WP2, WP3, WP4 and back panels WPB1/WBP2. Max. height 1520 mm.



| Module mm | Item no. | Price DKK |
|-----------|----------|-----------|
| 500 | BN0615 | 3.468 |
| 750 | BN0617 | 3.468 |
| 900 | BN0619 | 3.468 |
| 1000 | BN0611 | 3.724 |

Castors for hidden castor frame set

H50 mm, Ø35 mm. Spare part. Max. 100 kg per castor.



| Type | Item no. | Price DKK |
|---------------|----------|-----------|
| Without brake | B301017 | 432 |

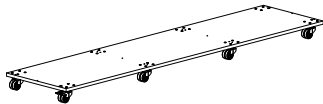
CASTORS

CASTOR PLATES

Painted and veneered castor plates are FSC-certified.

Double-sided wooden castor plate

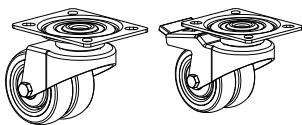
With 4/6/8 Ø75 mm castors, 2 of which are with brakes. To be used with double-sided panels for castor plate WP5/WP6/WP7/WP8 and WPB3/WBP4. Max. height 1520 mm.



| Module mm | Depth mm | No of bays | Item no. | Melamine DKK | Painted DKK | Veneer DKK |
|-----------|----------|------------|-----------|--------------|-------------|------------|
| 500 | 250 | 1 | BN050451. | 1.308 | 1.538 | 2.154 |
| 500 | 250 | 2 | BN050452. | 1.960 | 2.306 | 3.230 |
| 500 | 250 | 3 | BN050453. | 2.941 | 3.459 | 4.841 |
| 500 | 300 | 1 | BN050651. | 1.451 | 1.707 | 2.393 |
| 500 | 300 | 2 | BN050652. | 2.178 | 2.563 | 3.588 |
| 500 | 300 | 3 | BN050653. | 3.268 | 3.844 | 5.381 |
| 500 | 400 | 1 | BN050851. | 1.598 | 1.880 | 2.630 |
| 500 | 400 | 2 | BN050852. | 2.396 | 2.819 | 3.946 |
| 500 | 400 | 3 | BN050853. | 3.595 | 4.228 | 5.920 |
| 750 | 250 | 1 | BN050471. | 1.960 | 2.306 | 3.230 |
| 750 | 250 | 2 | BN050472. | 2.941 | 3.459 | 4.841 |
| 750 | 250 | 3 | BN050473. | 4.411 | 5.189 | 7.262 |
| 750 | 300 | 1 | BN050671. | 2.178 | 2.563 | 3.588 |
| 750 | 300 | 2 | BN050672. | 3.268 | 3.844 | 5.381 |
| 750 | 300 | 3 | BN050673. | 4.902 | 5.766 | 8.073 |
| 750 | 400 | 1 | BN050871. | 2.396 | 2.819 | 3.946 |
| 750 | 400 | 2 | BN050872. | 3.595 | 4.228 | 5.920 |
| 750 | 400 | 3 | BN050873. | 5.390 | 6.343 | 8.879 |
| 900 | 250 | 1 | BN050491. | 2.353 | 2.769 | 3.875 |
| 900 | 250 | 2 | BN050492. | 3.529 | 4.151 | 5.812 |
| 900 | 300 | 1 | BN050691. | 2.614 | 3.075 | 4.304 |
| 900 | 300 | 2 | BN050692. | 3.921 | 4.613 | 6.458 |
| 900 | 400 | 1 | BN050891. | 2.874 | 3.381 | 4.737 |
| 900 | 400 | 2 | BN050892. | 4.313 | 5.074 | 7.103 |
| 1000 | 250 | 1 | BN050411. | 2.614 | 3.075 | 4.304 |
| 1000 | 250 | 2 | BN050412. | 3.921 | 4.613 | 6.458 |
| 1000 | 300 | 1 | BN050611. | 2.905 | 3.417 | 4.781 |
| 1000 | 300 | 2 | BN050612. | 4.355 | 5.125 | 7.175 |
| 1000 | 400 | 1 | BN050811. | 3.193 | 3.757 | 5.261 |
| 1000 | 400 | 2 | BN050812. | 4.792 | 5.638 | 7.891 |

Castors for castor plate

Spare part. H102 mm, Ø75 mm. Max 100 kg. per castor.



| Type | Item no. | Price DKK |
|---------------|------------|-----------|
| Without brake | B400001025 | 326 |
| With brake | B400001125 | 397 |

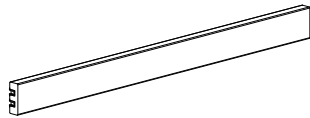
PLINTHS

WOODEN & STEEL PLINTHS

Painted and veneered plinths are FSC-certified.

Wooden plinth

Incl. snapfix. H71 mm. Cannot be used with castors.



Module
mm

500

750

900

1000

Item no.

BN0255.

BN0257.

BN0259.

BN0251.

Melamine
DKK

272

342

342

405

Painted
DKK

320

404

404

476

Veneer
DKK

449

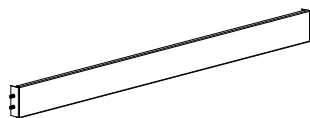
567

567

665

Steel plinth

Incl. screws. H71 mm. Cannot be used with castors.



Module
mm

500

750

900

1000

Item no.

BN0275

BN0277

BN0279

BN0271

Steel
DKK

223

283

283


334

WOODEN PANELS

SINGLE-SIDED - WITH ADJUSTABLE FEET - FOR STEEL AND WOODEN TOP SHELF

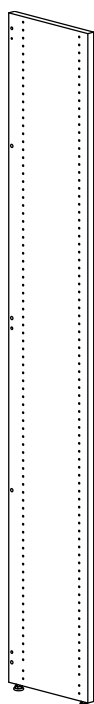
Painted and veneered panels are FSC-certified.

WP1 - single-sided, left end panel with adjustable feet - for ST1/ST2/ST3 and WT1



| Height mm | Shelf depth mm | Item no. | Melamine DKK | Painted DKK | Veneer DKK |
|--------------|-------------------|------------|-----------------|----------------|---------------|
| 720 | 250 | BN0014232. | 622 | 733 | 1.027 |
| 720 | 300 | BN0014252. | 713 | 838 | 1.175 |
| 720 | 400 | BN0014272. | 966 | 1.137 | 1.592 |
| 920 | 250 | BN0014332. | 797 | 938 | 1.311 |
| 920 | 300 | BN0014352. | 912 | 1.072 | 1.503 |
| 920 | 400 | BN0014372. | 1.235 | 1.452 | 2.034 |
| 1220 | 250 | BN0014432. | 1.055 | 1.240 | 1.738 |
| 1220 | 300 | BN0014452. | 1.101 | 1.295 | 1.812 |
| 1220 | 400 | BN0014472. | 1.597 | 1.879 | 2.630 |
| 1520 | 250 | BN0014532. | 1.199 | 1.411 | 1.975 |
| 1520 | 300 | BN0014552. | 1.244 | 1.465 | 2.048 |
| 1520 | 400 | BN0014572. | 1.841 | 2.166 | 3.030 |
| 1820 | 250 | BN0014632. | 1.406 | 1.654 | 2.316 |
| 1820 | 300 | BN0014652. | 1.439 | 1.693 | 2.368 |
| 1820 | 400 | BN0014672. | 2.106 | 2.478 | 3.471 |
| 2120 | 250 | BN0014732. | 1.567 | 1.844 | 2.582 |
| 2120 | 300 | BN0014752. | 1.597 | 1.879 | 2.630 |
| 2120 | 400 | BN0014772. | 2.311 | 2.719 | 3.805 |

WP1 - single-sided, intermediate panel with adjustable feet - for ST1/ST2/ST3 and WT1



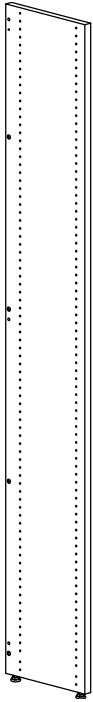
| Height mm | Shelf depth mm | Item no. | Melamine DKK | Painted DKK | Veneer DKK |
|--------------|-------------------|------------|-----------------|----------------|---------------|
| 720 | 250 | BN0014234. | 622 | 733 | 1.027 |
| 720 | 300 | BN0014254. | 713 | 838 | 1.175 |
| 720 | 400 | BN0014274. | 966 | 1.137 | 1.592 |
| 920 | 250 | BN0014334. | 797 | 938 | 1.311 |
| 920 | 300 | BN0014354. | 912 | 1.072 | 1.503 |
| 920 | 400 | BN0014374. | 1.235 | 1.452 | 2.034 |
| 1220 | 250 | BN0014434. | 1.055 | 1.240 | 1.738 |
| 1220 | 300 | BN0014454. | 1.101 | 1.295 | 1.812 |
| 1220 | 400 | BN0014474. | 1.597 | 1.879 | 2.630 |
| 1520 | 250 | BN0014534. | 1.199 | 1.411 | 1.975 |
| 1520 | 300 | BN0014554. | 1.244 | 1.465 | 2.048 |
| 1520 | 400 | BN0014574. | 1.841 | 2.166 | 3.030 |
| 1820 | 250 | BN0014634. | 1.406 | 1.654 | 2.316 |
| 1820 | 300 | BN0014654. | 1.439 | 1.693 | 2.368 |
| 1820 | 400 | BN0014674. | 2.106 | 2.478 | 3.471 |
| 2120 | 250 | BN0014734. | 1.567 | 1.844 | 2.582 |
| 2120 | 300 | BN0014754. | 1.597 | 1.879 | 2.630 |
| 2120 | 400 | BN0014774. | 2.311 | 2.719 | 3.805 |

WOODEN PANELS

SINGLE-SIDED - WITH ADJUSTABLE FEET - FOR STEEL AND WOODEN TOP SHELF

Painted and veneered panels are FSC-certified.

WP1 - single-sided right end panel with adjustable feet - for ST1/ST2/ST3 and WT1




| Height mm | Shelf depth mm | Item no. | Melamine DKK | Painted DKK | Veneer DKK |
|--------------|-------------------|------------|-----------------|----------------|---------------|
| 720 | 250 | BN0014233. | 622 | 733 | 1.027 |
| 720 | 300 | BN0014253. | 713 | 838 | 1.175 |
| 720 | 400 | BN0014273. | 966 | 1.137 | 1.592 |
| 920 | 250 | BN0014333. | 797 | 938 | 1.311 |
| 920 | 300 | BN0014353. | 912 | 1.072 | 1.503 |
| 920 | 400 | BN0014373. | 1.235 | 1.452 | 2.034 |
| 1220 | 250 | BN0014433. | 1.055 | 1.240 | 1.738 |
| 1220 | 300 | BN0014453. | 1.101 | 1.295 | 1.812 |
| 1220 | 400 | BN0014473. | 1.597 | 1.879 | 2.630 |
| 1520 | 250 | BN0014533. | 1.199 | 1.411 | 1.975 |
| 1520 | 300 | BN0014553. | 1.244 | 1.465 | 2.048 |
| 1520 | 400 | BN0014573. | 1.841 | 2.166 | 3.030 |
| 1820 | 250 | BN0014633. | 1.406 | 1.654 | 2.316 |
| 1820 | 300 | BN0014653. | 1.439 | 1.693 | 2.368 |
| 1820 | 400 | BN0014673. | 2.106 | 2.478 | 3.471 |
| 2120 | 250 | BN0014733. | 1.567 | 1.844 | 2.582 |
| 2120 | 300 | BN0014753. | 1.597 | 1.879 | 2.630 |
| 2120 | 400 | BN0014773. | 2.311 | 2.719 | 3.805 |

WOODEN PANELS

DOUBLE-SIDED - WITH ADJUSTABLE FEET - FOR STEEL AND WOODEN TOP SHELF

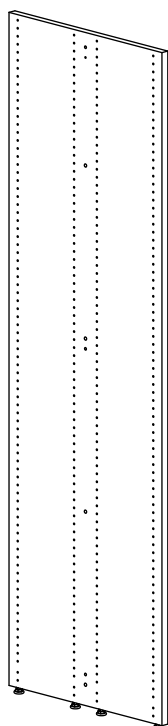
Painted and veneered panels are FSC-certified.

WP1 - double-sided outer end panel with adjustable feet - for ST1/ST2/ST3 and WT1



| Height mm | Shelf depth mm | Item no. | Melamine DKK | Painted DKK | Veneer DKK |
|--------------|-------------------|------------|-----------------|----------------|---------------|
| 720 | 250 | BN0014245. | 910 | 1.070 | 1.498 |
| 720 | 300 | BN0014265. | 1.194 | 1.404 | 2.057 |
| 720 | 400 | BN0014285. | 1.735 | 2.041 | 2.858 |
| 920 | 250 | BN0014345. | 1.162 | 1.367 | 1.914 |
| 920 | 300 | BN0014365. | 1.526 | 1.796 | 2.515 |
| 920 | 400 | BN0014385. | 2.217 | 2.607 | 3.650 |
| 1220 | 250 | BN0014445. | 1.533 | 1.804 | 2.527 |
| 1220 | 300 | BN0014465. | 1.983 | 2.333 | 3.268 |
| 1220 | 400 | BN0014485. | 2.882 | 3.391 | 4.749 |
| 1520 | 250 | BN0014545. | 1.712 | 2.014 | 2.818 |
| 1520 | 300 | BN0014565. | 2.089 | 2.458 | 3.443 |
| 1520 | 400 | BN0014585. | 3.034 | 3.570 | 4.998 |
| 1820 | 250 | BN0014645. | 2.019 | 2.376 | 3.329 |
| 1820 | 300 | BN0014665. | 2.468 | 2.905 | 4.066 |
| 1820 | 400 | BN0014685. | 3.590 | 4.224 | 5.916 |
| 2120 | 250 | BN0014745. | 2.281 | 2.683 | 3.758 |
| 2120 | 300 | BN0014765. | 2.834 | 3.335 | 4.669 |
| 2120 | 400 | BN0014785. | 4.125 | 4.851 | 6.793 |

WP1 - double-sided intermediate panel with adjustable feet - for ST1/ST2/ST3 and WT1



| Height mm | Shelf depth mm | Item no. | Melamine DKK | Painted DKK | Veneer DKK |
|--------------|-------------------|------------|-----------------|----------------|---------------|
| 720 | 250 | BN0014244. | 910 | 1.070 | 1.498 |
| 720 | 300 | BN0014264. | 1.194 | 1.404 | 1.967 |
| 720 | 400 | BN0014284. | 1.735 | 2.041 | 2.858 |
| 920 | 250 | BN0014344. | 1.162 | 1.367 | 1.914 |
| 920 | 300 | BN0014364. | 1.526 | 1.796 | 2.515 |
| 920 | 400 | BN0014384. | 2.217 | 2.607 | 3.650 |
| 1220 | 250 | BN0014444. | 1.533 | 1.804 | 2.527 |
| 1220 | 300 | BN0014464. | 1.983 | 2.333 | 3.268 |
| 1220 | 400 | BN0014484. | 2.882 | 3.391 | 4.749 |
| 1520 | 250 | BN0014544. | 1.712 | 2.014 | 2.818 |
| 1520 | 300 | BN0014564. | 2.089 | 2.458 | 3.443 |
| 1520 | 400 | BN0014584. | 3.034 | 3.570 | 4.998 |
| 1820 | 250 | BN0014644. | 2.019 | 2.376 | 3.329 |
| 1820 | 300 | BN0014664. | 2.468 | 2.905 | 4.066 |
| 1820 | 400 | BN0014684. | 3.590 | 4.224 | 5.916 |
| 2120 | 250 | BN0014744. | 2.281 | 2.683 | 3.758 |
| 2120 | 300 | BN0014764. | 2.834 | 3.335 | 4.669 |
| 2120 | 400 | BN0014784. | 4.125 | 4.851 | 6.793 |

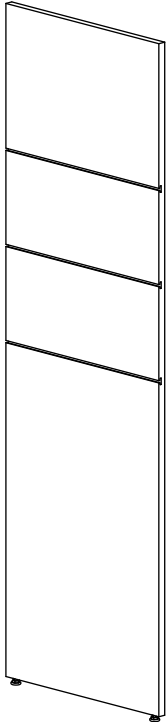
WOODEN PANELS

DOUBLE-SIDED - WITH ADJUSTABLE FEET - FOR STEEL AND WOODEN TOP SHELF

Painted and veneered panels are FSC-certified.

WP2 - double-sided slat outer end panel with milled slat - with adjustable feet - for ST1/ST2/ST3 and WT1

H1520 has 2 slats, H1820 and 2120 has 3 slats.




| Height mm | Shelf depth mm | Item no. | Melamine DKK | Painted DKK | Veneer DKK |
|--------------|-------------------|------------|-----------------|----------------|---------------|
| 1520 | 250 | BN0455451. | | 3.235 | 4.529 |
| 1520 | 300 | BN0455651. | | 3.682 | 5.153 |
| 1520 | 400 | BN0455851. | | 4.234 | 5.925 |
| 1820 | 250 | BN0456451. | | 3.652 | 5.114 |
| 1820 | 300 | BN0456651. | | 4.206 | 5.889 |
| 1820 | 400 | BN0456851. | | 4.836 | 6.771 |
| 2120 | 250 | BN0457451. | | 4.218 | 5.907 |
| 2120 | 300 | BN0457651. | | 4.832 | 6.764 |
| 2120 | 400 | BN0457851. | | 5.556 | 7.779 |

WOODEN PANELS

SINGLE-SIDED - WITH ADJUSTABLE FEET - WITH OVERLAYING TOP PLATE

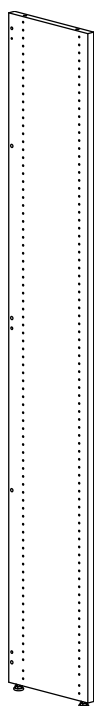
Painted and veneered panels are FSC-certified.

WP3 - single-sided left end panel with adjustable feet - for WO1



| Height mm | Shelf depth mm | Item no. | Melamine DKK | Painted DKK | Veneer DKK |
|--------------|-------------------|------------|-----------------|----------------|---------------|
| 720 | 250 | BN0014236. | 622 | 733 | 1.027 |
| 720 | 300 | BN0014256. | 713 | 838 | 1.175 |
| 720 | 400 | BN0014276. | 966 | 1.137 | 1.592 |
| 920 | 250 | BN0014336. | 797 | 938 | 1.311 |
| 920 | 300 | BN0014356. | 912 | 1.072 | 1.503 |
| 920 | 400 | BN0014376. | 1.235 | 1.452 | 2.034 |
| 1220 | 250 | BN0014436. | 1.055 | 1.240 | 1.738 |
| 1220 | 300 | BN0014456. | 1.101 | 1.295 | 1.812 |
| 1220 | 400 | BN0014476. | 1.597 | 1.879 | 2.630 |
| 1520 | 250 | BN0014536. | 1.199 | 1.411 | 1.975 |
| 1520 | 300 | BN0014556. | 1.244 | 1.465 | 2.048 |
| 1520 | 400 | BN0014576. | 1.841 | 2.166 | 3.030 |
| 1820 | 250 | BN0014636. | 1.406 | 1.654 | 2.316 |
| 1820 | 300 | BN0014656. | 1.439 | 1.693 | 2.368 |
| 1820 | 400 | BN0014676. | 2.106 | 2.478 | 3.471 |
| 2120 | 250 | BN0014736. | 1.567 | 1.844 | 2.582 |
| 2120 | 300 | BN0014756. | 1.597 | 1.879 | 2.630 |
| 2120 | 400 | BN0014776. | 2.311 | 2.719 | 3.805 |

WP3 - single-sided intermediate panel with adjustable feet - for WO1



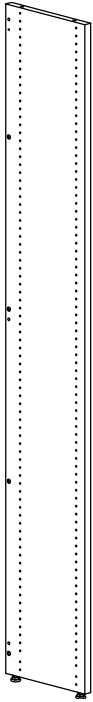
| Height mm | Shelf depth mm | Item no. | Melamine DKK | Painted DKK | Veneer DKK |
|--------------|-------------------|------------|-----------------|----------------|---------------|
| 720 | 250 | BN0014238. | 622 | 733 | 1.027 |
| 720 | 300 | BN0014258. | 713 | 838 | 1.175 |
| 720 | 400 | BN0014278. | 966 | 1.137 | 1.592 |
| 920 | 250 | BN0014338. | 797 | 938 | 1.311 |
| 920 | 300 | BN0014358. | 912 | 1.072 | 1.503 |
| 920 | 400 | BN0014378. | 1.235 | 1.452 | 2.034 |
| 1220 | 250 | BN0014438. | 1.055 | 1.240 | 1.738 |
| 1220 | 300 | BN0014458. | 1.101 | 1.295 | 1.812 |
| 1220 | 400 | BN0014478. | 1.597 | 1.879 | 2.630 |
| 1520 | 250 | BN0014538. | 1.199 | 1.411 | 1.975 |
| 1520 | 300 | BN0014558. | 1.244 | 1.465 | 2.048 |
| 1520 | 400 | BN0014578. | 1.841 | 2.166 | 3.030 |
| 1820 | 250 | BN0014638. | 1.406 | 1.654 | 2.316 |
| 1820 | 300 | BN0014658. | 1.439 | 1.693 | 2.368 |
| 1820 | 400 | BN0014678. | 2.106 | 2.478 | 3.471 |
| 2120 | 250 | BN0014738. | 1.567 | 1.844 | 2.582 |
| 2120 | 300 | BN0014758. | 1.597 | 1.879 | 2.630 |
| 2120 | 400 | BN0014778. | 2.311 | 2.719 | 3.805 |

WOODEN PANELS

SINGLE-SIDED - WITH ADJUSTABLE FEET - WITH OVERLAYING TOP PLATE

Painted and veneered panels are FSC-certified.

WP3 - single-sided right end panel with adjustable feet - for WO1




| Height mm | Shelf depth mm | Item no. | Melamine DKK | Painted DKK | Veneer DKK |
|--------------|-------------------|------------|-----------------|----------------|---------------|
| 720 | 250 | BN0014237. | 622 | 733 | 1.027 |
| 720 | 300 | BN0014257. | 713 | 838 | 1.175 |
| 720 | 400 | BN0014277. | 966 | 1.137 | 1.592 |
| 920 | 250 | BN0014337. | 797 | 938 | 1.311 |
| 920 | 300 | BN0014357. | 912 | 1.072 | 1.503 |
| 920 | 400 | BN0014377. | 1.235 | 1.452 | 2.034 |
| 1220 | 250 | BN0014437. | 1.055 | 1.240 | 1.738 |
| 1220 | 300 | BN0014457. | 1.101 | 1.295 | 1.812 |
| 1220 | 400 | BN0014477. | 1.597 | 1.879 | 2.630 |
| 1520 | 250 | BN0014537. | 1.199 | 1.411 | 1.975 |
| 1520 | 300 | BN0014557. | 1.244 | 1.465 | 2.048 |
| 1520 | 400 | BN0014577. | 1.841 | 2.166 | 3.030 |
| 1820 | 250 | BN0014637. | 1.406 | 1.654 | 2.316 |
| 1820 | 300 | BN0014657. | 1.439 | 1.693 | 2.368 |
| 1820 | 400 | BN0014677. | 2.106 | 2.478 | 3.471 |
| 2120 | 250 | BN0014737. | 1.567 | 1.844 | 2.582 |
| 2120 | 300 | BN0014757. | 1.597 | 1.879 | 2.630 |
| 2120 | 400 | BN0014777. | 2.311 | 2.719 | 3.805 |

WOODEN PANELS

DOUBLE-SIDED - WITH ADJUSTABLE FEET & OVERLAYING TOP PLATE

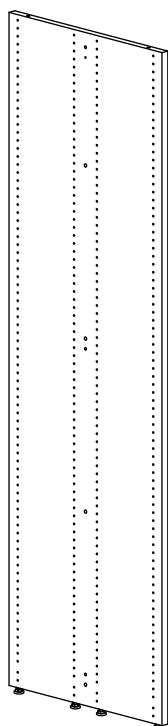
Painted and veneered panels are FSC-certified.

WP3 - double-sided outer end panel with adjustable feet - for WO1



| Height mm | Shelf depth mm | Item no. | Melamine DKK | Painted DKK | Veneer DKK |
|--------------|-------------------|------------|-----------------|----------------|---------------|
| 720 | 250 | BN0014249. | 910 | 1.070 | 1.498 |
| 720 | 300 | BN0014269. | 1.194 | 1.404 | 1.967 |
| 720 | 400 | BN0014289. | 1.735 | 2.041 | 2.858 |
| 920 | 250 | BN0014349. | 1.162 | 1.367 | 1.914 |
| 920 | 300 | BN0014369. | 1.526 | 1.796 | 2.515 |
| 920 | 400 | BN0014389. | 2.217 | 2.607 | 3.650 |
| 1220 | 250 | BN0014449. | 1.533 | 1.804 | 2.527 |
| 1220 | 300 | BN0014469. | 1.983 | 2.333 | 3.268 |
| 1220 | 400 | BN0014489. | 2.882 | 3.391 | 4.749 |
| 1520 | 250 | BN0014549. | 1.712 | 2.014 | 2.818 |
| 1520 | 300 | BN0014569. | 2.089 | 2.458 | 3.443 |
| 1520 | 400 | BN0014589. | 3.034 | 3.570 | 4.998 |
| 1820 | 250 | BN0014649. | 2.019 | 2.376 | 3.329 |
| 1820 | 300 | BN0014669. | 2.468 | 2.905 | 4.066 |
| 1820 | 400 | BN0014689. | 3.590 | 4.224 | 5.916 |
| 2120 | 250 | BN0014749. | 2.281 | 2.683 | 3.758 |
| 2120 | 300 | BN0014769. | 2.834 | 3.335 | 4.669 |
| 2120 | 400 | BN0014789. | 4.125 | 4.851 | 6.793 |

WP3 - double-sided intermediate panel with adjustable feet - for WO1



| Height mm | Shelf depth mm | Item no. | Melamine DKK | Painted DKK | Veneer DKK |
|--------------|-------------------|------------|-----------------|----------------|---------------|
| 720 | 250 | BN0014248. | 910 | 1.070 | 1.498 |
| 720 | 300 | BN0014268. | 1.194 | 1.404 | 1.967 |
| 720 | 400 | BN0014288. | 1.735 | 2.041 | 2.858 |
| 920 | 250 | BN0014348. | 1.162 | 1.367 | 1.914 |
| 920 | 300 | BN0014368. | 1.526 | 1.796 | 2.515 |
| 920 | 400 | BN0014388. | 2.217 | 2.607 | 3.650 |
| 1220 | 250 | BN0014448. | 1.533 | 1.804 | 2.527 |
| 1220 | 300 | BN0014468. | 1.983 | 2.333 | 3.268 |
| 1220 | 400 | BN0014488. | 2.882 | 3.391 | 4.749 |
| 1520 | 250 | BN0014548. | 1.712 | 2.014 | 2.818 |
| 1520 | 300 | BN0014568. | 2.089 | 2.458 | 3.443 |
| 1520 | 400 | BN0014588. | 3.034 | 3.570 | 4.998 |
| 1820 | 250 | BN0014648. | 2.019 | 2.376 | 3.329 |
| 1820 | 300 | BN0014668. | 2.468 | 2.905 | 4.066 |
| 1820 | 400 | BN0014688. | 3.590 | 4.224 | 5.916 |
| 2120 | 250 | BN0014748. | 2.281 | 2.683 | 3.758 |
| 2120 | 300 | BN0014768. | 2.834 | 3.335 | 4.669 |
| 2120 | 400 | BN0014788. | 4.125 | 4.851 | 6.793 |

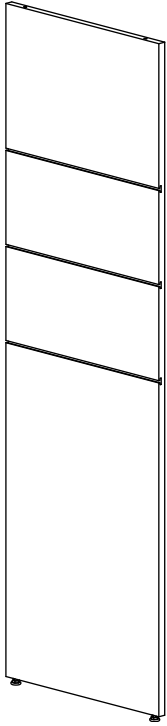
WOODEN PANELS

DOUBLE-SIDED - WITH ADJUSTABLE FEET & OVERLAYING TOP PLATE

Painted and veneered panels are FSC-certified.

WP4 - double-sided slat outer end panel with milled slat and adjustable feet - for WO1

H1520 has 2 slats, H1820 and 2120 has 3 slats.




| Height mm | Shelf depth mm | Item no. | Melamine DKK | Painted DKK | Veneer DKK |
|--------------|-------------------|------------|-----------------|----------------|---------------|
| 1520 | 250 | BN0455491. | | 3.235 | 4.529 |
| 1520 | 300 | BN0455691. | | 3.682 | 5.153 |
| 1520 | 400 | BN0455891. | | 4.234 | 5.925 |
| 1820 | 250 | BN0456491. | | 3.652 | 5.114 |
| 1820 | 300 | BN0456691. | | 4.206 | 5.889 |
| 1820 | 400 | BN0456891. | | 4.836 | 6.771 |
| 2120 | 250 | BN0457491. | | 4.218 | 5.907 |
| 2120 | 300 | BN0457691. | | 4.832 | 6.764 |
| 2120 | 400 | BN0457891. | | 5.556 | 7.779 |

WOODEN PANELS

DOUBLE-SIDED - FOR CASTOR PLATE & TOP SHELF

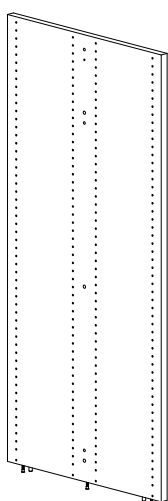
Painted and veneered panels are FSC-certified.

WP5 - double-sided outer end panel for castor plate - for ST1/ST2/ST3 and WT1



| Height mm | Shelf depth mm | Item no. | Melamine DKK | Painted DKK | Veneer DKK |
|--------------|-------------------|------------|-----------------|----------------|---------------|
| 720 | 250 | BN0015245. | 910 | 1.070 | 1.498 |
| 720 | 300 | BN0015265. | 1.194 | 1.404 | 1.967 |
| 720 | 400 | BN0015285. | 1.735 | 2.041 | 2.858 |
| 920 | 250 | BN0015345. | 1.162 | 1.367 | 1.914 |
| 920 | 300 | BN0015365. | 1.526 | 1.796 | 2.515 |
| 920 | 400 | BN0015385. | 2.217 | 2.607 | 3.650 |
| 1220 | 250 | BN0015445. | 1.533 | 1.804 | 2.527 |
| 1220 | 300 | BN0015465. | 1.983 | 2.333 | 3.268 |
| 1220 | 400 | BN0015485. | 2.882 | 3.391 | 4.749 |
| 1520 | 250 | BN0015545. | 1.712 | 2.014 | 2.818 |
| 1520 | 300 | BN0015565. | 2.089 | 2.458 | 3.443 |
| 1520 | 400 | BN0015585. | 3.034 | 3.570 | 4.998 |

WP5 - double-sided intermediate panel for castor plate - for ST1/ST2/ST3 and WT1



| Height mm | Shelf depth mm | Item no. | Melamine DKK | Painted DKK | Veneer DKK |
|--------------|-------------------|------------|-----------------|----------------|---------------|
| 720 | 250 | BN0015244. | 910 | 1.070 | 1.498 |
| 720 | 300 | BN0015264. | 1.194 | 1.404 | 1.967 |
| 720 | 400 | BN0015284. | 1.735 | 2.041 | 2.858 |
| 920 | 250 | BN0015344. | 1.162 | 1.367 | 1.914 |
| 920 | 300 | BN0015364. | 1.526 | 1.796 | 2.515 |
| 920 | 400 | BN0015384. | 2.217 | 2.607 | 3.650 |
| 1220 | 250 | BN0015444. | 1.533 | 1.804 | 2.527 |
| 1220 | 300 | BN0015464. | 1.983 | 2.333 | 3.268 |
| 1220 | 400 | BN0015484. | 2.882 | 3.391 | 4.749 |
| 1520 | 250 | BN0015544. | 1.712 | 2.014 | 2.818 |
| 1520 | 300 | BN0015564. | 2.089 | 2.458 | 3.443 |
| 1520 | 400 | BN0015584. | 3.034 | 3.570 | 4.998 |

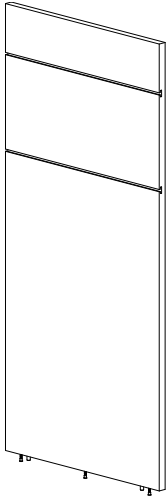
WOODEN PANELS

DOUBLE-SIDED - FOR CASTOR PLATE & TOP SHELF

Painted and veneered panels are FSC-certified.

WP6 - double-sided slat outer end panel with milled slats - for castor plate - for ST1/ST2/ST3 and WT1

H1520 has 2 slats.




| Height mm | Shelf depth mm | Item no. | Melamine DKK | Painted DKK | Veneer DKK |
|--------------|-------------------|------------|-----------------|----------------|---------------|
| 1520 | 250 | BN0465451. | | 3.235 | 4.529 |
| 1520 | 300 | BN0465651. | | 3.682 | 5.153 |
| 1520 | 400 | BN0465851. | | 4.234 | 5.925 |

WOODEN PANELS

DOUBLE-SIDED - FOR CASTOR PLATE & OVERLAYING TOP PLATE

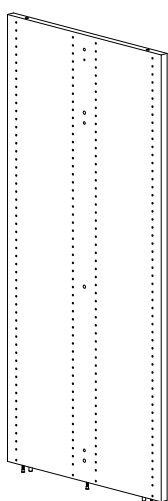
Painted and veneered panels are FSC-certified.

WP7 - double-sided outer end panel for castor plate - for WO1



| Height mm | Shelf depth mm | Item no. | Melamine DKK | Painted DKK | Veneer DKK |
|--------------|-------------------|------------|-----------------|----------------|---------------|
| 720 | 250 | BN0015249. | 910 | 1.070 | 1.498 |
| 720 | 300 | BN0015269. | 1.194 | 1.404 | 1.967 |
| 720 | 400 | BN0015289. | 1.735 | 2.041 | 2.858 |
| 920 | 250 | BN0015349. | 1.162 | 1.367 | 1.914 |
| 920 | 300 | BN0015369. | 1.526 | 1.796 | 2.515 |
| 920 | 400 | BN0015389. | 2.217 | 2.607 | 3.650 |
| 1220 | 250 | BN0015449. | 1.533 | 1.804 | 2.527 |
| 1220 | 300 | BN0015469. | 1.983 | 2.333 | 3.268 |
| 1220 | 400 | BN0015489. | 2.882 | 3.391 | 4.749 |
| 1520 | 250 | BN0015549. | 1.712 | 2.014 | 2.818 |
| 1520 | 300 | BN0015569. | 2.089 | 2.458 | 3.443 |
| 1520 | 400 | BN0015589. | 3.034 | 3.570 | 4.998 |

WP7 - double-sided intermediate panel for castor plate - for WO1



| Height mm | Shelf depth mm | Item no. | Melamine DKK | Painted DKK | Veneer DKK |
|--------------|-------------------|------------|-----------------|----------------|---------------|
| 720 | 250 | BN0015248. | 910 | 1.070 | 1.498 |
| 720 | 300 | BN0015268. | 1.194 | 1.404 | 1.967 |
| 720 | 400 | BN0015288. | 1.735 | 2.041 | 2.858 |
| 920 | 250 | BN0015348. | 1.162 | 1.367 | 1.914 |
| 920 | 300 | BN0015368. | 1.526 | 1.796 | 2.515 |
| 920 | 400 | BN0015388. | 2.217 | 2.607 | 3.650 |
| 1220 | 250 | BN0015448. | 1.533 | 1.804 | 2.527 |
| 1220 | 300 | BN0015468. | 1.983 | 2.333 | 3.268 |
| 1220 | 400 | BN0015488. | 2.882 | 3.391 | 4.749 |
| 1520 | 250 | BN0015548. | 1.712 | 2.014 | 2.818 |
| 1520 | 300 | BN0015568. | 2.089 | 2.458 | 3.443 |
| 1520 | 400 | BN0015588. | 3.034 | 3.570 | 4.998 |

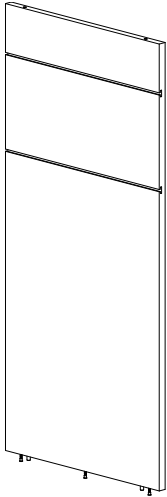
WOODEN PANELS

DOUBLE-SIDED - FOR CASTOR PLATE & OVERLAYING TOP PLATE

Painted and veneered panels are FSC-certified.

WP8 - double-sided slat outer end panel with milled slat - for castor plate - for WO1

H1520 has 2 slats.



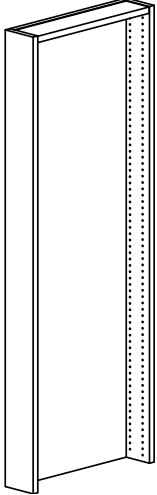
| Height mm | Shelf depth mm | Item no. | Melamine DKK | Painted DKK | Veneer DKK |
|--------------|-------------------|------------|-----------------|----------------|---------------|
| 1520 | 250 | BN0465491. | | 3.235 | 4.529 |
| 1520 | 300 | BN0465691. | | 3.682 | 5.153 |
| 1520 | 400 | BN0465891. | | 4.234 | 5.925 |

WOODEN PANELS

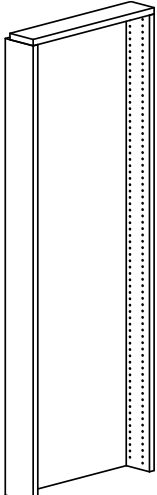
WOODEN END PANEL BAYS

Use the panel to create a display area on Lingo shelving system. The end panel bay is easily retrofitted on existing double-sided shelving systems with adjustable feet/castor frame (replace existing end panel with end panel bay).
Painted and veneered panels are FSC-certified.

Wooden end panel bay - for bays with top shelf

| Fastening material included. | Height mm | Shelf depth mm | Width mm | Item no. | Melamine DKK | Painted DKK | Veneer DKK |
|---|--------------|-------------------|-------------|-----------|-----------------|----------------|---------------|
|  | 720 | 250 | 498 | BN5402A1. | 5.154 | 6.063 | 8.489 |
| | 720 | 300 | 598 | BN5402B1. | 5.411 | 6.366 | 8.913 |
| | 720 | 400 | 798 | BN5402C1. | 5.927 | 6.973 | 9.762 |
| | 920 | 250 | 498 | BN5403A1. | 6.185 | 7.275 | 10.186 |
| | 920 | 300 | 598 | BN5403B1. | 6.493 | 7.639 | 10.696 |
| | 920 | 400 | 798 | BN5403C1. | 7.112 | 8.367 | 11.714 |
| | 1220 | 250 | 498 | BN5404A1. | 7.421 | 8.731 | 12.224 |
| | 1220 | 300 | 598 | BN5404B1. | 7.792 | 9.168 | 12.834 |
| | 1220 | 400 | 798 | BN5404C1. | 8.534 | 10.041 | 14.056 |
| | 1520 | 250 | 498 | BN5405A1. | 8.534 | 10.041 | 14.056 |
| | 1520 | 300 | 598 | BN5405B1. | 8.962 | 10.543 | 14.760 |
| | 1520 | 400 | 798 | BN5405C1. | 9.814 | 11.547 | 16.166 |
| | 1820 | 250 | 498 | BN5406A1. | 9.814 | 11.547 | 16.166 |
| | 1820 | 300 | 598 | BN5406B1. | 10.305 | 12.124 | 16.973 |
| | 1820 | 400 | 798 | BN5406C1. | 11.287 | 13.279 | 18.590 |
| | 2120 | 250 | 498 | BN5407A1. | 10.305 | 12.124 | 16.973 |
| | 2120 | 300 | 598 | BN5407B1. | 10.821 | 12.731 | 17.823 |
| | 2120 | 400 | 798 | BN5407C1. | 11.851 | 13.943 | 19.520 |

Wooden end panel bay - for bays with overlaying top plate

| Fastening material included. | Height mm | Shelf depth mm | Width mm | Item no. | Melamine DKK | Painted DKK | Veneer DKK |
|---|--------------|-------------------|-------------|-----------|-----------------|----------------|---------------|
|  | 720 | 250 | 498 | BN5402A2. | 5.154 | 6.063 | 8.489 |
| | 720 | 300 | 598 | BN5402B2. | 5.411 | 6.366 | 8.913 |
| | 720 | 400 | 798 | BN5402C2. | 5.927 | 6.973 | 9.762 |
| | 920 | 250 | 498 | BN5403A2. | 6.185 | 7.275 | 10.186 |
| | 920 | 300 | 598 | BN5403B2. | 6.493 | 7.639 | 10.696 |
| | 920 | 400 | 798 | BN5403C2. | 7.112 | 8.367 | 11.714 |
| | 1220 | 250 | 498 | BN5404A2. | 7.421 | 8.731 | 12.224 |
| | 1220 | 300 | 598 | BN5404B2. | 7.792 | 9.168 | 12.834 |
| | 1220 | 400 | 798 | BN5404C2. | 8.534 | 10.041 | 14.056 |
| | 1520 | 250 | 498 | BN5405A2. | 8.534 | 10.041 | 14.056 |
| | 1520 | 300 | 598 | BN5405B2. | 8.962 | 10.543 | 14.760 |
| | 1520 | 400 | 798 | BN5405C2. | 9.814 | 11.547 | 16.166 |
| | 1820 | 250 | 498 | BN5406A2. | 9.814 | 11.547 | 16.166 |
| | 1820 | 300 | 598 | BN5406B2. | 10.305 | 12.124 | 16.973 |
| | 1820 | 400 | 798 | BN5406C2. | 11.287 | 13.279 | 18.590 |
| | 2120 | 250 | 498 | BN5407A2. | 10.305 | 12.124 | 16.973 |
| | 2120 | 300 | 598 | BN5407B2. | 10.821 | 12.731 | 17.823 |
| | 2120 | 400 | 798 | BN5407A2. | 11.851 | 13.943 | 19.520 |

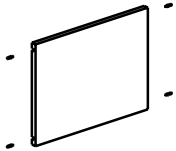
WOODEN PANELS

WOODEN END PANEL BAYS

The functions below are suited for hanging on wooden end panel bays. Painted and veneered products are FSC-certified.


Wooden sign for wooden end panel bay

| H368 mm. Incl. fittings. | Width mm | Shelf depth mm | Item no. | Melamine DKK | Painted DKK | Veneer DKK |
|--------------------------|-------------|-------------------|----------|-----------------|----------------|---------------|
| | 498 | 250 | BN541A. | 1.109 | 1.305 | 1.826 |
| | 598 | 300 | BN541B. | 1.292 | 1.519 | 2.128 |
| | 798 | 400 | BN541C. | 1.550 | 1.823 | 2.553 |



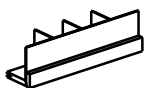
Steel display shelf for wooden end panel bay

| H280 mm. Incl. fittings. | Width mm | Shelf depth mm | Item no. | Steel DKK |
|--------------------------|-------------|-------------------|----------|--------------|
| | 498 | 250 | BN542A | 888 |
| | 598 | 300 | BN542B | 984 |
| | 798 | 400 | BN542C | 1.054 |



Wooden brochure rack for wooden end panel bay

| H140 mm. Front and three adjustable dividers in acrylic glass. Incl. fittings. | Width mm | Shelf depth mm | Item no. | Melamine DKK | Painted DKK | Veneer DKK |
|--|-------------|-------------------|----------|-----------------|----------------|---------------|
| | 498 | 250 | BN543A. | 2.242 | 2.637 | 3.692 |
| | 598 | 300 | BN543B. | 2.607 | 3.067 | 4.293 |
| | 798 | 400 | BN543C. | 2.918 | 3.433 | 4.806 |

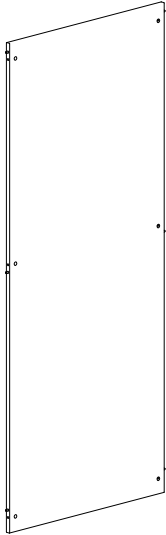


CONNECTION ELEMENTS

WOODEN BACK PANELS - FOR ADJUSTABLE FEET

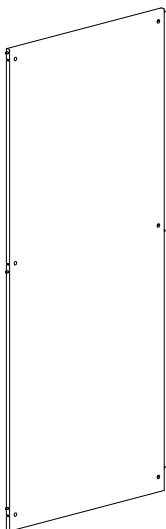
Painted and veneered panels are FSC-certified.

WBP1 - high wooden back panel - for ST1 (standard depth)/ST2/ST3, WT1/WT3 (standard depth) and WO1



| Height mm | Module mm | Item no. | Melamine DKK | Painted DKK | Veneer DKK |
|-----------|-----------|-----------|--------------|-------------|------------|
| 720 | 500 | BN015254. | 522 | 613 | 860 |
| 720 | 750 | BN015274. | 782 | 921 | 1.292 |
| 720 | 900 | BN015294. | 978 | 1.150 | 1.611 |
| 720 | 1000 | BN015214. | 1.043 | 1.228 | 1.718 |
| 920 | 500 | BN015354. | 667 | 785 | 1.101 |
| 920 | 750 | BN015374. | 1.001 | 1.177 | 1.649 |
| 920 | 900 | BN015394. | 1.251 | 1.472 | 2.061 |
| 920 | 1000 | BN015314. | 1.334 | 1.569 | 2.194 |
| 1220 | 500 | BN015454. | 890 | 1.048 | 1.468 |
| 1220 | 750 | BN015474. | 1.338 | 1.573 | 2.201 |
| 1220 | 900 | BN015494. | 1.613 | 1.898 | 2.659 |
| 1220 | 1000 | BN015414. | 1.780 | 2.094 | 2.930 |
| 1520 | 500 | BN015554. | 1.090 | 1.282 | 1.796 |
| 1520 | 750 | BN015574. | 1.635 | 1.924 | 2.693 |
| 1520 | 900 | BN015594. | 1.999 | 2.352 | 3.295 |
| 1520 | 1000 | BN015514. | 2.183 | 2.569 | 3.593 |
| 1820 | 500 | BN015654. | 1.265 | 1.488 | 2.081 |
| 1820 | 750 | BN015674. | 1.896 | 2.230 | 3.123 |
| 1820 | 900 | BN015694. | 2.355 | 2.772 | 3.878 |
| 1820 | 1000 | BN015614. | 2.527 | 2.973 | 4.162 |
| 2120 | 500 | BN015754. | 1.462 | 1.718 | 2.407 |
| 2120 | 750 | BN015774. | 2.190 | 2.578 | 3.606 |
| 2120 | 900 | BN015794. | 2.718 | 3.198 | 4.479 |
| 2120 | 1000 | BN015714. | 2.919 | 3.435 | 4.809 |

WBP2 - low wooden back panel - for ST1 (full depth & double-sided) and WT1/WT3 (full depth & double-sided)




| Height mm | Module mm | Item no. | Melamine DKK | Painted DKK | Veneer DKK |
|-----------|-----------|-----------|--------------|-------------|------------|
| 720 | 500 | BN015256. | 522 | 613 | 860 |
| 720 | 750 | BN015276. | 782 | 921 | 1.292 |
| 720 | 900 | BN015296. | 978 | 1.150 | 1.611 |
| 720 | 1000 | BN015216. | 1.043 | 1.228 | 1.718 |
| 920 | 500 | BN015356. | 667 | 785 | 1.101 |
| 920 | 750 | BN015376. | 1.001 | 1.177 | 1.649 |
| 920 | 900 | BN015396. | 1.251 | 1.472 | 2.061 |
| 920 | 1000 | BN015316. | 1.334 | 1.569 | 2.194 |
| 1220 | 500 | BN015456. | 890 | 1.048 | 1.468 |
| 1220 | 750 | BN015476. | 1.338 | 1.573 | 2.201 |
| 1220 | 900 | BN015496. | 1.613 | 1.898 | 2.659 |
| 1220 | 1000 | BN015416. | 1.780 | 2.094 | 2.930 |
| 1520 | 500 | BN015556. | 1.090 | 1.282 | 1.796 |
| 1520 | 750 | BN015576. | 1.635 | 1.924 | 2.693 |
| 1520 | 900 | BN015596. | 1.999 | 2.352 | 3.295 |
| 1520 | 1000 | BN015516. | 2.183 | 2.569 | 3.593 |
| 1820 | 500 | BN015656. | 1.265 | 1.488 | 2.081 |
| 1820 | 750 | BN015676. | 1.896 | 2.230 | 3.123 |
| 1820 | 900 | BN015696. | 2.355 | 2.772 | 3.878 |
| 1820 | 1000 | BN015616. | 2.527 | 2.973 | 4.162 |
| 2120 | 500 | BN015756. | 1.462 | 1.718 | 2.407 |
| 2120 | 750 | BN015776. | 2.190 | 2.578 | 3.606 |
| 2120 | 900 | BN015796. | 2.718 | 3.198 | 4.479 |
| 2120 | 1000 | BN015716. | 2.919 | 3.435 | 4.809 |

CONNECTION ELEMENTS

WOODEN BACK PANELS - FOR CASTOR PLATE


Painted and veneered panels are FSC-certified.

WBP3 - high wooden back panel - for ST1 (standard depth)/ST2/ST3, WT1/WT3 (standard depth) and WO1



| Height mm | Module mm | Item no. | Melamine DKK | Painted DKK | Veneer DKK |
|-----------|-----------|-----------|--------------|-------------|------------|
| 720 | 500 | BN016254. | 522 | 613 | 860 |
| 720 | 750 | BN016274. | 782 | 921 | 1.292 |
| 720 | 900 | BN016294. | 978 | 1.150 | 1.611 |
| 720 | 1000 | BN016214. | 1.043 | 1.228 | 1.718 |
| 920 | 500 | BN016354. | 667 | 785 | 1.101 |
| 920 | 750 | BN016374. | 1.001 | 1.177 | 1.649 |
| 920 | 900 | BN016394. | 1.251 | 1.472 | 2.061 |
| 920 | 1000 | BN016314. | 1.334 | 1.569 | 2.194 |
| 1220 | 500 | BN016454. | 890 | 1.048 | 1.468 |
| 1220 | 750 | BN016474. | 1.338 | 1.573 | 2.201 |
| 1220 | 900 | BN016494. | 1.613 | 1.898 | 2.659 |
| 1220 | 1000 | BN016414. | 1.780 | 2.094 | 2.930 |
| 1520 | 500 | BN016554. | 1.090 | 1.282 | 1.796 |
| 1520 | 750 | BN016574. | 1.635 | 1.924 | 2.693 |
| 1520 | 900 | BN016594. | 1.999 | 2.352 | 3.295 |
| 1520 | 1000 | BN016514. | 2.183 | 2.569 | 3.593 |

WBP4 - low wooden back panel - for ST1 (full depth & double-sided) and WT1/WT3 (full depth & double-sided)



| Height mm | Module mm | Item no. | Melamine DKK | Painted DKK | Veneer DKK |
|-----------|-----------|-----------|--------------|-------------|------------|
| 720 | 500 | BN016256. | 522 | 613 | 860 |
| 720 | 750 | BN016276. | 782 | 921 | 1.292 |
| 720 | 900 | BN016296. | 978 | 1.150 | 1.611 |
| 720 | 1000 | BN016216. | 1.043 | 1.228 | 1.718 |
| 920 | 500 | BN016356. | 667 | 785 | 1.101 |
| 920 | 750 | BN016376. | 1.001 | 1.177 | 1.649 |
| 920 | 900 | BN016396. | 1.251 | 1.472 | 2.061 |
| 920 | 1000 | BN016316. | 1.334 | 1.569 | 2.194 |
| 1220 | 500 | BN016456. | 890 | 1.048 | 1.468 |
| 1220 | 750 | BN016476. | 1.338 | 1.573 | 2.201 |
| 1220 | 900 | BN016496. | 1.613 | 1.898 | 2.659 |
| 1220 | 1000 | BN016416. | 1.780 | 2.094 | 2.930 |
| 1520 | 500 | BN016556. | 1.090 | 1.282 | 1.796 |
| 1520 | 750 | BN016576. | 1.635 | 1.924 | 2.693 |
| 1520 | 900 | BN016596. | 1.999 | 2.352 | 3.295 |
| 1520 | 1000 | BN016516. | 2.183 | 2.569 | 3.593 |

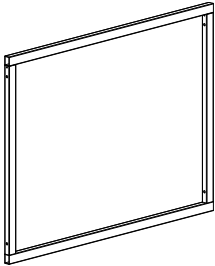
CONNECTION ELEMENTS

STEEL BACK FRAME

To ensure correct stability, double-sided shelvings H1820 mm and H2120 mm with back frame must have an additional steel back frames installed depending on number of bays. Configurations for freestanding bays include one additional back frame. Back frame for intermediate bays must be ordered separately, see overview page 11.

Steel back frame

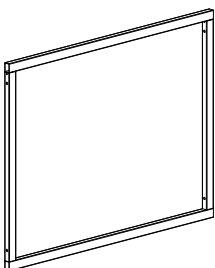
Use for heights:
720/920/1220/1820/2120
mm. With fittings.



| Module mm | Bay | Item no. | Price DKK |
|--------------|--------------|-------------|--------------|
| 500 | Freestanding | BN01054ZZZ8 | 601 |
| 750 | Freestanding | BN01074ZZZ8 | 601 |
| 900 | Freestanding | BN01094ZZZ8 | 601 |
| 1000 | Freestanding | BN01014ZZZ8 | 681 |
| 500 | Intermediate | BN01054ZZZ9 | 601 |
| 750 | Intermediate | BN01074ZZZ9 | 601 |
| 900 | Intermediate | BN01094ZZZ9 | 601 |
| 1000 | Intermediate | BN01014ZZZ9 | 681 |

Additional steel back frame

Use for correct stability when
constructing more than one bay.
See guide on page 11.
With fittings.



| Module mm | Bay | Item no. | Price DKK |
|--------------|--------------|-------------|--------------|
| 500 | Freestanding | BN01254ZZZ3 | 601 |
| 750 | Freestanding | BN01274ZZZ3 | 601 |
| 900 | Freestanding | BN01294ZZZ3 | 601 |
| 1000 | Freestanding | BN01214ZZZ3 | 681 |
| 500 | Intermediate | BN01254ZZZ2 | 601 |
| 750 | Intermediate | BN01274ZZZ2 | 601 |
| 900 | Intermediate | BN01294ZZZ2 | 601 |
| 1000 | Intermediate | BN01214ZZZ2 | 681 |
| 500 | Outer | BN01254ZZZ1 | 601 |
| 750 | Outer | BN01274ZZZ1 | 601 |
| 900 | Outer | BN01294ZZZ1 | 601 |
| 1000 | Outer | BN01214ZZZ1 | 681 |

CONNECTION ELEMENTS

CROSS BRACES

Galvanized cross braces - low

Use for heights:
720/920/1220 mm.

Module
mm

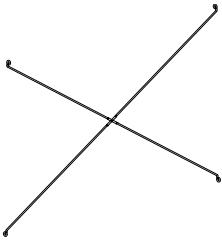
Item no.

Price
DKK

500
750
900
1000

BN02154
BN02174
BN02194
BN02114

167
167
167
167



Galvanized cross braces - high

Use for heights:
1520/1820/2120 mm
Middle shelf must be screwed
on to the end panel when cross
brace are used.

Module
mm

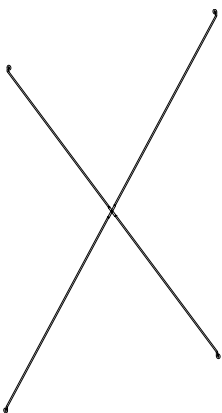
Item no.

Price
DKK

500
750
900
1000

BN02156
BN02176
BN02196
BN02116

167
167
167
167

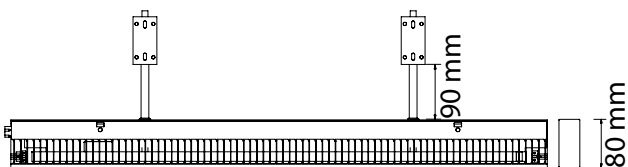




The Book LED lighting armature can be fitted on wooden top shelves and can be mounted over 1, 2 and 3 bays by use of connect fittings. Continuous runs require connect fitting.

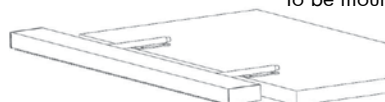
The armature is CE-approved and available in white and steel as standard. For other colours, please ask customer service.

Armature



Model showing 2 bearing arms incl. light tube and louvre. Armature housing in aluminium.

Standard bearing arms



To be mounted on top of top shelf.

Front edge bearing arms


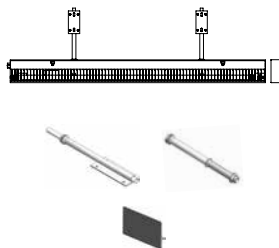




To be mounted on frontedge of predrilled top shelf/top plate (special request)

LIGHTING

BOOK LED LIGHTING

Below you will find a list of products needed when ordering lighting for 1, 2 or 3 bays. For 4 or more bays, you must use a combination of the armatures for 1, 2 or 3 bays by connecting the armatures with a connect fitting. Eg. for 10 bays, you can either use 5 x 2 bays (with 4 connect fittings) or 3 x 3 bays and 1 x 1 bay (with 3 connect fittings).

| 1 bay | | Item no. | Price DKK | |
|---|---|-------------------------------|--------------|--------------|
|  | Armature, module 50 | B3900170527 | 5.730 | |
| | Armature, module 75 | B3900170777 | 5.730 | |
| | Armature, module 90 | B3900170927 | 5.730 | |
| | Armature, module 100 | B3900171032 | 6.581 | |
| | Bearing arms, 2 pcs., standard | B39001512 | 1.204 | |
| | Bearing arms, 2 pcs., front edge | B39001522 | 1.204 | |
| | End covers, 2 pcs. | B390011 | 735 | |
| 2 bays | | Item no. | Price DKK | |
|  | Armature, module 50 + 50 | B3900171054 | 8.055 | |
| | Armature, module 75 + 75 | B3900171554 | 8.055 | |
| | Armature, module 90 + 90 | B3900171854 | 9.022 | |
| | Armature, module 100 + 100 | B3900172064 | 9.758 | |
| | Bearing arms, 2 pcs., standard or | B39001512 | 1.204 | |
| | Bearing arms, 2 pcs., front edge | B39001522 | 1.204 | |
| | | End covers, 2 pcs. | B390011 | 735 |
| | 3 bays | | Item no. | Price DKK |
| |  | Armature, module 50 + 50 + 50 | B3900171580 | 8.002 |
| | | Armature, module 75 + 75 + 75 | B3900172330 | 12.002 |
| Armature, module 90 + 90 + 90 | | B3900172780 | 13.532 | |
| Armature, module 100 + 100 + 100 | | B3900173095 | 14.639 | |
| Bearing arms, 3 pcs., standard or | | B39001513 | 1.684 | |
| Bearing arms, 3 pcs., front edge | | B39001523 | 1.684 | |
| | | End covers, 2 pcs. | B390011 | 735 |
| Cable 3 x 1.5 mm ² , L2500 mm | | Item no. | Price DKK | |
| | | | B390013 | 545 |
| Connect fitting | | Item no. | Price DKK | |
|  | | B390012 | 157 | |

LINGO ROUND SHELVING SYSTEM

BBN201 - 26° - STEEL BACK FRAME - ADJUSTABLE FEET - FOR TOP SHELF

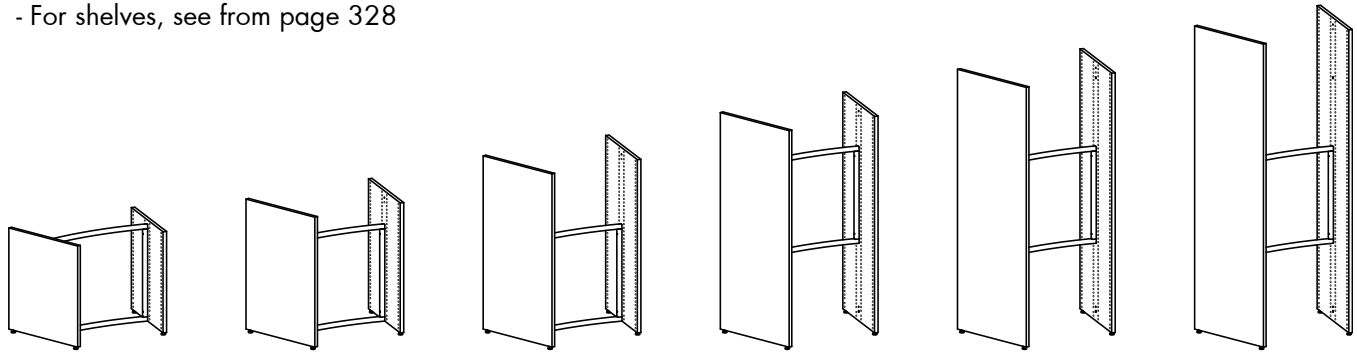


LINGO ROUND SHELVING SYSTEM

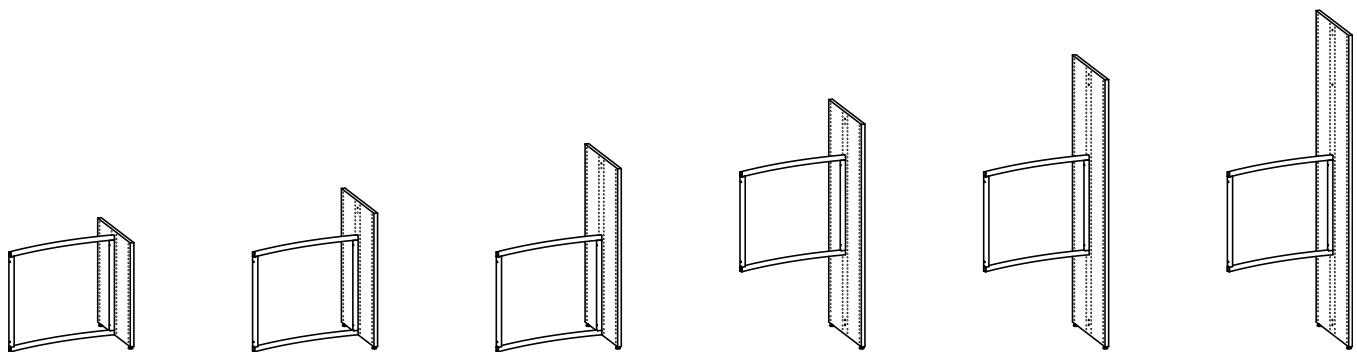
BBN201 - 26° - STEEL BACK FRAME - ADJUSTABLE FEET - FOR TOP SHELF

Round shelving system with wooden panels and steel back frame. To be used with top shelf.
Freestanding bay includes 2 end wooden panels and 1 or 2 steel back frame depending on height.
Intermediate bay includes 1 intermediate wooden panel and 1 steel back frame.

- Prices based on steel price group 1 and wooden price group A (see Design Options pages 6-9).
- For top shelves, see from page 340
- For shelves, see from page 328



Double-sided freestanding bay - H720/920/1220/1520/1820/2120 mm



Double-sided intermediate bay - H720/920/1220/1520/1820/2120 mm

LINGO ROUND SHELVING SYSTEM

26° - STEEL BACK FRAME - ADJUSTABLE FEET - FOR TOP SHELF

Painted and veneered Lingo Shelving Systems are FSC-certified.

H720 mm

| No. of bays | Item no. Freestanding bay | Melamine DKK | Painted DKK | Veneer DKK | Item no. Intermediate bay | Melamine DKK | Painted DKK | Veneer DKK |
|-------------|---------------------------|--------------|-------------|------------|---------------------------|--------------|-------------|------------|
| 1 | BBN2011260100060. | 4.438 | 4.858 | 6.164 | BBN2014260100060. | 3.244 | 3.454 | 4.017 |
| 2 | BBN2011260200060. | 7.682 | 8.312 | 10.181 | BBN2014260200060. | 6.488 | 6.908 | 8.034 |
| 3 | BBN2011260300060. | 10.926 | 11.766 | 14.198 | BBN2014260300060. | 9.732 | 10.362 | 12.051 |
| 4 | BBN2011260400060. | 14.170 | 15.220 | 18.215 | BBN2014260400060. | 12.976 | 13.816 | 16.068 |
| 5 | BBN2011260500060. | 17.414 | 18.674 | 22.232 | BBN2014260500060. | 16.220 | 17.270 | 20.085 |
| 6 | BBN2011260600060. | 20.658 | 22.128 | 26.249 | BBN2014260600060. | 19.464 | 20.724 | 24.102 |
| 7 | BBN2011260700060. | 23.902 | 25.582 | 30.266 | BBN2014260700060. | 22.708 | 24.178 | 28.119 |
| 8 | BBN2011260800060. | 27.146 | 29.036 | 34.283 | | | | |
| 9 | BBN2011260900060. | 30.390 | 32.490 | 38.300 | | | | |
| 10 | BBN2011261000060. | 33.634 | 35.944 | 42.317 | | | | |
| 11 | BBN2011261100060. | 36.878 | 39.398 | 46.334 | | | | |
| 12 | BBN2011261200060. | 40.122 | 42.852 | 50.351 | | | | |

H920 mm

| No. of bays | Item no. Freestanding bay | Melamine DKK | Painted DKK | Veneer DKK | Item no. Intermediate bay | Melamine DKK | Painted DKK | Veneer DKK |
|-------------|---------------------------|--------------|-------------|------------|---------------------------|--------------|-------------|------------|
| 1 | BBN2011360100060. | 5.102 | 5.642 | 7.080 | BBN2014360100060. | 3.576 | 3.846 | 4.565 |
| 2 | BBN2011360200060. | 8.678 | 9.488 | 11.645 | BBN2014360200060. | 7.152 | 7.692 | 9.130 |
| 3 | BBN2011360300060. | 12.254 | 13.334 | 16.210 | BBN2014360300060. | 10.728 | 11.538 | 13.695 |
| 4 | BBN2011360400060. | 15.830 | 17.180 | 20.775 | BBN2014360400060. | 14.304 | 15.384 | 18.260 |
| 5 | BBN2011360500060. | 19.406 | 21.026 | 25.340 | BBN2014360500060. | 17.880 | 19.230 | 22.825 |
| 6 | BBN2011360600060. | 22.982 | 24.872 | 29.905 | BBN2014360600060. | 21.456 | 23.076 | 27.390 |
| 7 | BBN2011360700060. | 26.558 | 28.718 | 34.470 | BBN2014360700060. | 25.032 | 26.922 | 31.955 |
| 8 | BBN2011360800060. | 30.134 | 32.564 | 39.035 | | | | |
| 9 | BBN2011360900060. | 33.710 | 36.410 | 43.600 | | | | |
| 10 | BBN2011361000060. | 37.286 | 40.256 | 48.165 | | | | |
| 11 | BBN2011361100060. | 40.862 | 44.102 | 52.730 | | | | |
| 12 | BBN2011361200060. | 44.438 | 47.948 | 57.295 | | | | |

H1220 mm

| No. of bays | Item no. Freestanding bay | Melamine DKK | Painted DKK | Veneer DKK | Item no. Intermediate bay | Melamine DKK | Painted DKK | Veneer DKK |
|-------------|---------------------------|--------------|-------------|------------|---------------------------|--------------|-------------|------------|
| 1 | BBN2011460100060. | 6.016 | 6.716 | 8.586 | BBN2014460100060. | 4.033 | 4.383 | 5.318 |
| 2 | BBN2011460200060. | 10.049 | 11.099 | 13.904 | BBN2014460200060. | 8.066 | 8.766 | 10.636 |
| 3 | BBN2011460300060. | 14.082 | 15.482 | 19.222 | BBN2014460300060. | 12.099 | 13.149 | 15.954 |
| 4 | BBN2011460400060. | 18.115 | 19.865 | 24.540 | BBN2014460400060. | 16.132 | 17.532 | 21.272 |
| 5 | BBN2011460500060. | 22.148 | 24.248 | 29.858 | BBN2014460500060. | 20.165 | 21.915 | 26.590 |
| 6 | BBN2011460600060. | 26.181 | 28.631 | 35.176 | BBN2014460600060. | 24.198 | 26.298 | 31.908 |
| 7 | BBN2011460700060. | 30.214 | 33.014 | 40.494 | BBN2014460700060. | 28.231 | 30.681 | 37.226 |
| 8 | BBN2011460800060. | 34.247 | 37.397 | 45.812 | | | | |
| 9 | BBN2011460900060. | 38.280 | 41.780 | 51.130 | | | | |
| 10 | BBN2011461000060. | 42.313 | 46.163 | 56.448 | | | | |
| 11 | BBN2011461100060. | 46.346 | 50.546 | 61.766 | | | | |
| 12 | BBN2011461200060. | 50.379 | 54.929 | 67.084 | | | | |

LINGO ROUND SHELVING SYSTEM

26° - STEEL BACK FRAME - ADJUSTABLE FEET - FOR TOP SHELF

Painted and veneered Lingo Shelving Systems are FSC-certified.

H1520 mm

| No. of bays | Item no. Freestanding bay | Melamine DKK | Painted DKK | Veneer DKK | Item no. Intermediate bay | Melamine DKK | Painted DKK | Veneer DKK |
|-------------|---------------------------|--------------|-------------|------------|---------------------------|--------------|-------------|------------|
| 1 | BBN2011560100060. | 6.228 | 6.966 | 8.936 | BBN2014560100060. | 4.139 | 4.508 | 5.493 |
| 2 | BBN2011560200060. | 10.367 | 11.474 | 14.429 | BBN2014560200060. | 8.278 | 9.016 | 10.986 |
| 3 | BBN2011560300060. | 14.506 | 15.982 | 19.922 | BBN2014560300060. | 12.417 | 13.524 | 16.479 |
| 4 | BBN2011560400060. | 18.645 | 20.490 | 25.415 | BBN2014560400060. | 16.556 | 18.032 | 21.972 |
| 5 | BBN2011560500060. | 22.784 | 24.998 | 30.908 | BBN2014560500060. | 20.695 | 22.540 | 27.465 |
| 6 | BBN2011560600060. | 26.923 | 29.506 | 36.401 | BBN2014560600060. | 24.834 | 27.048 | 32.958 |
| 7 | BBN2011560700060. | 31.062 | 34.014 | 41.894 | BBN2014560700060. | 28.973 | 31.556 | 38.451 |
| 8 | BBN2011560800060. | 35.201 | 38.522 | 47.387 | | | | |
| 9 | BBN2011560900060. | 39.340 | 43.030 | 52.880 | | | | |
| 10 | BBN2011561000060. | 43.479 | 47.538 | 58.373 | | | | |
| 11 | BBN2011561100060. | 47.618 | 52.046 | 63.866 | | | | |
| 12 | BBN2011561200060. | 51.757 | 56.554 | 69.359 | | | | |

H1820 mm

| No. of bays | Item no. Freestanding bay | Melamine DKK | Painted DKK | Veneer DKK | Item no. Intermediate bay | Melamine DKK | Painted DKK | Veneer DKK |
|-------------|---------------------------|--------------|-------------|------------|---------------------------|--------------|-------------|------------|
| 1 | BBN2011660100060. | 6.986 | 7.860 | 10.182 | BBN2014660100060. | 4.518 | 4.955 | 6.116 |
| 2 | BBN2011660200060. | 11.504 | 12.815 | 16.298 | BBN2014660200060. | 9.036 | 9.910 | 12.232 |
| 3 | BBN2011660300060. | 16.022 | 17.770 | 22.414 | BBN2014660300060. | 13.554 | 14.865 | 18.348 |
| 4 | BBN2011660400060. | 20.540 | 22.725 | 28.530 | BBN2014660400060. | 18.072 | 19.820 | 24.464 |
| 5 | BBN2011660500060. | 25.058 | 27.680 | 34.646 | BBN2014660500060. | 22.590 | 24.775 | 30.580 |
| 6 | BBN2011660600060. | 29.576 | 32.635 | 40.762 | BBN2014660600060. | 27.108 | 29.730 | 36.696 |
| 7 | BBN2011660700060. | 34.094 | 37.590 | 46.878 | BBN2014660700060. | 31.626 | 34.685 | 42.812 |
| 8 | BBN2011660800060. | 38.612 | 42.545 | 52.994 | | | | |
| 9 | BBN2011660900060. | 43.130 | 47.500 | 59.110 | | | | |
| 10 | BBN2011661000060. | 47.648 | 52.455 | 65.226 | | | | |
| 11 | BBN2011661100060. | 52.166 | 57.410 | 71.342 | | | | |
| 12 | BBN2011661200060. | 56.684 | 62.365 | 77.458 | | | | |

H2120 mm

| No. of bays | Item no. Freestanding bay | Melamine DKK | Painted DKK | Veneer DKK | Item no. Intermediate bay | Melamine DKK | Painted DKK | Veneer DKK |
|-------------|---------------------------|--------------|-------------|------------|---------------------------|--------------|-------------|------------|
| 1 | BBN2011760100060. | 7.718 | 8.720 | 11.388 | BBN2014760100060. | 4.884 | 5.385 | 6.719 |
| 2 | BBN2011760200060. | 12.602 | 14.105 | 18.107 | BBN2014760200060. | 9.768 | 10.770 | 13.438 |
| 3 | BBN2011760300060. | 17.486 | 19.490 | 24.826 | BBN2014760300060. | 14.652 | 16.155 | 20.157 |
| 4 | BBN2011760400060. | 22.370 | 24.875 | 31.545 | BBN2014760400060. | 19.536 | 21.540 | 26.876 |
| 5 | BBN2011760500060. | 27.254 | 30.260 | 38.264 | BBN2014760500060. | 24.420 | 26.925 | 33.595 |
| 6 | BBN2011760600060. | 32.138 | 35.645 | 44.983 | BBN2014760600060. | 29.304 | 32.310 | 40.314 |
| 7 | BBN2011760700060. | 37.022 | 41.030 | 51.702 | BBN2014760700060. | 34.188 | 37.695 | 47.033 |
| 8 | BBN2011760800060. | 41.906 | 46.415 | 58.421 | | | | |
| 9 | BBN2011760900060. | 46.790 | 51.800 | 65.140 | | | | |
| 10 | BBN2011761000060. | 51.674 | 57.185 | 71.859 | | | | |
| 11 | BBN2011761100060. | 56.558 | 62.570 | 78.578 | | | | |
| 12 | BBN2011761200060. | 61.442 | 67.955 | 85.297 | | | | |

LINGO ROUND SHELVING SYSTEM

BBN201 - 26° - HIGH STEEL BACK PANEL - ADJUSTABLE FEET - FOR TOP SHELF



LINGO ROUND SHELVING SYSTEM

BBN201 - 26° - HIGH STEEL BACK PANEL - ADJUSTABLE FEET - FOR TOP SHELF

Round shelving system with wooden panels and high steel back panel.

To be used with top shelf WT5 standard depth top shelf.

Freestanding bay includes 2 wooden end panels and 1 high steel back panel.

Intermediate bay includes 1 intermediate wooden panel and 1 high steel back panel.

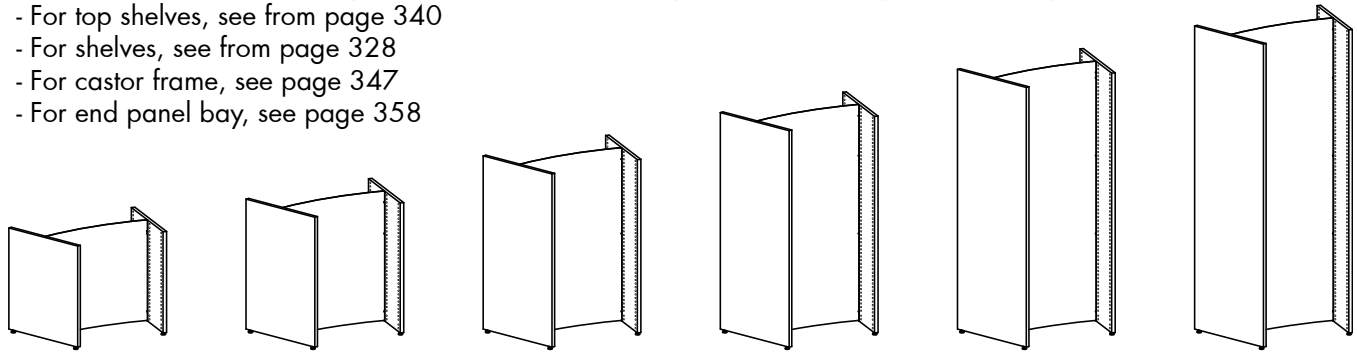
- Prices based on steel price group 1 and wooden price group A (see Design Options pages 6-9).

- For top shelves, see from page 340

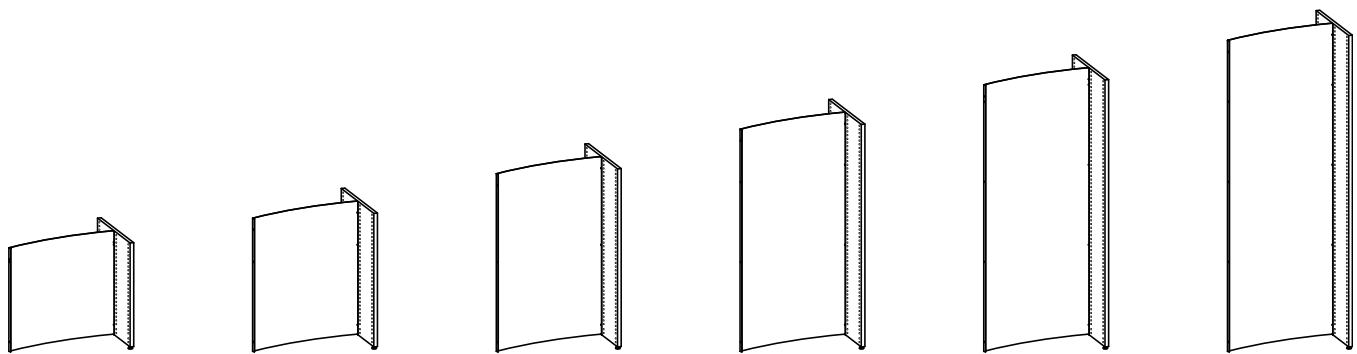
- For shelves, see from page 328

- For castor frame, see page 347

- For end panel bay, see page 358



Double-sided freestanding bay - H720/920/1220/1520/1820/2120 mm



Double-sided intermediate bay - H720/920/1220/1520/1820/2120 mm

LINGO ROUND SHELVING SYSTEM

26° - HIGH STEEL BACK PANEL - ADJUSTABLE FEET - FOR TOP SHELF

Painted and veneered Lingo Shelving Systems are FSC-certified.

H720 mm

| No. of bays | Item no. Freestanding bay | Melamine DKK | Painted DKK | Veneer DKK | Item no. Intermediate bay | Melamine DKK | Painted DKK | Veneer DKK |
|-------------|---------------------------|--------------|-------------|------------|---------------------------|--------------|-------------|------------|
| 1 | BBN2011260100070. | 3.926 | 4.346 | 5.652 | BBN2014260100070. | 2.732 | 2.942 | 3.505 |
| 2 | BBN2011260200070. | 6.658 | 7.288 | 9.157 | BBN2014260200070. | 5.464 | 5.884 | 7.010 |
| 3 | BBN2011260300070. | 9.390 | 10.230 | 12.662 | BBN2014260300070. | 8.196 | 8.826 | 10.515 |
| 4 | BBN2011260400070. | 12.122 | 13.172 | 16.167 | BBN2014260400070. | 10.928 | 11.768 | 14.020 |
| 5 | BBN2011260500070. | 14.854 | 16.114 | 19.672 | BBN2014260500070. | 13.660 | 14.710 | 17.525 |
| 6 | BBN2011260600070. | 17.586 | 19.056 | 23.177 | BBN2014260600070. | 16.392 | 17.652 | 21.030 |
| 7 | BBN2011260700070. | 20.318 | 21.998 | 26.682 | BBN2014260700070. | 19.124 | 20.594 | 24.535 |
| 8 | BBN2011260800070. | 23.050 | 24.940 | 30.187 | | | | |
| 9 | BBN2011260900070. | 25.782 | 27.882 | 33.692 | | | | |
| 10 | BBN2011261000070. | 28.514 | 30.824 | 37.197 | | | | |
| 11 | BBN2011261100070. | 31.246 | 33.766 | 40.702 | | | | |
| 12 | BBN2011261200070. | 33.978 | 36.708 | 44.207 | | | | |

H920 mm

| No. of bays | Item no. Freestanding bay | Melamine DKK | Painted DKK | Veneer DKK | Item no. Intermediate bay | Melamine DKK | Painted DKK | Veneer DKK |
|-------------|---------------------------|--------------|-------------|------------|---------------------------|--------------|-------------|------------|
| 1 | BBN2011360100070. | 5.017 | 5.557 | 6.995 | BBN2014360100070. | 3.491 | 3.761 | 4.480 |
| 2 | BBN2011360200070. | 8.508 | 9.318 | 11.475 | BBN2014360200070. | 6.982 | 7.522 | 8.960 |
| 3 | BBN2011360300070. | 11.999 | 13.079 | 15.955 | BBN2014360300070. | 10.473 | 11.283 | 13.440 |
| 4 | BBN2011360400070. | 15.490 | 16.840 | 20.435 | BBN2014360400070. | 13.964 | 15.044 | 17.920 |
| 5 | BBN2011360500070. | 18.981 | 20.601 | 24.915 | BBN2014360500070. | 17.455 | 18.805 | 22.400 |
| 6 | BBN2011360600070. | 22.472 | 24.362 | 29.395 | BBN2014360600070. | 20.946 | 22.566 | 26.880 |
| 7 | BBN2011360700070. | 25.963 | 28.123 | 33.875 | BBN2014360700070. | 24.437 | 26.327 | 31.360 |
| 8 | BBN2011360800070. | 29.454 | 31.884 | 38.355 | | | | |
| 9 | BBN2011360900070. | 32.945 | 35.645 | 42.835 | | | | |
| 10 | BBN2011361000070. | 36.436 | 39.406 | 47.315 | | | | |
| 11 | BBN2011361100070. | 39.927 | 43.167 | 51.795 | | | | |
| 12 | BBN2011361200070. | 43.418 | 46.928 | 56.275 | | | | |

H1220 mm

| No. of bays | Item no. Freestanding bay | Melamine DKK | Painted DKK | Veneer DKK | Item no. Intermediate bay | Melamine DKK | Painted DKK | Veneer DKK |
|-------------|---------------------------|--------------|-------------|------------|---------------------------|--------------|-------------|------------|
| 1 | BBN2011460100070. | 6.572 | 7.272 | 9.142 | BBN2014460100070. | 4.589 | 4.939 | 5.874 |
| 2 | BBN2011460200070. | 11.161 | 12.211 | 15.016 | BBN2014460200070. | 9.178 | 9.878 | 11.748 |
| 3 | BBN2011460300070. | 15.750 | 17.150 | 20.890 | BBN2014460300070. | 13.767 | 14.817 | 17.622 |
| 4 | BBN2011460400070. | 20.339 | 22.089 | 26.764 | BBN2014460400070. | 18.356 | 19.756 | 23.496 |
| 5 | BBN2011460500070. | 24.928 | 27.028 | 32.638 | BBN2014460500070. | 22.945 | 24.695 | 29.370 |
| 6 | BBN2011460600070. | 29.517 | 31.967 | 38.512 | BBN2014460600070. | 27.534 | 29.634 | 35.244 |
| 7 | BBN2011460700070. | 34.106 | 36.906 | 44.386 | BBN2014460700070. | 32.123 | 34.573 | 41.118 |
| 8 | BBN2011460800070. | 38.695 | 41.845 | 50.260 | | | | |
| 9 | BBN2011460900070. | 43.284 | 46.784 | 56.134 | | | | |
| 10 | BBN2011461000070. | 47.873 | 51.723 | 62.008 | | | | |
| 11 | BBN2011461100070. | 52.462 | 56.662 | 67.882 | | | | |
| 12 | BBN2011461200070. | 57.051 | 61.601 | 73.756 | | | | |

LINGO ROUND SHELVING SYSTEM

26° - HIGH STEEL BACK PANEL - ADJUSTABLE FEET - FOR TOP SHELF

Painted and veneered Lingo Shelving Systems are FSC-certified.

H1520 mm

| No. of bays | Item no. Freestanding bay | Melamine DKK | Painted DKK | Veneer DKK | Item no. Intermediate bay | Melamine DKK | Painted DKK | Veneer DKK |
|-------------|---------------------------|--------------|-------------|------------|---------------------------|--------------|-------------|------------|
| 1 | BBN2011560100070. | 7.424 | 8.162 | 10.132 | BBN2014560100070. | 5.335 | 5.704 | 6.689 |
| 2 | BBN2011560200070. | 12.759 | 13.866 | 16.821 | BBN2014560200070. | 10.670 | 11.408 | 13.378 |
| 3 | BBN2011560300070. | 18.094 | 19.570 | 23.510 | BBN2014560300070. | 16.005 | 17.112 | 20.067 |
| 4 | BBN2011560400070. | 23.429 | 25.274 | 30.199 | BBN2014560400070. | 21.340 | 22.816 | 26.756 |
| 5 | BBN2011560500070. | 28.764 | 30.978 | 36.888 | BBN2014560500070. | 26.675 | 28.520 | 33.445 |
| 6 | BBN2011560600070. | 34.099 | 36.682 | 43.577 | BBN2014560600070. | 32.010 | 34.224 | 40.134 |
| 7 | BBN2011560700070. | 39.434 | 42.386 | 50.266 | BBN2014560700070. | 37.345 | 39.928 | 46.823 |
| 8 | BBN2011560800070. | 44.769 | 48.090 | 56.955 | | | | |
| 9 | BBN2011560900070. | 50.104 | 53.794 | 63.644 | | | | |
| 10 | BBN2011561000070. | 55.439 | 59.498 | 70.333 | | | | |
| 11 | BBN2011561100070. | 60.774 | 65.202 | 77.022 | | | | |
| 12 | BBN2011561200070. | 66.109 | 70.906 | 83.711 | | | | |

H1820 mm

| No. of bays | Item no. Freestanding bay | Melamine DKK | Painted DKK | Veneer DKK | Item no. Intermediate bay | Melamine DKK | Painted DKK | Veneer DKK |
|-------------|---------------------------|--------------|-------------|------------|---------------------------|--------------|-------------|------------|
| 1 | BBN2011660100070. | 8.823 | 9.697 | 12.019 | BBN2014660100070. | 6.355 | 6.792 | 7.953 |
| 2 | BBN2011660200070. | 15.178 | 16.489 | 19.972 | BBN2014660200070. | 12.710 | 13.584 | 15.906 |
| 3 | BBN2011660300070. | 21.533 | 23.281 | 27.925 | BBN2014660300070. | 19.065 | 20.376 | 23.859 |
| 4 | BBN2011660400070. | 27.888 | 30.073 | 35.878 | BBN2014660400070. | 25.420 | 27.168 | 31.812 |
| 5 | BBN2011660500070. | 34.243 | 36.865 | 43.831 | BBN2014660500070. | 31.775 | 33.960 | 39.765 |
| 6 | BBN2011660600070. | 40.598 | 43.657 | 51.784 | BBN2014660600070. | 38.130 | 40.752 | 47.718 |
| 7 | BBN2011660700070. | 46.953 | 50.449 | 59.737 | BBN2014660700070. | 44.485 | 47.544 | 55.671 |
| 8 | BBN2011660800070. | 53.308 | 57.241 | 67.690 | | | | |
| 9 | BBN2011660900070. | 59.663 | 64.033 | 75.643 | | | | |
| 10 | BBN2011661000070. | 66.018 | 70.825 | 83.596 | | | | |
| 11 | BBN2011661100070. | 72.373 | 77.617 | 91.549 | | | | |
| 12 | BBN2011661200070. | 78.728 | 84.409 | 99.502 | | | | |

H2120 mm

| No. of bays | Item no. Freestanding bay | Melamine DKK | Painted DKK | Veneer DKK | Item no. Intermediate bay | Melamine DKK | Painted DKK | Veneer DKK |
|-------------|---------------------------|--------------|-------------|------------|---------------------------|--------------|-------------|------------|
| 1 | BBN2011760100070. | 10.195 | 11.197 | 13.865 | BBN2014760100070. | 7.361 | 7.862 | 9.196 |
| 2 | BBN2011760200070. | 17.556 | 19.059 | 23.061 | BBN2014760200070. | 14.722 | 15.724 | 18.392 |
| 3 | BBN2011760300070. | 24.917 | 26.921 | 32.257 | BBN2014760300070. | 22.083 | 23.586 | 27.588 |
| 4 | BBN2011760400070. | 32.278 | 34.783 | 41.453 | BBN2014760400070. | 29.444 | 31.448 | 36.784 |
| 5 | BBN2011760500070. | 39.639 | 42.645 | 50.649 | BBN2014760500070. | 36.805 | 39.310 | 45.980 |
| 6 | BBN2011760600070. | 47.000 | 50.507 | 59.845 | BBN2014760600070. | 44.166 | 47.172 | 55.176 |
| 7 | BBN2011760700070. | 54.361 | 58.369 | 69.041 | BBN2014760700070. | 51.527 | 55.034 | 64.372 |
| 8 | BBN2011760800070. | 61.722 | 66.231 | 78.237 | | | | |
| 9 | BBN2011760900070. | 69.083 | 74.093 | 87.433 | | | | |
| 10 | BBN2011761000070. | 76.444 | 81.955 | 96.629 | | | | |
| 11 | BBN2011761100070. | 83.805 | 89.817 | 105.825 | | | | |
| 12 | BBN2011761200070. | 91.166 | 97.679 | 115.021 | | | | |

LINGO ROUND SHELVING SYSTEM

BBN201 - 26° - LOW STEEL BACK PANEL - ADJUSTABLE FEET - FOR TOP SHELF



LINGO ROUND SHELVING SYSTEM

BBN201 - 26° - LOW STEEL BACK PANEL - ADJUSTABLE FEET - FOR TOP SHELF

Round shelving system with wooden panels and low steel back panel.

To be used with top shelves WT5 full depth and WT5 double-sided top shelf.

Freestanding bay includes 2 end wooden panels and 1 low steel back panel.


Intermediate bay includes 1 intermediate wooden panel and 1 low steel back panel.

- Prices based on steel price group 1 and wooden price group A (see Design Options pages 6-9).

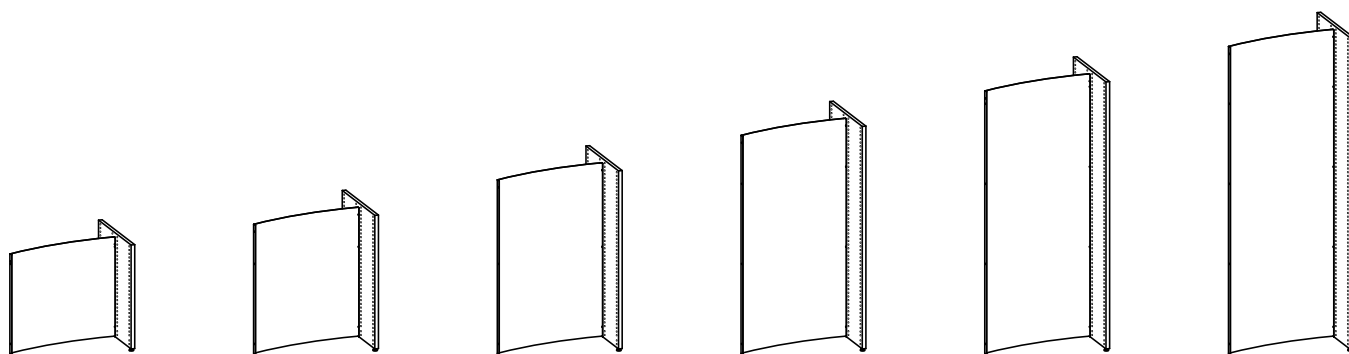
- For top shelves, see from page 340

- For shelves, see from page 328

- For plinths, see page 349



Double-sided freestanding bay - H720/920/1220/1520/1820/2120 mm



Double-sided intermediate bay - H720/920/1220/1520/1820/2120 mm

LINGO ROUND SHELVING SYSTEM

26° - LOW STEEL BACK PANEL - ADJUSTABLE FEET - FOR TOP SHELF

Painted and veneered Lingo Shelving Systems are FSC-certified.

H720 mm

| No. of bays | Item no. Freestanding bay | Melamine DKK | Painted DKK | Veneer DKK | Item no. Intermediate bay | Melamine DKK | Painted DKK | Veneer DKK |
|-------------|---------------------------|--------------|-------------|------------|---------------------------|--------------|-------------|------------|
| 1 | BBN2011260100080. | 3.926 | 4.346 | 5.652 | BBN2014260100080. | 2.732 | 2.942 | 3.505 |
| 2 | BBN2011260200080. | 6.658 | 7.288 | 9.157 | BBN2014260200080. | 5.464 | 5.884 | 7.010 |
| 3 | BBN2011260300080. | 9.390 | 10.230 | 12.662 | BBN2014260300080. | 8.196 | 8.826 | 10.515 |
| 4 | BBN2011260400080. | 12.122 | 13.172 | 16.167 | BBN2014260400080. | 10.928 | 11.768 | 14.020 |
| 5 | BBN2011260500080. | 14.854 | 16.114 | 19.672 | BBN2014260500080. | 13.660 | 14.710 | 17.525 |
| 6 | BBN2011260600080. | 17.586 | 19.056 | 23.177 | BBN2014260600080. | 16.392 | 17.652 | 21.030 |
| 7 | BBN2011260700080. | 20.318 | 21.998 | 26.682 | BBN2014260700080. | 19.124 | 20.594 | 24.535 |
| 8 | BBN2011260800080. | 23.050 | 24.940 | 30.187 | | | | |
| 9 | BBN2011260900080. | 25.782 | 27.882 | 33.692 | | | | |
| 10 | BBN2011261000080. | 28.514 | 30.824 | 37.197 | | | | |
| 11 | BBN2011261100080. | 31.246 | 33.766 | 40.702 | | | | |
| 12 | BBN2011261200080. | 33.978 | 36.708 | 44.207 | | | | |

H920 mm

| No. of bays | Item no. Freestanding bay | Melamine DKK | Painted DKK | Veneer DKK | Item no. Intermediate bay | Melamine DKK | Painted DKK | Veneer DKK |
|-------------|---------------------------|--------------|-------------|------------|---------------------------|--------------|-------------|------------|
| 1 | BBN2011360100080. | 5.017 | 5.557 | 6.995 | BBN2014360100080. | 3.491 | 3.761 | 4.480 |
| 2 | BBN2011360200080. | 8.508 | 9.318 | 11.475 | BBN2014360200080. | 6.982 | 7.522 | 8.960 |
| 3 | BBN2011360300080. | 11.999 | 13.079 | 15.955 | BBN2014360300080. | 10.473 | 11.283 | 13.440 |
| 4 | BBN2011360400080. | 15.490 | 16.840 | 20.435 | BBN2014360400080. | 13.964 | 15.044 | 17.920 |
| 5 | BBN2011360500080. | 18.981 | 20.601 | 24.915 | BBN2014360500080. | 17.455 | 18.805 | 22.400 |
| 6 | BBN2011360600080. | 22.472 | 24.362 | 29.395 | BBN2014360600080. | 20.946 | 22.566 | 26.880 |
| 7 | BBN2011360700080. | 25.963 | 28.123 | 33.875 | BBN2014360700080. | 24.437 | 26.327 | 31.360 |
| 8 | BBN2011360800080. | 29.454 | 31.884 | 38.355 | | | | |
| 9 | BBN2011360900080. | 32.945 | 35.645 | 42.835 | | | | |
| 10 | BBN2011361000080. | 36.436 | 39.406 | 47.315 | | | | |
| 11 | BBN2011361100080. | 39.927 | 43.167 | 51.795 | | | | |
| 12 | BBN2011361200080. | 43.418 | 46.928 | 56.275 | | | | |

H1220 mm

| No. of bays | Item no. Freestanding bay | Melamine DKK | Painted DKK | Veneer DKK | Item no. Intermediate bay | Melamine DKK | Painted DKK | Veneer DKK |
|-------------|---------------------------|--------------|-------------|------------|---------------------------|--------------|-------------|------------|
| 1 | BBN2011460100080. | 6.572 | 7.272 | 9.142 | BBN2014460100080. | 4.589 | 4.939 | 5.874 |
| 2 | BBN2011460200080. | 11.161 | 12.211 | 15.016 | BBN2014460200080. | 9.178 | 9.878 | 11.748 |
| 3 | BBN2011460300080. | 15.750 | 17.150 | 20.890 | BBN2014460300080. | 13.767 | 14.817 | 17.622 |
| 4 | BBN2011460400080. | 20.339 | 22.089 | 26.764 | BBN2014460400080. | 18.356 | 19.756 | 23.496 |
| 5 | BBN2011460500080. | 24.928 | 27.028 | 32.638 | BBN2014460500080. | 22.945 | 24.695 | 29.370 |
| 6 | BBN2011460600080. | 29.517 | 31.967 | 38.512 | BBN2014460600080. | 27.534 | 29.634 | 35.244 |
| 7 | BBN2011460700080. | 34.106 | 36.906 | 44.386 | BBN2014460700080. | 32.123 | 34.573 | 41.118 |
| 8 | BBN2011460800080. | 38.695 | 41.845 | 50.260 | | | | |
| 9 | BBN2011460900080. | 43.284 | 46.784 | 56.134 | | | | |
| 10 | BBN2011461000080. | 47.873 | 51.723 | 62.008 | | | | |
| 11 | BBN2011461100080. | 52.462 | 56.662 | 67.882 | | | | |
| 12 | BBN2011461200080. | 57.051 | 61.601 | 73.756 | | | | |

LINGO ROUND SHELVING SYSTEM

26° - LOW STEEL BACK PANEL - ADJUSTABLE FEET - FOR TOP SHELF

Painted and veneered Lingo Shelving Systems are FSC-certified.

H1520 mm

| No. of bays | Item no. Freestanding bay | Melamine DKK | Painted DKK | Veneer DKK | Item no. Intermediate bay | Melamine DKK | Painted DKK | Veneer DKK |
|-------------|---------------------------|--------------|-------------|------------|---------------------------|--------------|-------------|------------|
| 1 | BBN2011560100080. | 7.424 | 8.162 | 10.132 | BBN2014560100080. | 5.335 | 5.704 | 6.689 |
| 2 | BBN2011560200080. | 12.759 | 13.866 | 16.821 | BBN2014560200080. | 10.670 | 11.408 | 13.378 |
| 3 | BBN2011560300080. | 18.094 | 19.570 | 23.510 | BBN2014560300080. | 16.005 | 17.112 | 20.067 |
| 4 | BBN2011560400080. | 23.429 | 25.274 | 30.199 | BBN2014560400080. | 21.340 | 22.816 | 26.756 |
| 5 | BBN2011560500080. | 28.764 | 30.978 | 36.888 | BBN2014560500080. | 26.675 | 28.520 | 33.445 |
| 6 | BBN2011560600080. | 34.099 | 36.682 | 43.577 | BBN2014560600080. | 32.010 | 34.224 | 40.134 |
| 7 | BBN2011560700080. | 39.434 | 42.386 | 50.266 | BBN2014560700080. | 37.345 | 39.928 | 46.823 |
| 8 | BBN2011560800080. | 44.769 | 48.090 | 56.955 | | | | |
| 9 | BBN2011560900080. | 50.104 | 53.794 | 63.644 | | | | |
| 10 | BBN2011561000080. | 55.439 | 59.498 | 70.333 | | | | |
| 11 | BBN2011561100080. | 60.774 | 65.202 | 77.022 | | | | |
| 12 | BBN2011561200080. | 66.109 | 70.906 | 83.711 | | | | |

H1820 mm

| No. of bays | Item no. Freestanding bay | Melamine DKK | Painted DKK | Veneer DKK | Item no. Intermediate bay | Melamine DKK | Painted DKK | Veneer DKK |
|-------------|---------------------------|--------------|-------------|------------|---------------------------|--------------|-------------|------------|
| 1 | BBN2011660100080. | 8.823 | 9.697 | 12.019 | BBN2014660100080. | 6.355 | 6.792 | 7.953 |
| 2 | BBN2011660200080. | 15.178 | 16.489 | 19.972 | BBN2014660200080. | 12.710 | 13.584 | 15.906 |
| 3 | BBN2011660300080. | 21.533 | 23.281 | 27.925 | BBN2014660300080. | 19.065 | 20.376 | 23.859 |
| 4 | BBN2011660400080. | 27.888 | 30.073 | 35.878 | BBN2014660400080. | 25.420 | 27.168 | 31.812 |
| 5 | BBN2011660500080. | 34.243 | 36.865 | 43.831 | BBN2014660500080. | 31.775 | 33.960 | 39.765 |
| 6 | BBN2011660600080. | 40.598 | 43.657 | 51.784 | BBN2014660600080. | 38.130 | 40.752 | 47.718 |
| 7 | BBN2011660700080. | 46.953 | 50.449 | 59.737 | BBN2014660700080. | 44.485 | 47.544 | 55.671 |
| 8 | BBN2011660800080. | 53.308 | 57.241 | 67.690 | | | | |
| 9 | BBN2011660900080. | 59.663 | 64.033 | 75.643 | | | | |
| 10 | BBN2011661000080. | 66.018 | 70.825 | 83.596 | | | | |
| 11 | BBN2011661100080. | 72.373 | 77.617 | 91.549 | | | | |
| 12 | BBN2011661200080. | 78.728 | 84.409 | 99.502 | | | | |

H2120 mm

| No. of bays | Item no. Freestanding bay | Melamine DKK | Painted DKK | Veneer DKK | Item no. Intermediate bay | Melamine DKK | Painted DKK | Veneer DKK |
|-------------|---------------------------|--------------|-------------|------------|---------------------------|--------------|-------------|------------|
| 1 | BBN2011760100080. | 10.195 | 11.197 | 13.865 | BBN2014760100080. | 7.361 | 7.862 | 9.196 |
| 2 | BBN2011760200080. | 17.556 | 19.059 | 23.061 | BBN2014760200080. | 14.722 | 15.724 | 18.392 |
| 3 | BBN2011760300080. | 24.917 | 26.921 | 32.257 | BBN2014760300080. | 22.083 | 23.586 | 27.588 |
| 4 | BBN2011760400080. | 32.278 | 34.783 | 41.453 | BBN2014760400080. | 29.444 | 31.448 | 36.784 |
| 5 | BBN2011760500080. | 39.639 | 42.645 | 50.649 | BBN2014760500080. | 36.805 | 39.310 | 45.980 |
| 6 | BBN2011760600080. | 47.000 | 50.507 | 59.845 | BBN2014760600080. | 44.166 | 47.172 | 55.176 |
| 7 | BBN2011760700080. | 54.361 | 58.369 | 69.041 | BBN2014760700080. | 51.527 | 55.034 | 64.372 |
| 8 | BBN2011760800080. | 61.722 | 66.231 | 78.237 | | | | |
| 9 | BBN2011760900080. | 69.083 | 74.093 | 87.433 | | | | |
| 10 | BBN2011761000080. | 76.444 | 81.955 | 96.629 | | | | |
| 11 | BBN2011761100080. | 83.805 | 89.817 | 105.825 | | | | |
| 12 | BBN2011761200080. | 91.166 | 97.679 | 115.021 | | | | |

LINGO ROUND SHELVING SYSTEM

BBN202 - 26° - STEEL BACK FRAME - ADJUSTABLE FEET - WITH TOP PLATE

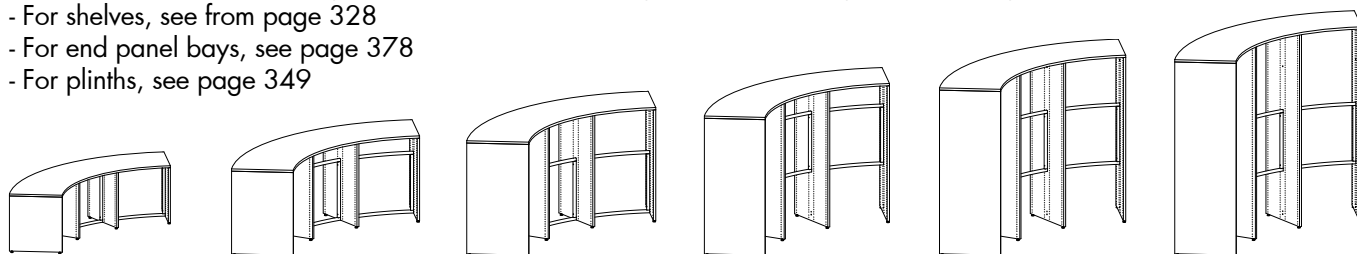


LINGO ROUND SHELVING SYSTEM

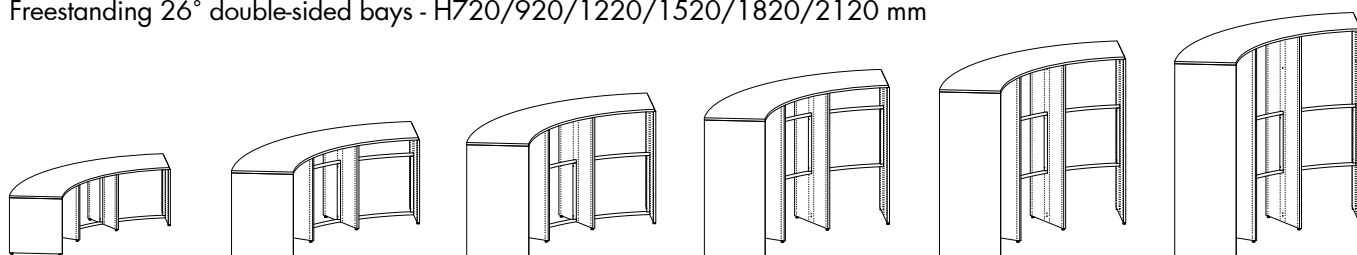
BBN202 - 26° - STEEL BACK FRAME - ADJUSTABLE FEET - WITH TOP PLATE

Round shelving system with wooden end panels, intermediate panels, steel back frame and overlaying top plate. See further description on starter, intermediate and end sections on pages 26-27.

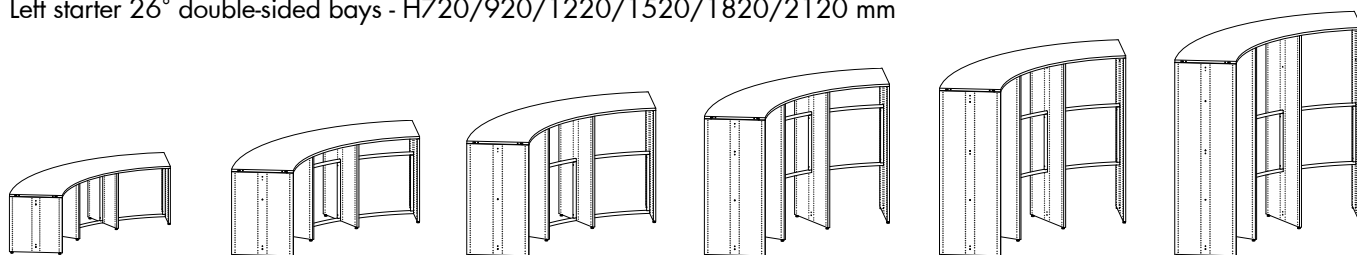
- Prices based on steel price group 1 and wooden price group A (see Design Options pages 6-9).
- For shelves, see from page 328
- For end panel bays, see page 378
- For plinths, see page 349



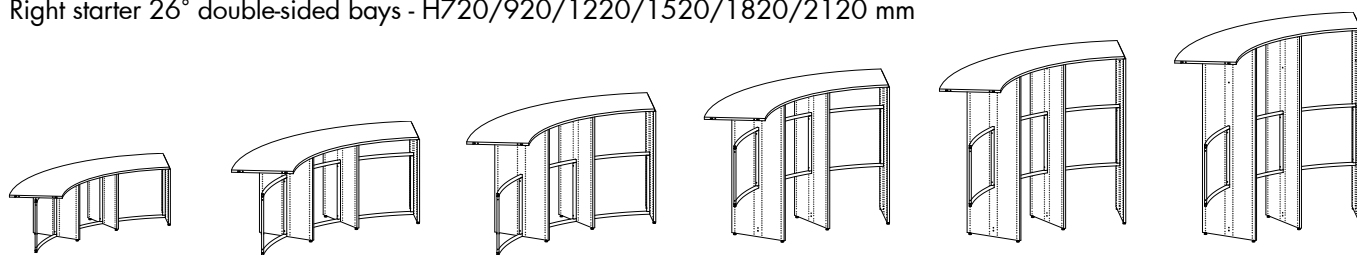
Freestanding 26° double-sided bays - H720/920/1220/1520/1820/2120 mm



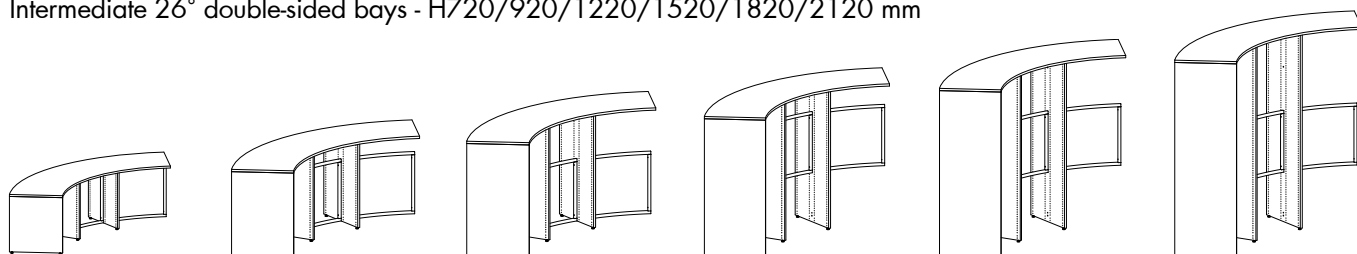
Left starter 26° double-sided bays - H720/920/1220/1520/1820/2120 mm



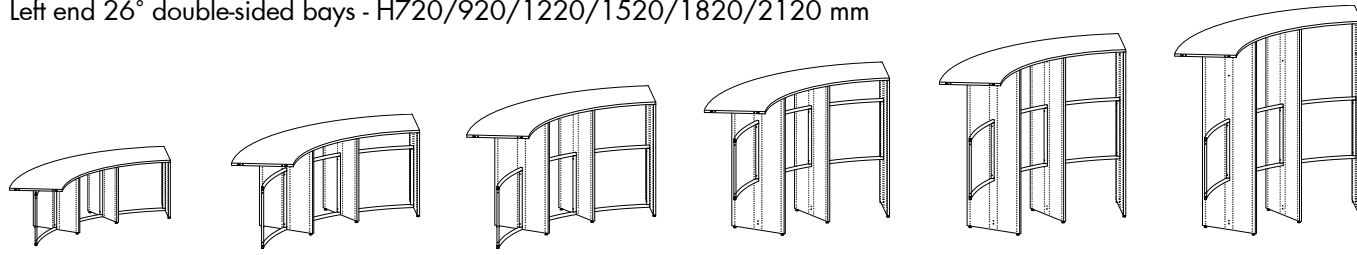
Right starter 26° double-sided bays - H720/920/1220/1520/1820/2120 mm



Intermediate 26° double-sided bays - H720/920/1220/1520/1820/2120 mm



Left end 26° double-sided bays - H720/920/1220/1520/1820/2120 mm



Right end 26° double-sided bays - H720/920/1220/1520/1820/2120 mm

LINGO ROUND SHELVING SYSTEM

26° - STEEL BACK FRAME - ADJUSTABLE FEET - WITH TOP PLATE - FREESTANDING SECTION

Painted and veneered Lingo Shelving Systems are FSC-certified.

H720 mm

| No. of bays | Item no. | Melamine DKK | Painted DKK | Veneer DKK |
|-------------|-------------------|--------------|-------------|------------|
| 1 | BBN2021260110060. | 8.216 | 9.302 | 12.207 |
| 2 | BBN2021260210060. | 16.152 | 18.276 | 23.951 |
| 3 | BBN2021260310060. | 25.053 | 28.385 | 37.285 |

H920 mm

| No. of bays | Item no. | Melamine DKK | Painted DKK | Veneer DKK |
|-------------|-------------------|--------------|-------------|------------|
| 1 | BBN2021360110060. | 8.880 | 10.086 | 13.303 |
| 2 | BBN2021360210060. | 17.148 | 19.452 | 25.595 |
| 3 | BBN2021360310060. | 26.381 | 29.953 | 39.477 |

H1220 mm

| No. of bays | Item no. | Melamine DKK | Painted DKK | Veneer DKK |
|-------------|-------------------|--------------|-------------|------------|
| 1 | BBN2021460110060. | 9.794 | 11.160 | 14.809 |
| 2 | BBN2021460210060. | 18.519 | 21.063 | 27.854 |
| 3 | BBN2021460310060. | 28.209 | 32.101 | 42.489 |

H1520 mm

| No. of bays | Item no. | Melamine DKK | Painted DKK | Veneer DKK |
|-------------|-------------------|--------------|-------------|------------|
| 1 | BBN2021560110060. | 10.006 | 11.410 | 15.159 |
| 2 | BBN2021560210060. | 18.837 | 21.438 | 28.379 |
| 3 | BBN2021560310060. | 28.633 | 32.601 | 43.189 |

H1820 mm

| No. of bays | Item no. | Melamine DKK | Painted DKK | Veneer DKK |
|-------------|-------------------|--------------|-------------|------------|
| 1 | BBN2021660110060. | 10.764 | 12.304 | 16.405 |
| 2 | BBN2021660210060. | 19.974 | 22.779 | 30.248 |
| 3 | BBN2021660310060. | 30.149 | 34.389 | 45.681 |

H2120 mm

| No. of bays | Item no. | Melamine DKK | Painted DKK | Veneer DKK |
|-------------|-------------------|--------------|-------------|------------|
| 1 | BBN2021760110060. | 11.496 | 13.164 | 17.611 |
| 2 | BBN2021760210060. | 21.072 | 24.069 | 32.057 |
| 3 | BBN2021760310060. | 31.613 | 36.109 | 48.093 |

LINGO ROUND SHELVING SYSTEM

26° - STEEL BACK FRAME - ADJUSTABLE FEET - WITH TOP PLATE - LEFT STARTER SECTION

Painted and veneered Lingo Shelving Systems are FSC-certified.

H720 mm

| No. of bays | Item no. | Melamine DKK | Painted DKK | Veneer DKK |
|-------------|-------------------|--------------|-------------|------------|
| 1 | BBN2022260110060. | 8.204 | 9.288 | 12.186 |
| 2 | BBN2022260210060. | 16.143 | 18.267 | 23.937 |
| 3 | BBN2022260310060. | 25.045 | 28.377 | 37.274 |

H920 mm

| No. of bays | Item no. | Melamine DKK | Painted DKK | Veneer DKK |
|-------------|-------------------|--------------|-------------|------------|
| 1 | BBN2022360110060. | 8.868 | 10.072 | 13.282 |
| 2 | BBN2022360210060. | 17.139 | 19.443 | 25.581 |
| 3 | BBN2022360310060. | 26.373 | 29.945 | 39.466 |

H1220 mm

| No. of bays | Item no. | Melamine DKK | Painted DKK | Veneer DKK |
|-------------|-------------------|--------------|-------------|------------|
| 1 | BBN2022460110060. | 9.782 | 11.146 | 14.788 |
| 2 | BBN2022460210060. | 18.510 | 21.054 | 27.840 |
| 3 | BBN2022460310060. | 28.201 | 32.093 | 42.478 |

H1520 mm

| No. of bays | Item no. | Melamine DKK | Painted DKK | Veneer DKK |
|-------------|-------------------|--------------|-------------|------------|
| 1 | BBN2022560110060. | 9.994 | 11.396 | 15.138 |
| 2 | BBN2022560210060. | 18.828 | 21.429 | 28.365 |
| 3 | BBN2022560310060. | 28.625 | 32.593 | 43.178 |

H1820 mm

| No. of bays | Item no. | Melamine DKK | Painted DKK | Veneer DKK |
|-------------|-------------------|--------------|-------------|------------|
| 1 | BBN2022660110060. | 10.752 | 12.290 | 16.384 |
| 2 | BBN2022660210060. | 19.965 | 22.770 | 30.234 |
| 3 | BBN2022660310060. | 30.141 | 34.381 | 45.670 |

H2120 mm

| No. of bays | Item no. | Melamine DKK | Painted DKK | Veneer DKK |
|-------------|-------------------|--------------|-------------|------------|
| 1 | BBN2022760110060. | 11.484 | 13.150 | 17.590 |
| 2 | BBN2022760210060. | 21.063 | 24.060 | 32.043 |
| 3 | BBN2022760310060. | 31.605 | 36.101 | 48.082 |

LINGO ROUND SHELVING SYSTEM

26° - STEEL BACK FRAME - ADJUSTABLE FEET - WITH TOP PLATE - RIGHT STARTER SECTION

Painted and veneered Lingo Shelving Systems are FSC-certified.

H720 mm

| No. of bays | Item no. | Melamine DKK | Painted DKK | Veneer DKK |
|-------------|-------------------|--------------|-------------|------------|
| 1 | BBN2023260110060. | 8.204 | 9.288 | 12.186 |
| 2 | BBN2023260210060. | 16.143 | 18.267 | 23.937 |
| 3 | BBN2023260310060. | 25.045 | 28.377 | 37.274 |

H920 mm

| No. of bays | Item no. | Melamine DKK | Painted DKK | Veneer DKK |
|-------------|-------------------|--------------|-------------|------------|
| 1 | BBN2023360110060. | 8.868 | 10.072 | 13.282 |
| 2 | BBN2023360210060. | 17.139 | 19.443 | 25.581 |
| 3 | BBN2023360310060. | 26.373 | 29.945 | 39.466 |

H1220 mm

| No. of bays | Item no. | Melamine DKK | Painted DKK | Veneer DKK |
|-------------|-------------------|--------------|-------------|------------|
| 1 | BBN2023460110060. | 9.782 | 11.146 | 14.788 |
| 2 | BBN2023460210060. | 18.510 | 21.054 | 27.840 |
| 3 | BBN2023460310060. | 28.201 | 32.093 | 42.478 |

H1520 mm

| No. of bays | Item no. | Melamine DKK | Painted DKK | Veneer DKK |
|-------------|-------------------|--------------|-------------|------------|
| 1 | BBN2023560110060. | 9.994 | 11.396 | 15.138 |
| 2 | BBN2023560210060. | 18.828 | 21.429 | 28.365 |
| 3 | BBN2023560310060. | 28.625 | 32.593 | 43.178 |

H1820 mm

| No. of bays | Item no. | Melamine DKK | Painted DKK | Veneer DKK |
|-------------|-------------------|--------------|-------------|------------|
| 1 | BBN2023660110060. | 10.752 | 12.290 | 16.384 |
| 2 | BBN2023660210060. | 19.965 | 22.770 | 30.234 |
| 3 | BBN2023660310060. | 30.141 | 34.381 | 45.670 |

H2120 mm

| No. of bays | Item no. | Melamine DKK | Painted DKK | Veneer DKK |
|-------------|-------------------|--------------|-------------|------------|
| 1 | BBN2023760110060. | 11.484 | 13.150 | 17.590 |
| 2 | BBN2023760210060. | 21.063 | 24.060 | 32.043 |
| 3 | BBN2023760310060. | 31.605 | 36.101 | 48.082 |

LINGO ROUND SHELVING SYSTEM

26° - STEEL BACK FRAME - ADJUSTABLE FEET - WITH TOP PLATE - INTERMEDIATE SECTION

Painted and veneered Lingo Shelving Systems are FSC-certified.

H720 mm

| No. of bays | Item no. | Melamine DKK | Painted DKK | Veneer DKK |
|-------------|-------------------|--------------|-------------|------------|
| 1 | BBN2024260110060. | 6.976 | 7.844 | 10.163 |
| 2 | BBN2024260210060. | 14.793 | 16.678 | 21.712 |
| 3 | BBN2024260310060. | 23.735 | 26.835 | 35.113 |

H920 mm

| No. of bays | Item no. | Melamine DKK | Painted DKK | Veneer DKK |
|-------------|-------------------|--------------|-------------|------------|
| 1 | BBN2024360110060. | 7.308 | 8.236 | 10.711 |
| 2 | BBN2024360210060. | 15.457 | 17.462 | 22.808 |
| 3 | BBN2024360310060. | 24.731 | 28.011 | 36.757 |

H1220 mm

| No. of bays | Item no. | Melamine DKK | Painted DKK | Veneer DKK |
|-------------|-------------------|--------------|-------------|------------|
| 1 | BBN2024460110060. | 7.765 | 8.773 | 11.464 |
| 2 | BBN2024460210060. | 16.371 | 18.536 | 24.314 |
| 3 | BBN2024460310060. | 26.102 | 29.622 | 39.016 |

H1520 mm

| No. of bays | Item no. | Melamine DKK | Painted DKK | Veneer DKK |
|-------------|-------------------|--------------|-------------|------------|
| 1 | BBN2024560110060. | 7.871 | 8.898 | 11.639 |
| 2 | BBN2024560210060. | 16.583 | 18.786 | 24.664 |
| 3 | BBN2024560310060. | 26.420 | 29.997 | 39.541 |

H1820 mm

| No. of bays | Item no. | Melamine DKK | Painted DKK | Veneer DKK |
|-------------|-------------------|--------------|-------------|------------|
| 1 | BBN2024660110060. | 8.250 | 9.345 | 12.262 |
| 2 | BBN2024660210060. | 17.341 | 19.680 | 25.910 |
| 3 | BBN2024660310060. | 27.557 | 31.338 | 41.410 |

H2120 mm

| No. of bays | Item no. | Melamine DKK | Painted DKK | Veneer DKK |
|-------------|-------------------|--------------|-------------|------------|
| 1 | BBN2024760110060. | 8.616 | 9.775 | 12.865 |
| 2 | BBN2024760210060. | 18.073 | 20.540 | 27.116 |
| 3 | BBN2024760310060. | 28.655 | 32.628 | 43.219 |

LINGO ROUND SHELVING SYSTEM

26° - STEEL BACK FRAME - ADJUSTABLE FEET - WITH TOP PLATE - LEFT END SECTION

Painted and veneered Lingo Shelving Systems are FSC-certified.

H720 mm

| No. of bays | Item no. | Melamine DKK | Painted DKK | Veneer DKK |
|-------------|-------------------|--------------|-------------|------------|
| 1 | BBN2025260110060. | 7.010 | 7.884 | 10.219 |
| 2 | BBN2025260210060. | 14.949 | 16.863 | 21.970 |
| 3 | BBN2025260310060. | 23.851 | 26.973 | 35.307 |

H920 mm

| No. of bays | Item no. | Melamine DKK | Painted DKK | Veneer DKK |
|-------------|-------------------|--------------|-------------|------------|
| 1 | BBN2025360110060. | 7.342 | 8.276 | 10.767 |
| 2 | BBN2025360210060. | 15.613 | 17.647 | 23.066 |
| 3 | BBN2025360310060. | 24.847 | 28.149 | 36.951 |

H1220 mm

| No. of bays | Item no. | Melamine DKK | Painted DKK | Veneer DKK |
|-------------|-------------------|--------------|-------------|------------|
| 1 | BBN2025460110060. | 7.799 | 8.813 | 11.520 |
| 2 | BBN2025460210060. | 16.527 | 18.721 | 24.572 |
| 3 | BBN2025460310060. | 26.218 | 29.760 | 39.210 |

H1520 mm

| No. of bays | Item no. | Melamine DKK | Painted DKK | Veneer DKK |
|-------------|-------------------|--------------|-------------|------------|
| 1 | BBN2025560110060. | 7.905 | 8.938 | 11.695 |
| 2 | BBN2025560210060. | 16.739 | 18.971 | 24.922 |
| 3 | BBN2025560310060. | 26.536 | 30.135 | 39.735 |

H1820 mm

| No. of bays | Item no. | Melamine DKK | Painted DKK | Veneer DKK |
|-------------|-------------------|--------------|-------------|------------|
| 1 | BBN2025660110060. | 8.284 | 9.385 | 12.318 |
| 2 | BBN2025660210060. | 17.497 | 19.865 | 26.168 |
| 3 | BBN2025660310060. | 27.673 | 31.476 | 41.604 |

H2120 mm

| No. of bays | Item no. | Melamine DKK | Painted DKK | Veneer DKK |
|-------------|-------------------|--------------|-------------|------------|
| 1 | BBN2025760110060. | 8.650 | 9.815 | 12.921 |
| 2 | BBN2025760210060. | 18.229 | 20.725 | 27.374 |
| 3 | BBN2025760310060. | 28.771 | 32.766 | 43.413 |

LINGO ROUND SHELVING SYSTEM

26° - STEEL BACK FRAME - ADJUSTABLE FEET - WITH TOP PLATE - RIGHT END SECTION

Painted and veneered Lingo Shelving Systems are FSC-certified.

H720 mm

| No. of bays | Item no. | Melamine DKK | Painted DKK | Veneer DKK |
|-------------|-------------------|--------------|-------------|------------|
| 1 | BBN2026260110060. | 7.010 | 7.884 | 10.219 |
| 2 | BBN2026260210060. | 14.949 | 16.863 | 21.970 |
| 3 | BBN2026260310060. | 23.851 | 26.973 | 35.307 |

H920 mm

| No. of bays | Item no. | Melamine DKK | Painted DKK | Veneer DKK |
|-------------|-------------------|--------------|-------------|------------|
| 1 | BBN2026360110060. | 7.342 | 8.276 | 10.767 |
| 2 | BBN2026360210060. | 15.613 | 17.647 | 23.066 |
| 3 | BBN2026360310060. | 24.847 | 28.149 | 36.951 |

H1220 mm

| No. of bays | Item no. | Melamine DKK | Painted DKK | Veneer DKK |
|-------------|-------------------|--------------|-------------|------------|
| 1 | BBN2026460110060. | 7.799 | 8.813 | 11.520 |
| 2 | BBN2026460210060. | 16.527 | 18.721 | 24.572 |
| 3 | BBN2026460310060. | 26.218 | 29.760 | 39.210 |

H1520 mm

| No. of bays | Item no. | Melamine DKK | Painted DKK | Veneer DKK |
|-------------|-------------------|--------------|-------------|------------|
| 1 | BBN2026560110060. | 7.905 | 8.938 | 11.695 |
| 2 | BBN2026560210060. | 16.739 | 18.971 | 24.922 |
| 3 | BBN2026560310060. | 26.536 | 30.135 | 39.735 |

H1820 mm

| No. of bays | Item no. | Melamine DKK | Painted DKK | Veneer DKK |
|-------------|-------------------|--------------|-------------|------------|
| 1 | BBN2026660110060. | 8.284 | 9.385 | 12.318 |
| 2 | BBN2026660210060. | 17.497 | 19.865 | 26.168 |
| 3 | BBN2026660310060. | 27.673 | 31.476 | 41.604 |

H2120 mm

| No. of bays | Item no. | Melamine DKK | Painted DKK | Veneer DKK |
|-------------|-------------------|--------------|-------------|------------|
| 1 | BBN2026760110060. | 8.650 | 9.815 | 12.921 |
| 2 | BBN2026760210060. | 18.229 | 20.725 | 27.374 |
| 3 | BBN2026760310060. | 28.771 | 32.766 | 43.413 |

LINGO ROUND SHELVING SYSTEM

BBN202 - 26° - STEEL BACK PANEL - ADJUSTABLE FEET - WITH TOP PLATE

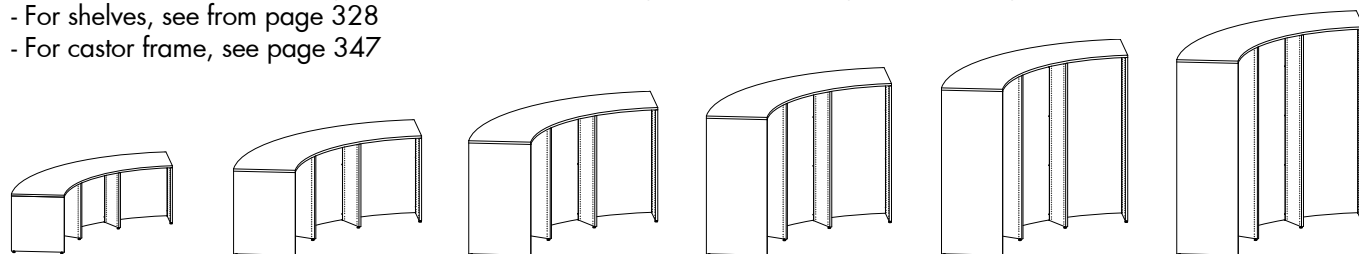


LINGO ROUND SHELVING SYSTEM

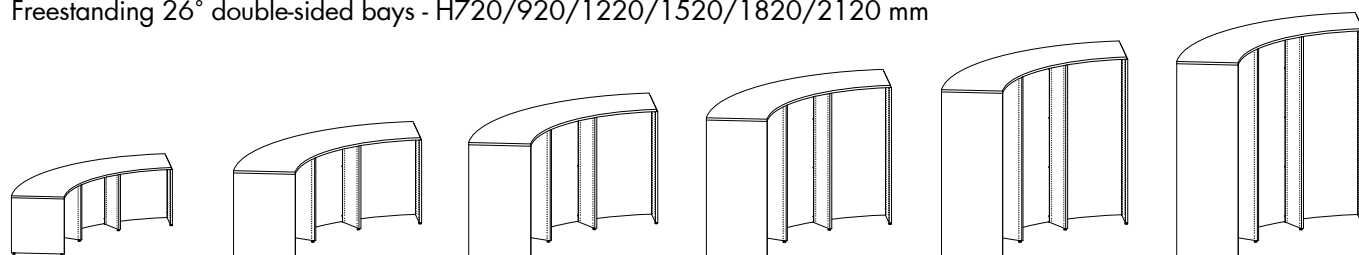
BBN202 - 26° - STEEL BACK PANEL - ADJUSTABLE FEET - WITH TOP PLATE

Round shelving system with wooden end panels, intermediate panels, steel back panel and overlaying top plate. See further description on starter, intermediate and end sections on pages 26-27.

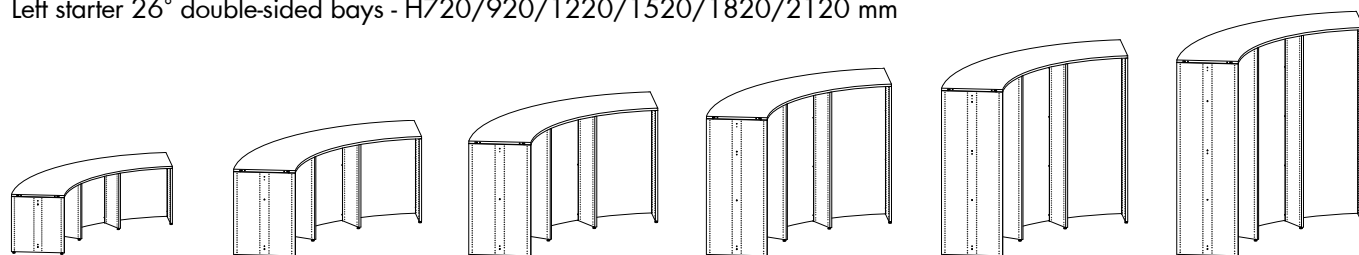
- Prices based on steel price group 1 and wooden price group A (see Design Options pages 6-9).
- For shelves, see from page 328
- For castor frame, see page 347



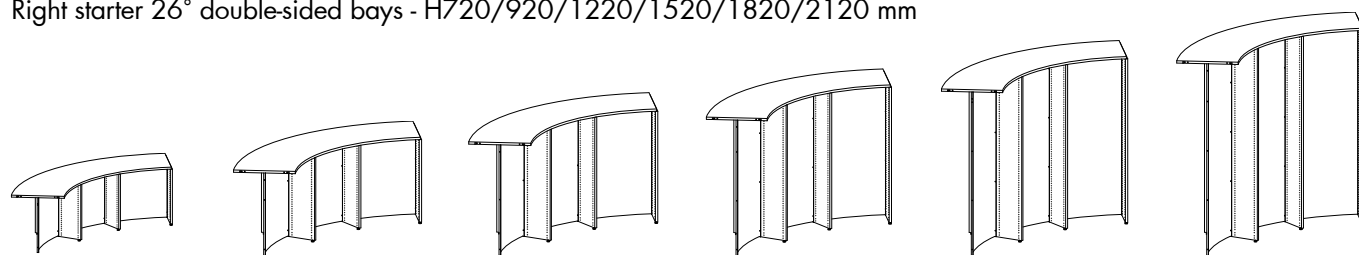
Freestanding 26° double-sided bays - H720/920/1220/1520/1820/2120 mm



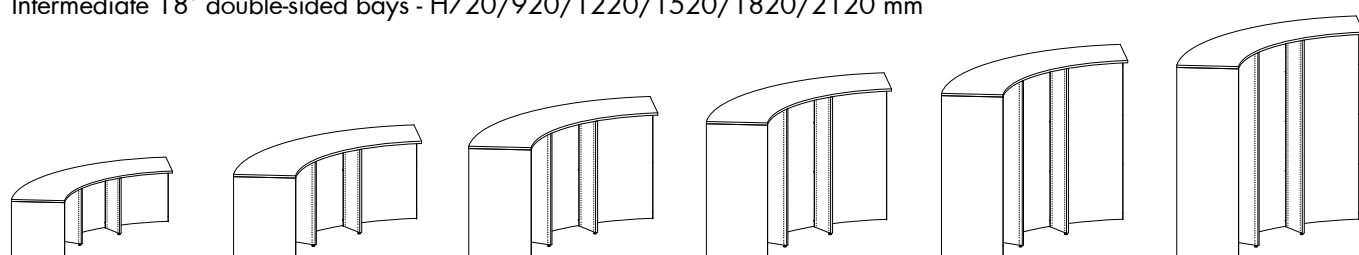
Left starter 26° double-sided bays - H720/920/1220/1520/1820/2120 mm



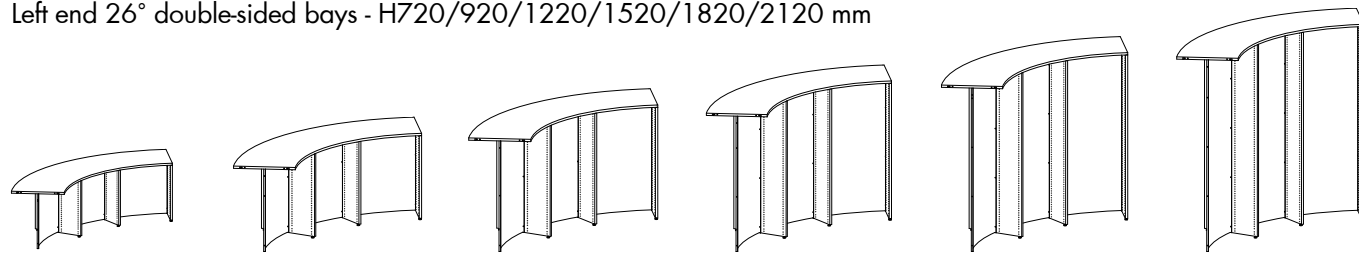
Right starter 26° double-sided bays - H720/920/1220/1520/1820/2120 mm



Intermediate 18° double-sided bays - H720/920/1220/1520/1820/2120 mm



Left end 26° double-sided bays - H720/920/1220/1520/1820/2120 mm



Right end 26° double-sided bays - H720/920/1220/1520/1820/2120 mm

LINGO ROUND SHELVING SYSTEM

26° - STEEL BACK PANEL - ADJUSTABLE FEET - WITH TOP PLATE - FREESTANDING SECTION

Painted and veneered Lingo Shelving Systems are FSC-certified.

H720 mm

| No. of bays | Item no. | Melamine DKK | Painted DKK | Veneer DKK |
|-------------|-------------------|--------------|-------------|------------|
| 1 | BBN2021260110080. | 7.704 | 8.790 | 11.695 |
| 2 | BBN2021260210080. | 15.128 | 17.252 | 22.927 |
| 3 | BBN2021260310080. | 23.517 | 26.849 | 35.749 |

H920 mm

| No. of bays | Item no. | Melamine DKK | Painted DKK | Veneer DKK |
|-------------|-------------------|--------------|-------------|------------|
| 1 | BBN2021360110080. | 8.795 | 10.001 | 13.218 |
| 2 | BBN2021360210080. | 16.978 | 19.282 | 25.425 |
| 3 | BBN2021360310080. | 26.126 | 29.698 | 39.222 |

H1220 mm

| No. of bays | Item no. | Melamine DKK | Painted DKK | Veneer DKK |
|-------------|-------------------|--------------|-------------|------------|
| 1 | BBN2021460110080. | 10.350 | 11.716 | 15.365 |
| 2 | BBN2021460210080. | 19.631 | 22.175 | 28.966 |
| 3 | BBN2021460310080. | 29.877 | 33.769 | 44.157 |

H1520 mm

| No. of bays | Item no. | Melamine DKK | Painted DKK | Veneer DKK |
|-------------|-------------------|--------------|-------------|------------|
| 1 | BBN2021560110080. | 11.202 | 12.606 | 16.355 |
| 2 | BBN2021560210080. | 21.229 | 23.830 | 30.771 |
| 3 | BBN2021560310080. | 32.221 | 36.189 | 46.777 |

H1820 mm

| No. of bays | Item no. | Melamine DKK | Painted DKK | Veneer DKK |
|-------------|-------------------|--------------|-------------|------------|
| 1 | BBN2021660110080. | 12.601 | 14.141 | 18.242 |
| 2 | BBN2021660210080. | 23.648 | 26.453 | 33.922 |
| 3 | BBN2021660310080. | 35.660 | 39.900 | 51.192 |

H2120 mm

| No. of bays | Item no. | Melamine DKK | Painted DKK | Veneer DKK |
|-------------|-------------------|--------------|-------------|------------|
| 1 | BBN2021760110080. | 13.973 | 15.641 | 20.088 |
| 2 | BBN2021760210080. | 26.026 | 29.023 | 37.011 |
| 3 | BBN2021760310080. | 39.044 | 43.540 | 55.524 |

LINGO ROUND SHELVING SYSTEM

26° - STEEL BACK PANEL - ADJUSTABLE FEET - WITH TOP PLATE - LEFT STARTER SECTION

Painted and veneered Lingo Shelving Systems are FSC-certified.

H720 mm

| No. of bays | Item no. | Melamine DKK | Painted DKK | Veneer DKK |
|-------------|-------------------|--------------|-------------|------------|
| 1 | BBN2022260110080. | 7.692 | 8.776 | 11.674 |
| 2 | BBN2022260210080. | 15.119 | 17.243 | 22.913 |
| 3 | BBN2022260310080. | 23.509 | 26.841 | 35.738 |

H920 mm

| No. of bays | Item no. | Melamine DKK | Painted DKK | Veneer DKK |
|-------------|-------------------|--------------|-------------|------------|
| 1 | BBN2022360110080. | 8.783 | 9.987 | 13.197 |
| 2 | BBN2022360210080. | 16.969 | 19.273 | 25.411 |
| 3 | BBN2022360310080. | 26.118 | 29.690 | 39.211 |

H1220 mm

| No. of bays | Item no. | Melamine DKK | Painted DKK | Veneer DKK |
|-------------|-------------------|--------------|-------------|------------|
| 1 | BBN2022460110080. | 10.338 | 11.702 | 15.344 |
| 2 | BBN2022460210080. | 19.622 | 22.166 | 28.952 |
| 3 | BBN2022460310080. | 29.869 | 33.761 | 44.146 |

H1520 mm

| No. of bays | Item no. | Melamine DKK | Painted DKK | Veneer DKK |
|-------------|-------------------|--------------|-------------|------------|
| 1 | BBN2022560110080. | 11.190 | 12.592 | 16.334 |
| 2 | BBN2022560210080. | 21.220 | 23.821 | 30.757 |
| 3 | BBN2022560310080. | 32.213 | 36.181 | 46.766 |

H1820 mm

| No. of bays | Item no. | Melamine DKK | Painted DKK | Veneer DKK |
|-------------|-------------------|--------------|-------------|------------|
| 1 | BBN2022660110080. | 12.589 | 14.127 | 18.221 |
| 2 | BBN2022660210080. | 23.639 | 26.444 | 33.908 |
| 3 | BBN2022660310080. | 35.652 | 39.892 | 51.181 |

H2120 mm

| No. of bays | Item no. | Melamine DKK | Painted DKK | Veneer DKK |
|-------------|-------------------|--------------|-------------|------------|
| 1 | BBN2022760110080. | 13.961 | 15.627 | 20.067 |
| 2 | BBN2022760210080. | 26.017 | 29.014 | 36.997 |
| 3 | BBN2022760310080. | 39.036 | 43.532 | 55.513 |

LINGO ROUND SHELVING SYSTEM

26° - STEEL BACK PANEL - ADJUSTABLE FEET - WITH TOP PLATE - RIGHT STARTER SECTION

Painted and veneered Lingo Shelving Systems are FSC-certified.

H720 mm

| No. of bays | Item no. | Melamine DKK | Painted DKK | Veneer DKK |
|-------------|-------------------|--------------|-------------|------------|
| 1 | BBN2023260110080. | 7.692 | 8.776 | 11.674 |
| 2 | BBN2023260210080. | 15.119 | 17.243 | 22.913 |
| 3 | BBN2023260310080. | 23.509 | 26.841 | 35.738 |

H920 mm

| No. of bays | Item no. | Melamine DKK | Painted DKK | Veneer DKK |
|-------------|-------------------|--------------|-------------|------------|
| 1 | BBN2023360110080. | 8.783 | 9.987 | 13.197 |
| 2 | BBN2023360210080. | 16.969 | 19.273 | 25.411 |
| 3 | BBN2023360310080. | 26.118 | 29.690 | 39.211 |

H1220 mm

| No. of bays | Item no. | Melamine DKK | Painted DKK | Veneer DKK |
|-------------|-------------------|--------------|-------------|------------|
| 1 | BBN2023460110080. | 10.338 | 11.702 | 15.344 |
| 2 | BBN2023460210080. | 19.622 | 22.166 | 28.952 |
| 3 | BBN2023460310080. | 29.869 | 33.761 | 44.146 |

H1520 mm

| No. of bays | Item no. | Melamine DKK | Painted DKK | Veneer DKK |
|-------------|-------------------|--------------|-------------|------------|
| 1 | BBN2023560110080. | 11.190 | 12.592 | 16.334 |
| 2 | BBN2023560210080. | 21.220 | 23.821 | 30.757 |
| 3 | BBN2023560310080. | 32.213 | 36.181 | 46.766 |

H1820 mm

| No. of bays | Item no. | Melamine DKK | Painted DKK | Veneer DKK |
|-------------|-------------------|--------------|-------------|------------|
| 1 | BBN2023660110080. | 12.589 | 14.127 | 18.221 |
| 2 | BBN2023660210080. | 23.639 | 26.444 | 33.908 |
| 3 | BBN2023660310080. | 35.652 | 39.892 | 51.181 |

H2120 mm

| No. of bays | Item no. | Melamine DKK | Painted DKK | Veneer DKK |
|-------------|-------------------|--------------|-------------|------------|
| 1 | BBN2023760110080. | 13.961 | 15.627 | 20.067 |
| 2 | BBN2023760210080. | 26.017 | 29.014 | 36.997 |
| 3 | BBN2023760310080. | 39.036 | 43.532 | 55.513 |

LINGO ROUND SHELVING SYSTEM

26° - STEEL BACK PANEL - ADJUSTABLE FEET - WITH TOP PLATE - INTERMEDIATE SECTION

Painted and veneered Lingo Shelving Systems are FSC-certified.

H720 mm

| No. of bays | Item no. | Melamine DKK | Painted DKK | Veneer DKK |
|-------------|-------------------|--------------|-------------|------------|
| 1 | BBN2024260110080. | 6.464 | 7.332 | 9.651 |
| 2 | BBN2024260210080. | 13.769 | 15.654 | 20.688 |
| 3 | BBN2024260310080. | 22.199 | 25.299 | 33.577 |

H920 mm

| No. of bays | Item no. | Melamine DKK | Painted DKK | Veneer DKK |
|-------------|-------------------|--------------|-------------|------------|
| 1 | BBN2024360110080. | 7.223 | 8.151 | 10.626 |
| 2 | BBN2024360210080. | 15.287 | 17.292 | 22.638 |
| 3 | BBN2024360310080. | 24.476 | 27.756 | 36.502 |

H1220 mm

| No. of bays | Item no. | Melamine DKK | Painted DKK | Veneer DKK |
|-------------|-------------------|--------------|-------------|------------|
| 1 | BBN2024460110080. | 8.321 | 9.329 | 12.020 |
| 2 | BBN2024460210080. | 17.483 | 19.648 | 25.426 |
| 3 | BBN2024460310080. | 27.770 | 31.290 | 40.684 |

H1520 mm

| No. of bays | Item no. | Melamine DKK | Painted DKK | Veneer DKK |
|-------------|-------------------|--------------|-------------|------------|
| 1 | BBN2024560110080. | 9.067 | 10.094 | 12.835 |
| 2 | BBN2024560210080. | 18.975 | 21.178 | 27.056 |
| 3 | BBN2024560310080. | 30.008 | 33.585 | 43.129 |

H1820 mm

| No. of bays | Item no. | Melamine DKK | Painted DKK | Veneer DKK |
|-------------|-------------------|--------------|-------------|------------|
| 1 | BBN2024660110080. | 10.087 | 11.182 | 14.099 |
| 2 | BBN2024660210080. | 21.015 | 23.354 | 29.584 |
| 3 | BBN2024660310080. | 33.068 | 36.849 | 46.921 |

H2120 mm

| No. of bays | Item no. | Melamine DKK | Painted DKK | Veneer DKK |
|-------------|-------------------|--------------|-------------|------------|
| 1 | BBN2024760110080. | 11.093 | 12.252 | 15.342 |
| 2 | BBN2024760210080. | 23.027 | 25.494 | 32.070 |
| 3 | BBN2024760310080. | 36.086 | 40.059 | 50.650 |

LINGO ROUND SHELVING SYSTEM

26° - STEEL BACK PANEL - ADJUSTABLE FEET - WITH TOP PLATE - LEFT END SECTION

Painted and veneered Lingo Shelving Systems are FSC-certified.

H720 mm

| No. of bays | Item no. | Melamine DKK | Painted DKK | Veneer DKK |
|-------------|-------------------|--------------|-------------|------------|
| 1 | BBN2025260110080. | 6.498 | 7.372 | 9.707 |
| 2 | BBN2025260210080. | 13.925 | 15.839 | 20.946 |
| 3 | BBN2025260310080. | 22.315 | 25.437 | 33.771 |

H920 mm

| No. of bays | Item no. | Melamine DKK | Painted DKK | Veneer DKK |
|-------------|-------------------|--------------|-------------|------------|
| 1 | BBN2025360110080. | 7.257 | 8.191 | 10.682 |
| 2 | BBN2025360210080. | 15.443 | 17.477 | 22.896 |
| 3 | BBN2025360310080. | 24.592 | 27.894 | 36.696 |

H1220 mm

| No. of bays | Item no. | Melamine DKK | Painted DKK | Veneer DKK |
|-------------|-------------------|--------------|-------------|------------|
| 1 | BBN2025460110080. | 8.355 | 9.369 | 12.076 |
| 2 | BBN2025460210080. | 17.639 | 19.833 | 25.684 |
| 3 | BBN2025460310080. | 27.886 | 31.428 | 40.878 |

H1520 mm

| No. of bays | Item no. | Melamine DKK | Painted DKK | Veneer DKK |
|-------------|-------------------|--------------|-------------|------------|
| 1 | BBN2025560110080. | 9.101 | 10.134 | 12.891 |
| 2 | BBN2025560210080. | 19.131 | 21.363 | 27.314 |
| 3 | BBN2025560310080. | 30.124 | 33.723 | 43.323 |

H1820 mm

| No. of bays | Item no. | Melamine DKK | Painted DKK | Veneer DKK |
|-------------|-------------------|--------------|-------------|------------|
| 1 | BBN2025660110080. | 10.121 | 11.222 | 14.155 |
| 2 | BBN2025660210080. | 21.171 | 23.539 | 29.842 |
| 3 | BBN2025660310080. | 33.184 | 36.987 | 47.115 |

H2120 mm

| No. of bays | Item no. | Melamine DKK | Painted DKK | Veneer DKK |
|-------------|-------------------|--------------|-------------|------------|
| 1 | BBN2025760110080. | 11.127 | 12.292 | 15.398 |
| 2 | BBN2025760210080. | 23.183 | 25.679 | 32.328 |
| 3 | BBN2025760310080. | 36.202 | 40.197 | 50.844 |

LINGO ROUND SHELVING SYSTEM

26° - STEEL BACK PANEL - ADJUSTABLE FEET - WITH TOP PLATE - RIGHT END SECTION

Painted and veneered Lingo Shelving Systems are FSC-certified.

H720 mm

| No. of bays | Item no. | Melamine DKK | Painted DKK | Veneer DKK |
|-------------|-------------------|--------------|-------------|------------|
| 1 | BBN2026260110080. | 6.498 | 7.372 | 9.707 |
| 2 | BBN2026260210080. | 13.925 | 15.839 | 20.946 |
| 3 | BBN2026260310080. | 22.315 | 25.437 | 33.771 |

H920 mm

| No. of bays | Item no. | Melamine DKK | Painted DKK | Veneer DKK |
|-------------|-------------------|--------------|-------------|------------|
| 1 | BBN2026360110080. | 7.257 | 8.191 | 10.682 |
| 2 | BBN2026360210080. | 15.443 | 17.477 | 22.896 |
| 3 | BBN2026360310080. | 24.592 | 27.894 | 36.696 |

H1220 mm

| No. of bays | Item no. | Melamine DKK | Painted DKK | Veneer DKK |
|-------------|-------------------|--------------|-------------|------------|
| 1 | BBN2026460110080. | 8.355 | 9.369 | 12.076 |
| 2 | BBN2026460210080. | 17.639 | 19.833 | 25.684 |
| 3 | BBN2026460310080. | 27.886 | 31.428 | 40.878 |

H1520 mm

| No. of bays | Item no. | Melamine DKK | Painted DKK | Veneer DKK |
|-------------|-------------------|--------------|-------------|------------|
| 1 | BBN2026560110080. | 9.101 | 10.134 | 12.891 |
| 2 | BBN2026560210080. | 19.131 | 21.363 | 27.314 |
| 3 | BBN2026560310080. | 30.124 | 33.723 | 43.323 |

H1820 mm

| No. of bays | Item no. | Melamine DKK | Painted DKK | Veneer DKK |
|-------------|-------------------|--------------|-------------|------------|
| 1 | BBN2026660110080. | 10.121 | 11.222 | 14.155 |
| 2 | BBN2026660210080. | 21.171 | 23.539 | 29.842 |
| 3 | BBN2026660310080. | 33.184 | 36.987 | 47.115 |

H2120 mm

| No. of bays | Item no. | Melamine DKK | Painted DKK | Veneer DKK |
|-------------|-------------------|--------------|-------------|------------|
| 1 | BBN2026760110080. | 11.127 | 12.292 | 15.398 |
| 2 | BBN2026760210080. | 23.183 | 25.679 | 32.328 |
| 3 | BBN2026760310080. | 36.202 | 40.197 | 50.844 |

LINGO ROUND SHELVING SYSTEM

BBN211 - 26° - STEEL BACK FRAME - CASTOR PLATE - FOR TOP SHELF

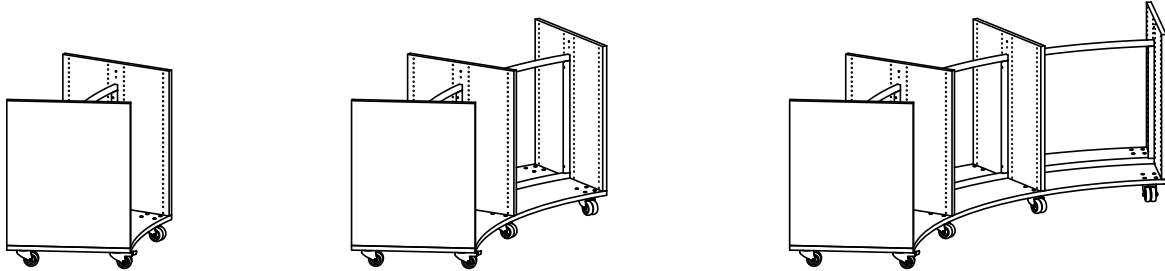


LINGO ROUND SHELVING SYSTEM

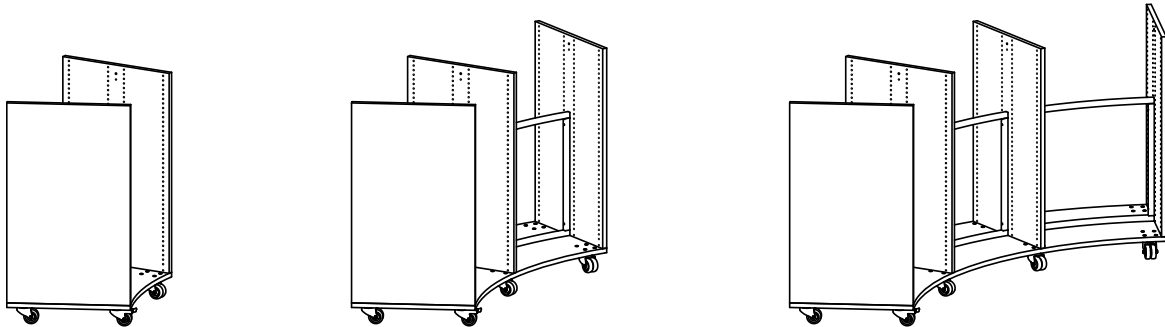
BBN211 - 26° - STEEL BACK FRAME - CASTOR PLATE - FOR TOP SHELF

Round shelving system with wooden panels, steel back frame and castor plate. To be used with top shelf.

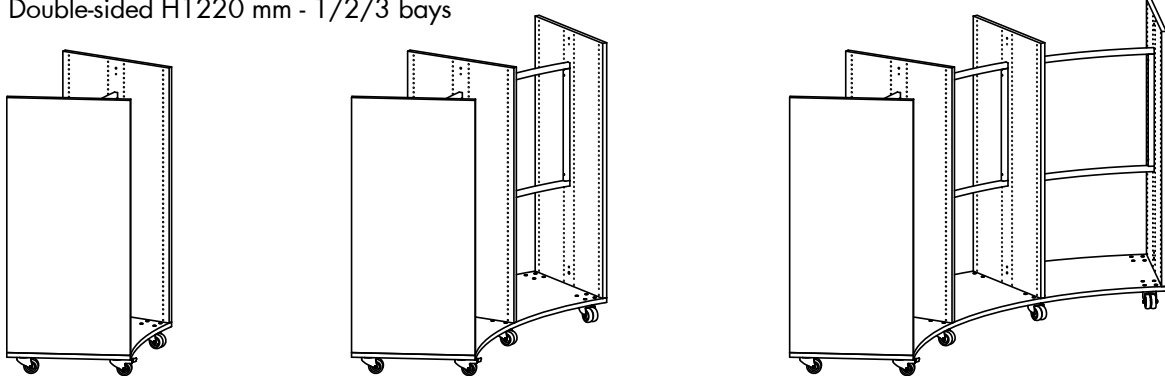
- Prices based on steel price group 1 and wooden price group A (see Design Options pages 6-9).
- For top shelves, see from page 340
- For shelves, see from page 328



Double-sided H920 mm - 1/2/3 bays



Double-sided H1220 mm - 1/2/3 bays



Double-sided H1520 mm - 1/2/3 bays

LINGO ROUND SHELVING SYSTEM

26° - STEEL BACK FRAME - CASTOR PLATE - FOR TOP SHELF

Painted and veneered Lingo Shelving Systems are FSC-certified.

H920 mm

| No. of bays | Item no. | Melamine DKK | Painted DKK | Veneer DKK |
|-------------|------------------|--------------|-------------|------------|
| 1 | BBN211136010006. | 10.603 | 12.114 | 16.141 |
| 2 | BBN211136020006. | 19.456 | 22.168 | 29.397 |
| 3 | BBN211136030006. | 27.915 | 31.758 | 42.003 |

H1220 mm

| No. of bays | Item no. | Melamine DKK | Painted DKK | Veneer DKK |
|-------------|------------------|--------------|-------------|------------|
| 1 | BBN211146010006. | 11.517 | 13.188 | 17.647 |
| 2 | BBN211146020006. | 20.827 | 23.779 | 31.656 |
| 3 | BBN211146030006. | 29.743 | 33.906 | 45.015 |

H1520 mm

| No. of bays | Item no. | Melamine DKK | Painted DKK | Veneer DKK |
|-------------|------------------|--------------|-------------|------------|
| 1 | BBN211156010006. | 11.729 | 13.438 | 17.997 |
| 2 | BBN211156020006. | 21.145 | 24.154 | 32.181 |
| 3 | BBN211156030006. | 30.167 | 34.406 | 45.715 |

LINGO ROUND SHELVING SYSTEM

26° - STEEL BACK FRAME - CASTOR PLATE - FOR TOP SHELF

LINGO ROUND SHELVING SYSTEM

BBN211 - 26° - HIGH STEEL BACK PANEL - CASTOR PLATE - FOR TOP SHELF

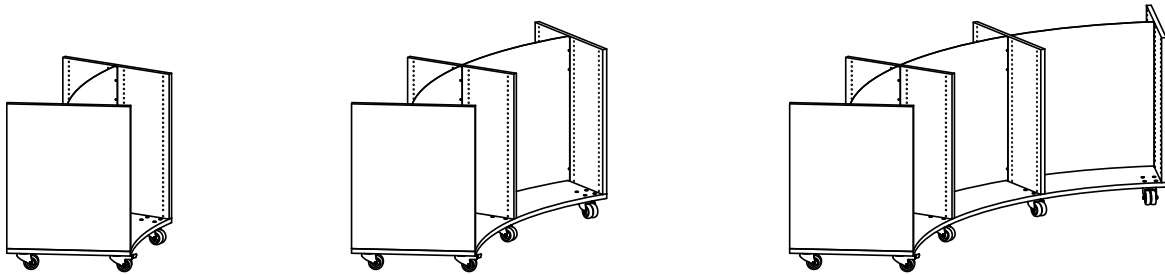


LINGO ROUND SHELVING SYSTEM

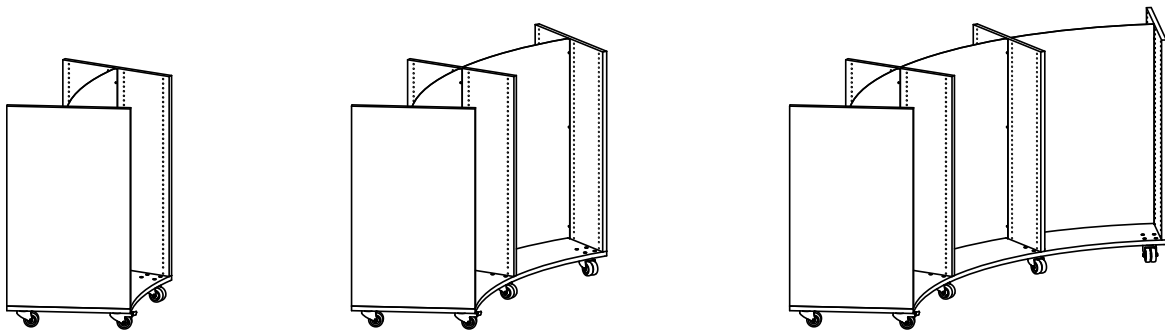
BBN211 - 26° - HIGH STEEL BACK PANEL - CASTOR PLATE - FOR TOP SHELF

Round shelving system with wooden panels, high steel back panel and castor plate.
To be used with top shelves WT5 standard depth top shelf.

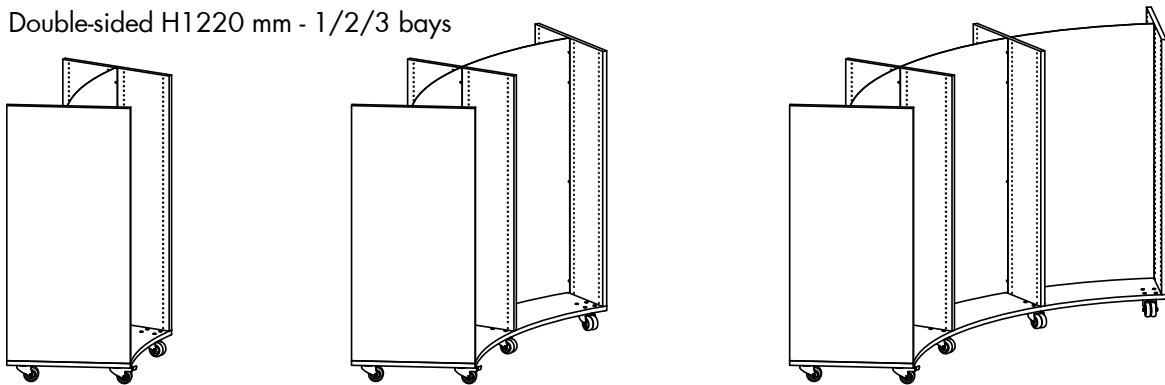
- Prices based on steel price group 1 and wooden price group A (see Design Options pages 6-9).
- For top shelves, see from page 340
- For shelves, see from page 328



Double-sided H920 mm - 1/2/3 bays



Double-sided H1220 mm - 1/2/3 bays



Double-sided H1520 mm - 1/2/3 bays

LINGO ROUND SHELVING SYSTEM

26° - HIGH STEEL BACK PANEL - CASTOR PLATE - FOR TOP SHELF

Painted and veneered Lingo Shelving Systems are FSC-certified.

H920 mm

| No. of bays | Item no. | Melamine DKK | Painted DKK | Veneer DKK |
|-------------|------------------|--------------|-------------|------------|
| 1 | BBN211136010008. | 10.518 | 12.029 | 16.056 |
| 2 | BBN211136020008. | 19.286 | 21.998 | 29.227 |
| 3 | BBN211136030008. | 27.660 | 31.503 | 41.748 |

H1220 mm

| No. of bays | Item no. | Melamine DKK | Painted DKK | Veneer DKK |
|-------------|------------------|--------------|-------------|------------|
| 1 | BBN211146010008. | 12.073 | 13.744 | 18.203 |
| 2 | BBN211146020008. | 21.939 | 24.891 | 32.768 |
| 3 | BBN211146030008. | 31.411 | 35.574 | 46.683 |

H1520 mm

| No. of bays | Item no. | Melamine DKK | Painted DKK | Veneer DKK |
|-------------|------------------|--------------|-------------|------------|
| 1 | BBN211156010008. | 12.925 | 14.634 | 19.193 |
| 2 | BBN211156020008. | 23.537 | 26.546 | 34.573 |
| 3 | BBN211156030008. | 33.755 | 37.994 | 49.303 |

LINGO ROUND SHELVING SYSTEM

26° - HIGH STEEL BACK PANEL - CASTOR PLATE - FOR TOP SHELF

LINGO ROUND SHELVING SYSTEM

BBN211 - 26° - LOW STEEL BACK PANEL - CASTOR PLATE - FOR TOP SHELF

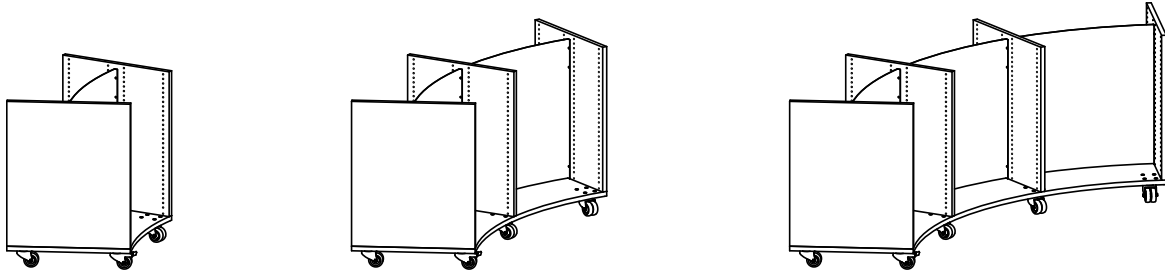


LINGO ROUND SHELVING SYSTEM

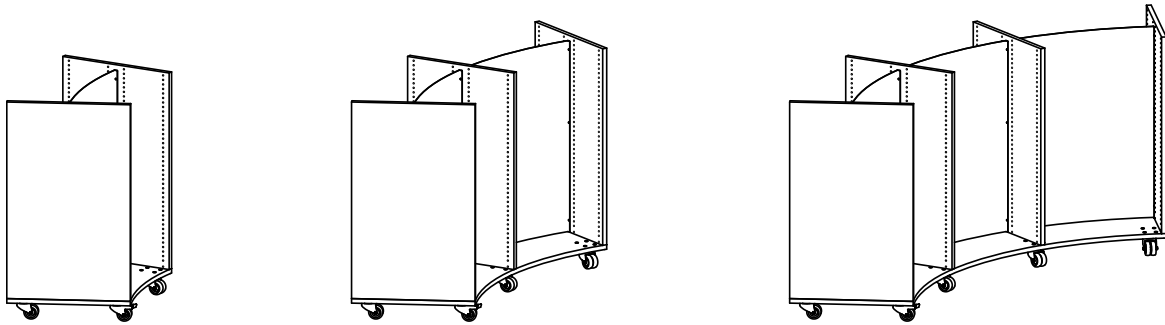
BBN211 - 26° - LOW STEEL BACK PANEL - CASTOR PLATE - FOR TOP SHELF

Round shelving system with wooden panels, low steel back panel and castor plate.
To be used with top shelves WT5 full depth and WT5 double-sided top shelf.

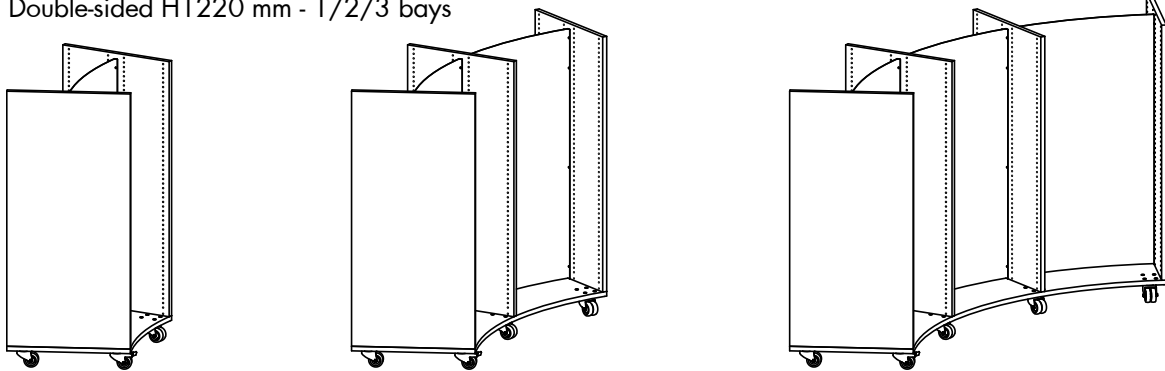
- Prices based on steel price group 1 and wooden price group A (see Design Options pages 6-9).
- For top shelves, see from page 340
- For shelves, see from page 328
- For slat panels, see from page 351 (note slate panel replaces outer panel)



Double-sided H920 mm - 1/2/3 bays



Double-sided H1220 mm - 1/2/3 bays



Double-sided H1520 mm - 1/2/3 bays

LINGO ROUND SHELVING SYSTEM

26° - LOW STEEL BACK PANEL - CASTOR PLATE - FOR TOP SHELF

Painted and veneered Lingo Shelving Systems are FSC-certified.

H920 mm

| No. of bays | Item no. | Melamine DKK | Painted DKK | Veneer DKK |
|-------------|------------------|--------------|-------------|------------|
| 1 | BBN211136010007. | 10.518 | 12.029 | 16.056 |
| 2 | BBN211136020007. | 19.286 | 21.998 | 29.227 |
| 3 | BBN211136030007. | 27.660 | 31.503 | 41.748 |

H1220 mm

| No. of bays | Item no. | Melamine DKK | Painted DKK | Veneer DKK |
|-------------|------------------|--------------|-------------|------------|
| 1 | BBN211146010007. | 12.073 | 13.744 | 18.203 |
| 2 | BBN211146020007. | 21.939 | 24.891 | 32.768 |
| 3 | BBN211146030007. | 31.411 | 35.574 | 46.683 |

H1520 mm

| No. of bays | Item no. | Melamine DKK | Painted DKK | Veneer DKK |
|-------------|------------------|--------------|-------------|------------|
| 1 | BBN211156010007. | 12.925 | 14.634 | 19.193 |
| 2 | BBN211156020007. | 23.537 | 26.546 | 34.573 |
| 3 | BBN211156030007. | 33.755 | 37.994 | 49.303 |

LINGO ROUND SHELVING SYSTEM

26° - LOW STEEL BACK PANEL - CASTOR PLATE - FOR TOP SHELF

LINGO ROUND SHELVING SYSTEM

BBN212 - 26° - STEEL BACK FRAME - CASTOR PLATE - WITH OVERLAYING TOP PLATE

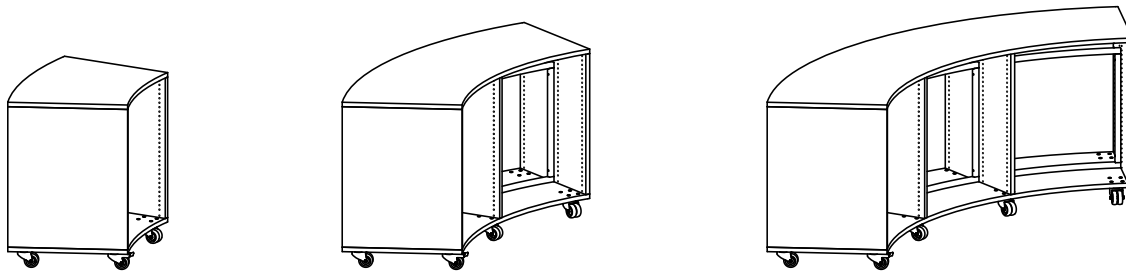


LINGO ROUND SHELVING SYSTEM

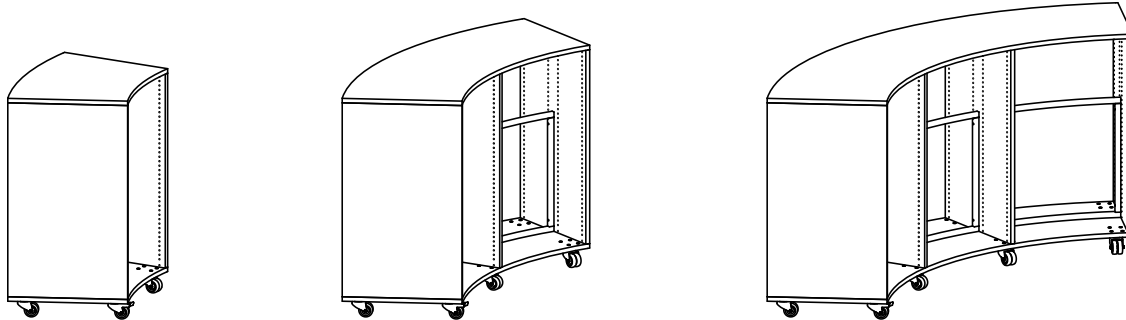
BBN212 - 26° - STEEL BACK FRAME - CASTOR PLATE - WITH OVERLAYING TOP PLATE

Round shelving system with wooden panels, steel back frame, castor plate and overlaying top plate.

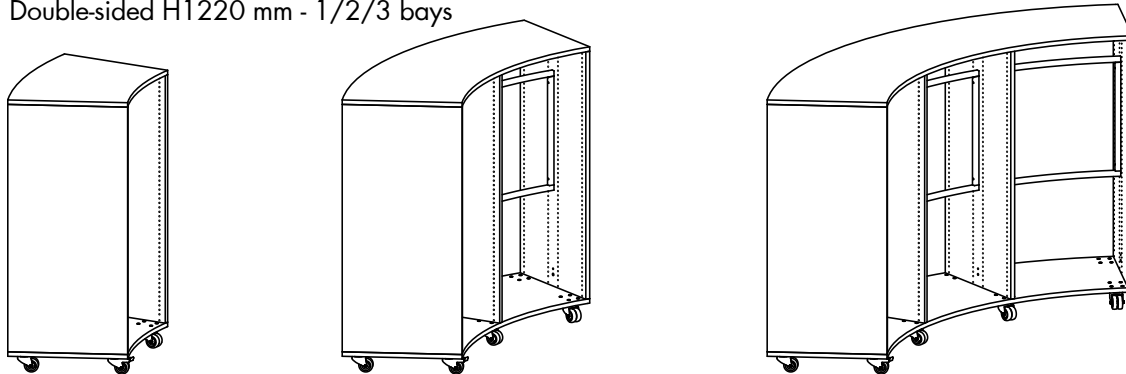
- Prices based on steel price group 1 and wooden price group A (see Design Options pages 6-9).
- For shelves, see from page 328



Double-sided H920 mm - 1/2/3 bays



Double-sided H1220 mm - 1/2/3 bays



Double-sided H1520 mm - 1/2/3 bays

LINGO ROUND SHELVING SYSTEM

26° - STEEL BACK FRAME - CASTOR PLATE - WITH OVERLAYING TOP PLATE

Painted and veneered Lingo Shelving Systems are FSC-certified.

H920 mm

| No. of bays | Item no. | Melamine DKK | Painted DKK | Veneer DKK |
|-------------|------------------|--------------|-------------|------------|
| 1 | BBN212136011006. | 14.381 | 16.558 | 22.364 |
| 2 | BBN212136021006. | 27.926 | 32.132 | 43.347 |
| 3 | BBN212136031006. | 42.042 | 48.377 | 65.270 |

H1220 mm

| No. of bays | Item no. | Melamine DKK | Painted DKK | Veneer DKK |
|-------------|------------------|--------------|-------------|------------|
| 1 | BBN212146011006. | 15.295 | 17.632 | 23.870 |
| 2 | BBN212146021006. | 29.297 | 33.743 | 45.606 |
| 3 | BBN212146031006. | 43.870 | 50.525 | 68.282 |

H1520 mm

| No. of bays | Item no. | Melamine DKK | Painted DKK | Veneer DKK |
|-------------|------------------|--------------|-------------|------------|
| 1 | BBN212156011006. | 15.507 | 17.882 | 24.220 |
| 2 | BBN212156021006. | 29.615 | 34.118 | 46.131 |
| 3 | BBN212156031006. | 44.294 | 51.025 | 68.982 |

LINGO ROUND SHELVING SYSTEM

26° - STEEL BACK FRAME - CASTOR PLATE - WITH OVERLAYING TOP PLATE

LINGO ROUND SHELVING SYSTEM

BBN212 - 26° - STEEL BACK PANEL - CASTOR PLATE - WITH OVERLAYING TOP PLATE

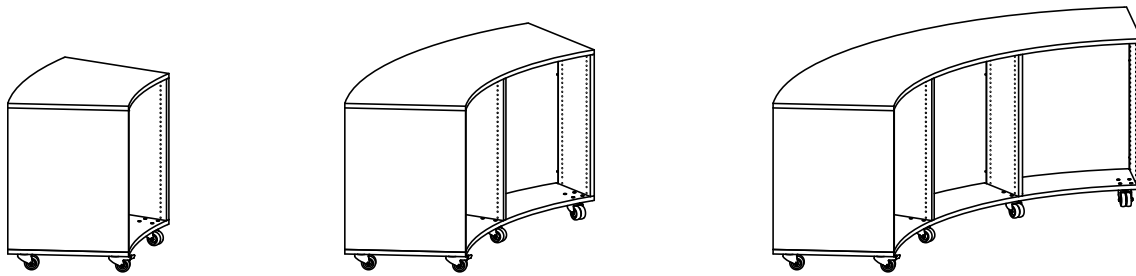


LINGO ROUND SHELVING SYSTEM

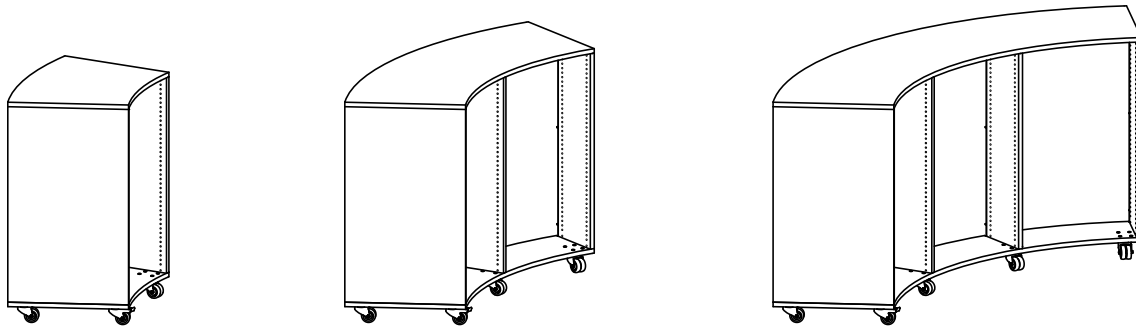
BBN212 - 26° - STEEL BACK PANEL - CASTOR PLATE - WITH OVERLAYING TOP PLATE

Round shelving system with wooden panels, steel back panel, castor plate and overlaying top plate.

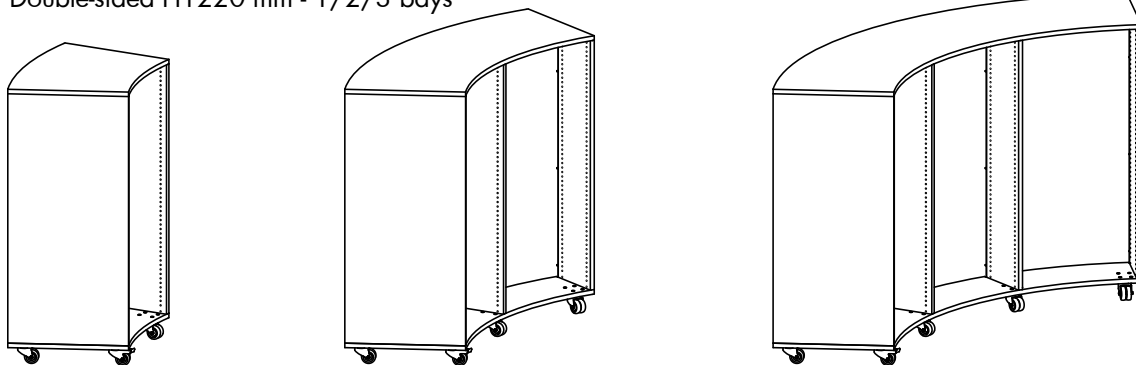
- Prices based on steel price group 1 and wooden price group A (see Design Options pages 6-9).
- For shelves, see from page 328



Double-sided H920 mm - 1/2/3 bays



Double-sided H1220 mm - 1/2/3 bays



Double-sided H1520 mm - 1/2/3 bays

LINGO ROUND SHELVING SYSTEM

26° - STEEL BACK PANEL - CASTOR PLATE - WITH OVERLAYING TOP PLATE

Painted and veneered Lingo Shelving Systems are FSC-certified.

H920 mm

| No. of bays | Item no. | Melamine DKK | Painted DKK | Veneer DKK |
|-------------|------------------|--------------|-------------|------------|
| 1 | BBN212136011008. | 14.296 | 16.473 | 22.279 |
| 2 | BBN212136021008. | 27.756 | 31.962 | 43.177 |
| 3 | BBN212136031008. | 41.787 | 48.122 | 65.015 |

H1220 mm

| No. of bays | Item no. | Melamine DKK | Painted DKK | Veneer DKK |
|-------------|------------------|--------------|-------------|------------|
| 1 | BBN212146011008. | 15.851 | 18.188 | 24.426 |
| 2 | BBN212146021008. | 30.409 | 34.855 | 46.718 |
| 3 | BBN212146031008. | 45.538 | 52.193 | 69.950 |

H1520 mm

| No. of bays | Item no. | Melamine DKK | Painted DKK | Veneer DKK |
|-------------|------------------|--------------|-------------|------------|
| 1 | BBN212156011008. | 16.703 | 19.078 | 25.416 |
| 2 | BBN212156021008. | 32.007 | 36.510 | 48.523 |
| 3 | BBN212156031008. | 47.882 | 54.613 | 72.570 |

LINGO ROUND SHELVING SYSTEM

26° - STEEL BACK PANEL - CASTOR PLATE - WITH OVERLAYING TOP PLATE

LINGO ROUND SHELVING SYSTEM

BBN221 - 18° - STEEL BACK FRAME - ADJUSTABLE FEET - FOR TOP SHELF

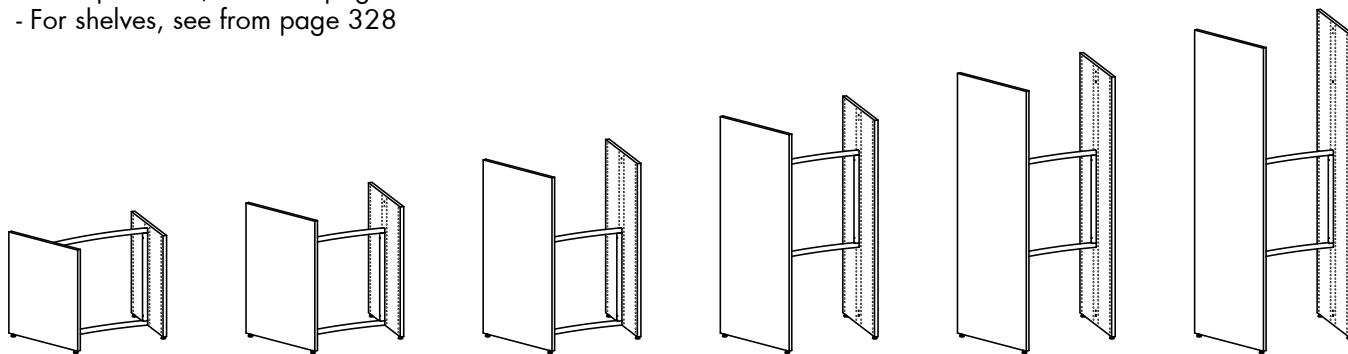


LINGO ROUND SHELVING SYSTEM

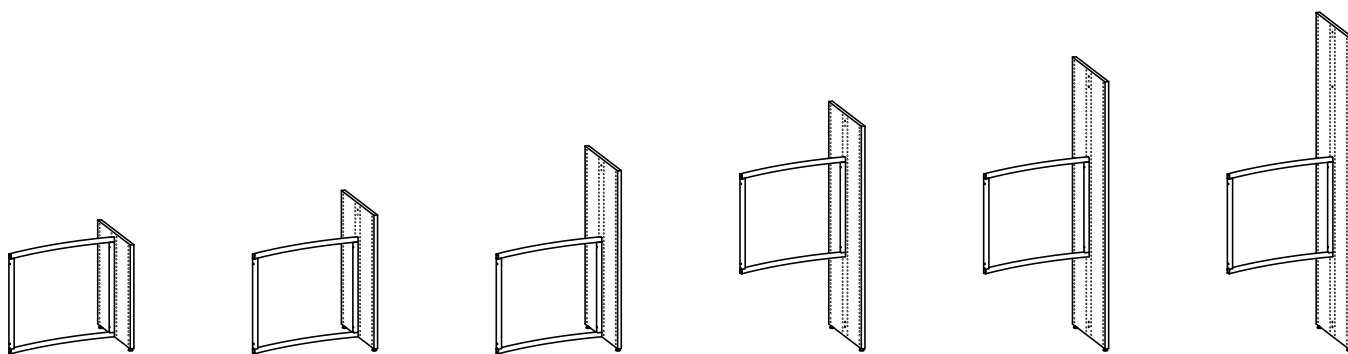
BBN221 - 18° - STEEL BACK FRAME - ADJUSTABLE FEET - FOR TOP SHELF

Round shelving system with wooden panels and steel back frame. To be used with top shelf.
Freestanding bay includes 2 end wooden panels and 1 or 2 steel back frame depending on height.
Intermediate bay includes 1 intermediate wooden panel and 1 steel back frame.

- Prices based on steel price group 1 and wooden price group A (see Design Options pages 6-9).
- For top shelves, see from page 340
- For shelves, see from page 328



Double-sided freestanding bay - H720/920/1220/1520/1820/2120 mm



Double-sided intermediate bay - H720/920/1220/1520/1820/2120 mm

LINGO ROUND SHELVING SYSTEM

18° - STEEL BACK FRAME - ADJUSTABLE FEET - FOR TOP SHELF

Painted and veneered Lingo Shelving Systems are FSC-certified.

H720 mm

| No. of bays | Item no. Freestanding bay | Melamine DKK | Painted DKK | Veneer DKK | Item no. Intermediate bay | Melamine DKK | Painted DKK | Veneer DKK |
|-------------|---------------------------|--------------|-------------|------------|---------------------------|--------------|-------------|------------|
| 1 | BBN2211260100060. | 4.438 | 4.858 | 6.164 | BBN2214260100060. | 3.244 | 3.454 | 4.017 |
| 2 | BBN2211260200060. | 7.682 | 8.312 | 10.181 | BBN2214260200060. | 6.488 | 6.908 | 8.034 |
| 3 | BBN2211260300060. | 10.926 | 11.766 | 14.198 | BBN2214260300060. | 9.732 | 10.362 | 12.051 |
| 4 | BBN2211260400060. | 14.170 | 15.220 | 18.215 | BBN2214260400060. | 12.976 | 13.816 | 16.068 |
| 5 | BBN2211260500060. | 17.414 | 18.674 | 22.232 | BBN2214260500060. | 16.220 | 17.270 | 20.085 |
| 6 | BBN2211260600060. | 20.658 | 22.128 | 26.249 | BBN2214260600060. | 19.464 | 20.724 | 24.102 |
| 7 | BBN2211260700060. | 23.902 | 25.582 | 30.266 | BBN2214260700060. | 22.708 | 24.178 | 28.119 |
| 8 | BBN2211260800060. | 27.146 | 29.036 | 34.283 | BBN2214260800060. | 25.952 | 27.632 | 32.136 |
| 9 | BBN2211260900060. | 30.390 | 32.490 | 38.300 | BBN2214260900060. | 29.196 | 31.086 | 36.153 |
| 10 | BBN2211261000060. | 33.634 | 35.944 | 42.317 | BBN2214261000060. | 32.440 | 34.540 | 40.170 |
| 11 | BBN2211261100060. | 36.878 | 39.398 | 46.334 | | | | |
| 12 | BBN2211261200060. | 40.122 | 42.852 | 50.351 | | | | |
| 13 | BBN2211261300060. | 43.366 | 46.306 | 54.368 | | | | |
| 14 | BBN2211261400060. | 46.610 | 49.760 | 58.385 | | | | |
| 15 | BBN2211261500060. | 49.854 | 53.214 | 62.402 | | | | |
| 16 | BBN2211261600060. | 53.098 | 56.668 | 66.419 | | | | |
| 17 | BBN2211261700060. | 56.342 | 60.122 | 70.436 | | | | |
| 18 | BBN2211261800060. | 59.586 | 63.576 | 74.453 | | | | |

H920 mm

| No. of bays | Item no. Freestanding bay | Melamine DKK | Painted DKK | Veneer DKK | Item no. Intermediate bay | Melamine DKK | Painted DKK | Veneer DKK |
|-------------|---------------------------|--------------|-------------|------------|---------------------------|--------------|-------------|------------|
| 1 | BBN2211360100060. | 5.102 | 5.642 | 7.080 | BBN2214360100060. | 3.576 | 3.846 | 4.565 |
| 2 | BBN2211360200060. | 8.678 | 9.488 | 11.645 | BBN2214360200060. | 7.152 | 7.692 | 9.130 |
| 3 | BBN2211360300060. | 12.254 | 13.334 | 16.210 | BBN2214360300060. | 10.728 | 11.538 | 13.695 |
| 4 | BBN2211360400060. | 15.830 | 17.180 | 20.775 | BBN2214360400060. | 14.304 | 15.384 | 18.260 |
| 5 | BBN2211360500060. | 19.406 | 21.026 | 25.340 | BBN2214360500060. | 17.880 | 19.230 | 22.825 |
| 6 | BBN2211360600060. | 22.982 | 24.872 | 29.905 | BBN2214360600060. | 21.456 | 23.076 | 27.390 |
| 7 | BBN2211360700060. | 26.558 | 28.718 | 34.470 | BBN2214360700060. | 25.032 | 26.922 | 31.955 |
| 8 | BBN2211360800060. | 30.134 | 32.564 | 39.035 | BBN2214360800060. | 28.608 | 30.768 | 36.520 |
| 9 | BBN2211360900060. | 33.710 | 36.410 | 43.600 | BBN2214360900060. | 32.184 | 34.614 | 41.085 |
| 10 | BBN2211361000060. | 37.286 | 40.256 | 48.165 | BBN2214361000060. | 35.760 | 38.460 | 45.650 |
| 11 | BBN2211361100060. | 40.862 | 44.102 | 52.730 | | | | |
| 12 | BBN2211361200060. | 44.438 | 47.948 | 57.295 | | | | |
| 13 | BBN2211361300060. | 48.014 | 51.794 | 61.860 | | | | |
| 14 | BBN2211361400060. | 51.590 | 55.640 | 66.425 | | | | |
| 15 | BBN2211361500060. | 55.166 | 59.486 | 70.990 | | | | |
| 16 | BBN2211361600060. | 58.742 | 63.332 | 75.555 | | | | |
| 17 | BBN2211361700060. | 62.318 | 67.178 | 80.120 | | | | |
| 18 | BBN2211361800060. | 65.894 | 71.024 | 84.685 | | | | |

H1220 mm

| No. of bays | Item no. Freestanding bay | Melamine DKK | Painted DKK | Veneer DKK | Item no. Intermediate bay | Melamine DKK | Painted DKK | Veneer DKK |
|-------------|---------------------------|--------------|-------------|------------|---------------------------|--------------|-------------|------------|
| 1 | BBN2211460100060. | 6.016 | 6.716 | 8.586 | BBN2214460100060. | 4.033 | 4.383 | 5.318 |
| 2 | BBN2211460200060. | 10.049 | 11.099 | 13.904 | BBN2214460200060. | 8.066 | 8.766 | 10.636 |
| 3 | BBN2211460300060. | 14.082 | 15.482 | 19.222 | BBN2214460300060. | 12.099 | 13.149 | 15.954 |
| 4 | BBN2211460400060. | 18.115 | 19.865 | 24.540 | BBN2214460400060. | 16.132 | 17.532 | 21.272 |
| 5 | BBN2211460500060. | 22.148 | 24.248 | 29.858 | BBN2214460500060. | 20.165 | 21.915 | 26.590 |
| 6 | BBN2211460600060. | 26.181 | 28.631 | 35.176 | BBN2214460600060. | 24.198 | 26.298 | 31.908 |
| 7 | BBN2211460700060. | 30.214 | 33.014 | 40.494 | BBN2214460700060. | 28.231 | 30.681 | 37.226 |
| 8 | BBN2211460800060. | 34.247 | 37.397 | 45.812 | BBN2214460800060. | 32.264 | 35.064 | 42.544 |
| 9 | BBN2211460900060. | 38.280 | 41.780 | 51.130 | BBN2214460900060. | 36.297 | 39.447 | 47.862 |
| 10 | BBN2211461000060. | 42.313 | 46.163 | 56.448 | BBN2214461000060. | 40.330 | 43.830 | 53.180 |
| 11 | BBN2211461100060. | 46.346 | 50.546 | 61.766 | | | | |
| 12 | BBN2211461200060. | 50.379 | 54.929 | 67.084 | | | | |
| 13 | BBN2211461300060. | 54.412 | 59.312 | 72.402 | | | | |
| 14 | BBN2211461400060. | 58.445 | 63.695 | 77.720 | | | | |
| 15 | BBN2211461500060. | 62.478 | 68.078 | 83.038 | | | | |
| 16 | BBN2211461600060. | 66.511 | 72.461 | 88.356 | | | | |
| 17 | BBN2211461700060. | 70.544 | 76.844 | 93.674 | | | | |
| 18 | BBN2211461800060. | 74.577 | 81.227 | 98.992 | | | | |

LINGO ROUND SHELVING SYSTEM

18° - STEEL BACK FRAME - ADJUSTABLE FEET - FOR TOP SHELF

Painted and veneered Lingo Shelving Systems are FSC-certified.

H1520 mm

| No. of bays | Item no. Freestanding bay | Melamine DKK | Painted DKK | Veneer DKK | Item no. Intermediate bay | Melamine DKK | Painted DKK | Veneer DKK |
|-------------|---------------------------|--------------|-------------|------------|---------------------------|--------------|-------------|------------|
| 1 | BBN2211560100060. | 6.228 | 6.966 | 8.936 | BBN2214560100060. | 4.139 | 4.508 | 5.493 |
| 2 | BBN2211560200060. | 10.367 | 11.474 | 14.429 | BBN2214560200060. | 8.278 | 9.016 | 10.986 |
| 3 | BBN2211560300060. | 14.506 | 15.982 | 19.922 | BBN2214560300060. | 12.417 | 13.524 | 16.479 |
| 4 | BBN2211560400060. | 18.645 | 20.490 | 25.415 | BBN2214560400060. | 16.556 | 18.032 | 21.972 |
| 5 | BBN2211560500060. | 22.784 | 24.998 | 30.908 | BBN2214560500060. | 20.695 | 22.540 | 27.465 |
| 6 | BBN2211560600060. | 26.923 | 29.506 | 36.401 | BBN2214560600060. | 24.834 | 27.048 | 32.958 |
| 7 | BBN2211560700060. | 31.062 | 34.014 | 41.894 | BBN2214560700060. | 28.973 | 31.556 | 38.451 |
| 8 | BBN2211560800060. | 35.201 | 38.522 | 47.387 | BBN2214560800060. | 33.112 | 36.064 | 43.944 |
| 9 | BBN2211560900060. | 39.340 | 43.030 | 52.880 | BBN2214560900060. | 37.251 | 40.572 | 49.437 |
| 10 | BBN2211561000060. | 43.479 | 47.538 | 58.373 | BBN2214561000060. | 41.390 | 45.080 | 54.930 |
| 11 | BBN2211561100060. | 47.618 | 52.046 | 63.866 | | | | |
| 12 | BBN2211561200060. | 51.757 | 56.554 | 69.359 | | | | |
| 13 | BBN2211561300060. | 55.896 | 61.062 | 74.852 | | | | |
| 14 | BBN2211561400060. | 60.035 | 65.570 | 80.345 | | | | |
| 15 | BBN2211561500060. | 64.174 | 70.078 | 85.838 | | | | |
| 16 | BBN2211561600060. | 68.313 | 74.586 | 91.331 | | | | |
| 17 | BBN2211561700060. | 72.452 | 79.094 | 96.824 | | | | |
| 18 | BBN2211561800060. | 76.591 | 83.602 | 102.317 | | | | |

H1820 mm

| No. of bays | Item no. Freestanding bay | Melamine DKK | Painted DKK | Veneer DKK | Item no. Intermediate bay | Melamine DKK | Painted DKK | Veneer DKK |
|-------------|---------------------------|--------------|-------------|------------|---------------------------|--------------|-------------|------------|
| 1 | BBN2211660100060. | 6.986 | 7.860 | 10.182 | BBN2214660100060. | 4.518 | 4.955 | 6.116 |
| 2 | BBN2211660200060. | 11.504 | 12.815 | 16.298 | BBN2214660200060. | 9.036 | 9.910 | 12.232 |
| 3 | BBN2211660300060. | 16.022 | 17.770 | 22.414 | BBN2214660300060. | 13.554 | 14.865 | 18.348 |
| 4 | BBN2211660400060. | 20.540 | 22.725 | 28.530 | BBN2214660400060. | 18.072 | 19.820 | 24.464 |
| 5 | BBN2211660500060. | 25.058 | 27.680 | 34.646 | BBN2214660500060. | 22.590 | 24.775 | 30.580 |
| 6 | BBN2211660600060. | 29.576 | 32.635 | 40.762 | BBN2214660600060. | 27.108 | 29.730 | 36.696 |
| 7 | BBN2211660700060. | 34.094 | 37.590 | 46.878 | BBN2214660700060. | 31.626 | 34.685 | 42.812 |
| 8 | BBN2211660800060. | 38.612 | 42.545 | 52.994 | BBN2214660800060. | 36.144 | 39.640 | 48.928 |
| 9 | BBN2211660900060. | 43.130 | 47.500 | 59.110 | BBN2214660900060. | 40.662 | 44.595 | 55.044 |
| 10 | BBN2211661000060. | 47.648 | 52.455 | 65.226 | BBN2214661000060. | 45.180 | 49.550 | 61.160 |
| 11 | BBN2211661100060. | 52.166 | 57.410 | 71.342 | | | | |
| 12 | BBN2211661200060. | 56.684 | 62.365 | 77.458 | | | | |
| 13 | BBN2211661300060. | 61.202 | 67.320 | 83.574 | | | | |
| 14 | BBN2211661400060. | 65.720 | 72.275 | 89.690 | | | | |
| 15 | BBN2211661500060. | 70.238 | 77.230 | 95.806 | | | | |
| 16 | BBN2211661600060. | 74.756 | 82.185 | 101.922 | | | | |
| 17 | BBN2211661700060. | 79.274 | 87.140 | 108.038 | | | | |
| 18 | BBN2211661800060. | 83.792 | 92.095 | 114.154 | | | | |

H2120 mm

| No. of bays | Item no. Freestanding bay | Melamine DKK | Painted DKK | Veneer DKK | Item no. Intermediate bay | Melamine DKK | Painted DKK | Veneer DKK |
|-------------|---------------------------|--------------|-------------|------------|---------------------------|--------------|-------------|------------|
| 1 | BBN2211760100060. | 7.718 | 8.720 | 11.388 | BBN2214760100060. | 4.884 | 5.385 | 6.719 |
| 2 | BBN2211760200060. | 12.602 | 14.105 | 18.107 | BBN2214760200060. | 9.768 | 10.770 | 13.438 |
| 3 | BBN2211760300060. | 17.486 | 19.490 | 24.826 | BBN2214760300060. | 14.652 | 16.155 | 20.157 |
| 4 | BBN2211760400060. | 22.370 | 24.875 | 31.545 | BBN2214760400060. | 19.536 | 21.540 | 26.876 |
| 5 | BBN2211760500060. | 27.254 | 30.260 | 38.264 | BBN2214760500060. | 24.420 | 26.925 | 33.595 |
| 6 | BBN2211760600060. | 32.138 | 35.645 | 44.983 | BBN2214760600060. | 29.304 | 32.310 | 40.314 |
| 7 | BBN2211760700060. | 37.022 | 41.030 | 51.702 | BBN2214760700060. | 34.188 | 37.695 | 47.033 |
| 8 | BBN2211760800060. | 41.906 | 46.415 | 58.421 | BBN2214760800060. | 39.072 | 43.080 | 53.752 |
| 9 | BBN2211760900060. | 46.790 | 51.800 | 65.140 | BBN2214760900060. | 43.956 | 48.465 | 60.471 |
| 10 | BBN2211761000060. | 51.674 | 57.185 | 71.859 | BBN2214761000060. | 48.840 | 53.850 | 67.190 |
| 11 | BBN2211761100060. | 56.558 | 62.570 | 78.578 | | | | |
| 12 | BBN2211761200060. | 61.442 | 67.955 | 85.297 | | | | |
| 13 | BBN2211761300060. | 66.326 | 73.340 | 92.016 | | | | |
| 14 | BBN2211761400060. | 71.210 | 78.725 | 98.735 | | | | |
| 15 | BBN2211761500060. | 76.094 | 84.110 | 105.454 | | | | |
| 16 | BBN2211761600060. | 80.978 | 89.495 | 112.173 | | | | |
| 17 | BBN2211761700060. | 85.862 | 94.880 | 118.892 | | | | |
| 18 | BBN2211761800060. | 90.746 | 100.265 | 125.611 | | | | |

LINGO ROUND SHELVING SYSTEM

BBN221 - 18° - HIGH STEEL BACK PANEL - ADJUSTABLE FEET - FOR TOP SHELF



LINGO ROUND SHELVING SYSTEM

BBN221 - 18° - HIGH STEEL BACK PANEL - ADJUSTABLE FEET - FOR TOP SHELF

Round shelving system with wooden panels and high steel back panel.

To be used with top shelf WT5 standard depth top shelf.

Freestanding bay includes 2 wooden end panels and 1 high steel back panel.

Intermediate bay includes 1 intermediate wooden panel and 1 high steel back panel.

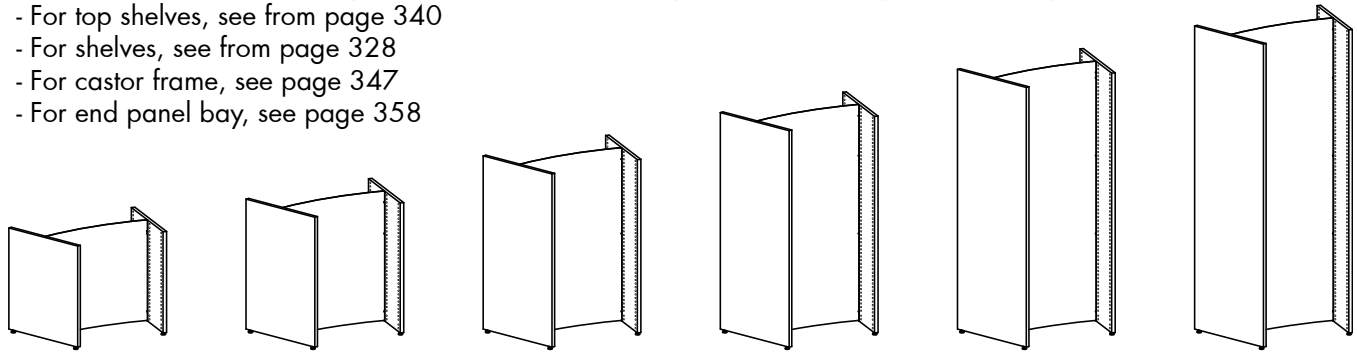
- Prices based on steel price group 1 and wooden price group A (see Design Options pages 6-9).

- For top shelves, see from page 340

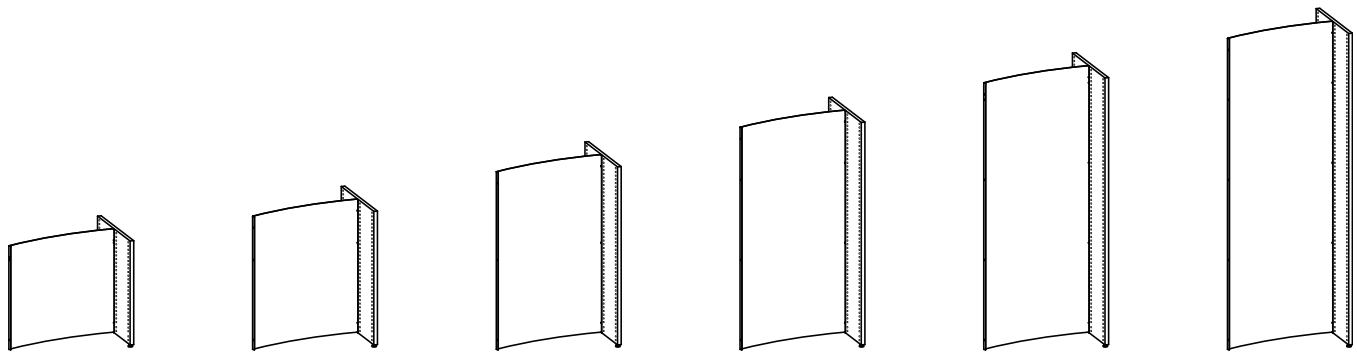
- For shelves, see from page 328

- For castor frame, see page 347

- For end panel bay, see page 358



Double-sided freestanding bay - H720/920/1220/1520/1820/2120 mm



Double-sided intermediate bay - H720/920/1220/1520/1820/2120 mm

LINGO ROUND SHELVING SYSTEM

18° - HIGH STEEL BACK PANEL - ADJUSTABLE FEET - FOR TOP SHELF

Painted and veneered Lingo Shelving Systems are FSC-certified.

H720 mm

| No. of bays | Item no. Freestanding bay | Melamine DKK | Painted DKK | Veneer DKK | Item no. Intermediate bay | Melamine DKK | Painted DKK | Veneer DKK |
|-------------|---------------------------|--------------|-------------|------------|---------------------------|--------------|-------------|------------|
| 1 | BBN2211260100070. | 3.926 | 4.346 | 5.652 | BBN2214260100070. | 2.732 | 2.942 | 3.505 |
| 2 | BBN2211260200070. | 6.658 | 7.288 | 9.157 | BBN2214260200070. | 5.464 | 5.884 | 7.010 |
| 3 | BBN2211260300070. | 9.390 | 10.230 | 12.662 | BBN2214260300070. | 8.196 | 8.826 | 10.515 |
| 4 | BBN2211260400070. | 12.122 | 13.172 | 16.167 | BBN2214260400070. | 10.928 | 11.768 | 14.020 |
| 5 | BBN2211260500070. | 14.854 | 16.114 | 19.672 | BBN2214260500070. | 13.660 | 14.710 | 17.525 |
| 6 | BBN2211260600070. | 17.586 | 19.056 | 23.177 | BBN2214260600070. | 16.392 | 17.652 | 21.030 |
| 7 | BBN2211260700070. | 20.318 | 21.998 | 26.682 | BBN2214260700070. | 19.124 | 20.594 | 24.535 |
| 8 | BBN2211260800070. | 23.050 | 24.940 | 30.187 | BBN2214260800070. | 21.856 | 23.536 | 28.040 |
| 9 | BBN2211260900070. | 25.782 | 27.882 | 33.692 | BBN2214260900070. | 24.588 | 26.478 | 31.545 |
| 10 | BBN2211261000070. | 28.514 | 30.824 | 37.197 | BBN2214261000070. | 27.320 | 29.420 | 35.050 |
| 11 | BBN2211261100070. | 31.246 | 33.766 | 40.702 | | | | |
| 12 | BBN2211261200070. | 33.978 | 36.708 | 44.207 | | | | |
| 13 | BBN2211261300070. | 36.710 | 39.650 | 47.712 | | | | |
| 14 | BBN2211261400070. | 39.442 | 42.592 | 51.217 | | | | |
| 15 | BBN2211261500070. | 42.174 | 45.534 | 54.722 | | | | |
| 16 | BBN2211261600070. | 44.906 | 48.476 | 58.227 | | | | |
| 17 | BBN2211261700070. | 47.638 | 51.418 | 61.732 | | | | |
| 18 | BBN2211261800070. | 50.370 | 54.360 | 65.237 | | | | |

H920 mm

| No. of bays | Item no. Freestanding bay | Melamine DKK | Painted DKK | Veneer DKK | Item no. Intermediate bay | Melamine DKK | Painted DKK | Veneer DKK |
|-------------|---------------------------|--------------|-------------|------------|---------------------------|--------------|-------------|------------|
| 1 | BBN2211360100070. | 5.017 | 5.557 | 6.995 | BBN2214360100070. | 3.491 | 3.761 | 4.480 |
| 2 | BBN2211360200070. | 8.508 | 9.318 | 11.475 | BBN2214360200070. | 6.982 | 7.522 | 8.960 |
| 3 | BBN2211360300070. | 11.999 | 13.079 | 15.955 | BBN2214360300070. | 10.473 | 11.283 | 13.440 |
| 4 | BBN2211360400070. | 15.490 | 16.840 | 20.435 | BBN2214360400070. | 13.964 | 15.044 | 17.920 |
| 5 | BBN2211360500070. | 18.981 | 20.601 | 24.915 | BBN2214360500070. | 17.455 | 18.805 | 22.400 |
| 6 | BBN2211360600070. | 22.472 | 24.362 | 29.395 | BBN2214360600070. | 20.946 | 22.566 | 26.880 |
| 7 | BBN2211360700070. | 25.963 | 28.123 | 33.875 | BBN2214360700070. | 24.437 | 26.327 | 31.360 |
| 8 | BBN2211360800070. | 29.454 | 31.884 | 38.355 | BBN2214360800070. | 27.928 | 30.088 | 35.840 |
| 9 | BBN2211360900070. | 32.945 | 35.645 | 42.835 | BBN2214360900070. | 31.419 | 33.849 | 40.320 |
| 10 | BBN2211361000070. | 36.436 | 39.406 | 47.315 | BBN2214361000070. | 34.910 | 37.610 | 44.800 |
| 11 | BBN2211361100070. | 39.927 | 43.167 | 51.795 | | | | |
| 12 | BBN2211361200070. | 43.418 | 46.928 | 56.275 | | | | |
| 13 | BBN2211361300070. | 46.909 | 50.689 | 60.755 | | | | |
| 14 | BBN2211361400070. | 50.400 | 54.450 | 65.235 | | | | |
| 15 | BBN2211361500070. | 53.891 | 58.211 | 69.715 | | | | |
| 16 | BBN2211361600070. | 57.382 | 61.972 | 74.195 | | | | |
| 17 | BBN2211361700070. | 60.873 | 65.733 | 78.675 | | | | |
| 18 | BBN2211361800070. | 64.364 | 69.494 | 83.155 | | | | |

H1220 mm

| No. of bays | Item no. Freestanding bay | Melamine DKK | Painted DKK | Veneer DKK | Item no. Intermediate bay | Melamine DKK | Painted DKK | Veneer DKK |
|-------------|---------------------------|--------------|-------------|------------|---------------------------|--------------|-------------|------------|
| 1 | BBN2211460100070. | 6.572 | 7.272 | 9.142 | BBN2214460100070. | 4.589 | 4.939 | 5.874 |
| 2 | BBN2211460200070. | 11.161 | 12.211 | 15.016 | BBN2214460200070. | 9.178 | 9.878 | 11.748 |
| 3 | BBN2211460300070. | 15.750 | 17.150 | 20.890 | BBN2214460300070. | 13.767 | 14.817 | 17.622 |
| 4 | BBN2211460400070. | 20.339 | 22.089 | 26.764 | BBN2214460400070. | 18.356 | 19.756 | 23.496 |
| 5 | BBN2211460500070. | 24.928 | 27.028 | 32.638 | BBN2214460500070. | 22.945 | 24.695 | 29.370 |
| 6 | BBN2211460600070. | 29.517 | 31.967 | 38.512 | BBN2214460600070. | 27.534 | 29.634 | 35.244 |
| 7 | BBN2211460700070. | 34.106 | 36.906 | 44.386 | BBN2214460700070. | 32.123 | 34.573 | 41.118 |
| 8 | BBN2211460800070. | 38.695 | 41.845 | 50.260 | BBN2214460800070. | 36.712 | 39.512 | 46.992 |
| 9 | BBN2211460900070. | 43.284 | 46.784 | 56.134 | BBN2214460900070. | 41.301 | 44.451 | 52.866 |
| 10 | BBN2211461000070. | 47.873 | 51.723 | 62.008 | BBN2214461000070. | 45.890 | 49.390 | 58.740 |
| 11 | BBN2211461100070. | 52.462 | 56.662 | 67.882 | | | | |
| 12 | BBN2211461200070. | 57.051 | 61.601 | 73.756 | | | | |
| 13 | BBN2211461300070. | 61.640 | 66.540 | 79.630 | | | | |
| 14 | BBN2211461400070. | 66.229 | 71.479 | 85.504 | | | | |
| 15 | BBN2211461500070. | 70.818 | 76.418 | 91.378 | | | | |
| 16 | BBN2211461600070. | 75.407 | 81.357 | 97.252 | | | | |
| 17 | BBN2211461700070. | 79.996 | 86.296 | 103.126 | | | | |
| 18 | BBN2211461800070. | 84.585 | 91.235 | 109.000 | | | | |

LINGO ROUND SHELVING SYSTEM

18° - HIGH STEEL BACK PANEL - ADJUSTABLE FEET - FOR TOP SHELF

Painted and veneered Lingo Shelving Systems are FSC-certified.

H1520 mm

| No. of bays | Item no. Freestanding bay | Melamine DKK | Painted DKK | Veneer DKK | Item no. Intermediate bay | Melamine DKK | Painted DKK | Veneer DKK |
|-------------|---------------------------|--------------|-------------|------------|---------------------------|--------------|-------------|------------|
| 1 | BBN2211560100070. | 7.424 | 8.162 | 10.132 | BBN2214560100070. | 5.335 | 5.704 | 6.689 |
| 2 | BBN2211560200070. | 12.759 | 13.866 | 16.821 | BBN2214560200070. | 10.670 | 11.408 | 13.378 |
| 3 | BBN2211560300070. | 18.094 | 19.570 | 23.510 | BBN2214560300070. | 16.005 | 17.112 | 20.067 |
| 4 | BBN2211560400070. | 23.429 | 25.274 | 30.199 | BBN2214560400070. | 21.340 | 22.816 | 26.756 |
| 5 | BBN2211560500070. | 28.764 | 30.978 | 36.888 | BBN2214560500070. | 26.675 | 28.520 | 33.445 |
| 6 | BBN2211560600070. | 34.099 | 36.682 | 43.577 | BBN2214560600070. | 32.010 | 34.224 | 40.134 |
| 7 | BBN2211560700070. | 39.434 | 42.386 | 50.266 | BBN2214560700070. | 37.345 | 39.928 | 46.823 |
| 8 | BBN2211560800070. | 44.769 | 48.090 | 56.955 | BBN2214560800070. | 42.680 | 45.632 | 53.512 |
| 9 | BBN2211560900070. | 50.104 | 53.794 | 63.644 | BBN2214560900070. | 48.015 | 51.336 | 60.201 |
| 10 | BBN2211561000070. | 55.439 | 59.498 | 70.333 | BBN2214561000070. | 53.350 | 57.040 | 66.890 |
| 11 | BBN2211561100070. | 60.774 | 65.202 | 77.022 | | | | |
| 12 | BBN2211561200070. | 66.109 | 70.906 | 83.711 | | | | |
| 13 | BBN2211561300070. | 71.444 | 76.610 | 90.400 | | | | |
| 14 | BBN2211561400070. | 76.779 | 82.314 | 97.089 | | | | |
| 15 | BBN2211561500070. | 82.114 | 88.018 | 103.778 | | | | |
| 16 | BBN2211561600070. | 87.449 | 93.722 | 110.467 | | | | |
| 17 | BBN2211561700070. | 92.784 | 99.426 | 117.156 | | | | |
| 18 | BBN2211561800070. | 98.119 | 105.130 | 123.845 | | | | |

H1820 mm

| No. of bays | Item no. Freestanding bay | Melamine DKK | Painted DKK | Veneer DKK | Item no. Intermediate bay | Melamine DKK | Painted DKK | Veneer DKK |
|-------------|---------------------------|--------------|-------------|------------|---------------------------|--------------|-------------|------------|
| 1 | BBN2211660100070. | 8.823 | 9.697 | 12.019 | BBN2214660100070. | 6.355 | 6.792 | 7.953 |
| 2 | BBN2211660200070. | 15.178 | 16.489 | 19.972 | BBN2214660200070. | 12.710 | 13.584 | 15.906 |
| 3 | BBN2211660300070. | 21.533 | 23.281 | 27.925 | BBN2214660300070. | 19.065 | 20.376 | 23.859 |
| 4 | BBN2211660400070. | 27.888 | 30.073 | 35.878 | BBN2214660400070. | 25.420 | 27.168 | 31.812 |
| 5 | BBN2211660500070. | 34.243 | 36.865 | 43.831 | BBN2214660500070. | 31.775 | 33.960 | 39.765 |
| 6 | BBN2211660600070. | 40.598 | 43.657 | 51.784 | BBN2214660600070. | 38.130 | 40.752 | 47.718 |
| 7 | BBN2211660700070. | 46.953 | 50.449 | 59.737 | BBN2214660700070. | 44.485 | 47.544 | 55.671 |
| 8 | BBN2211660800070. | 53.308 | 57.241 | 67.690 | BBN2214660800070. | 50.840 | 54.336 | 63.624 |
| 9 | BBN2211660900070. | 59.663 | 64.033 | 75.643 | BBN2214660900070. | 57.195 | 61.128 | 71.577 |
| 10 | BBN2211661000070. | 66.018 | 70.825 | 83.596 | BBN2214661000070. | 63.550 | 67.920 | 79.530 |
| 11 | BBN2211661100070. | 72.373 | 77.617 | 91.549 | | | | |
| 12 | BBN2211661200070. | 78.728 | 84.409 | 99.502 | | | | |
| 13 | BBN2211661300070. | 85.083 | 91.201 | 107.455 | | | | |
| 14 | BBN2211661400070. | 91.438 | 97.993 | 115.408 | | | | |
| 15 | BBN2211661500070. | 97.793 | 104.785 | 123.361 | | | | |
| 16 | BBN2211661600070. | 104.148 | 111.577 | 131.314 | | | | |
| 17 | BBN2211661700070. | 110.503 | 118.369 | 139.267 | | | | |
| 18 | BBN2211661800070. | 116.858 | 125.161 | 147.220 | | | | |

H2120 mm

| No. of bays | Item no. Freestanding bay | Melamine DKK | Painted DKK | Veneer DKK | Item no. Intermediate bay | Melamine DKK | Painted DKK | Veneer DKK |
|-------------|---------------------------|--------------|-------------|------------|---------------------------|--------------|-------------|------------|
| 1 | BBN2211760100070. | 10.195 | 11.197 | 13.865 | BBN2214760100070. | 7.361 | 7.862 | 9.196 |
| 2 | BBN2211760200070. | 17.556 | 19.059 | 23.061 | BBN2214760200070. | 14.722 | 15.724 | 18.392 |
| 3 | BBN2211760300070. | 24.917 | 26.921 | 32.257 | BBN2214760300070. | 22.083 | 23.586 | 27.588 |
| 4 | BBN2211760400070. | 32.278 | 34.783 | 41.453 | BBN2214760400070. | 29.444 | 31.448 | 36.784 |
| 5 | BBN2211760500070. | 39.639 | 42.645 | 50.649 | BBN2214760500070. | 36.805 | 39.310 | 45.980 |
| 6 | BBN2211760600070. | 47.000 | 50.507 | 59.845 | BBN2214760600070. | 44.166 | 47.172 | 55.176 |
| 7 | BBN2211760700070. | 54.361 | 58.369 | 69.041 | BBN2214760700070. | 51.527 | 55.034 | 64.372 |
| 8 | BBN2211760800070. | 61.722 | 66.231 | 78.237 | BBN2214760800070. | 58.888 | 62.896 | 73.568 |
| 9 | BBN2211760900070. | 69.083 | 74.093 | 87.433 | BBN2214760900070. | 66.249 | 70.758 | 82.764 |
| 10 | BBN2211761000070. | 76.444 | 81.955 | 96.629 | BBN2214761000070. | 73.610 | 78.620 | 91.960 |
| 11 | BBN2211761100070. | 83.805 | 89.817 | 105.825 | | | | |
| 12 | BBN2211761200070. | 91.166 | 97.679 | 115.021 | | | | |
| 13 | BBN2211761300070. | 98.527 | 105.541 | 124.217 | | | | |
| 14 | BBN2211761400070. | 105.888 | 113.403 | 133.413 | | | | |
| 15 | BBN2211761500070. | 113.249 | 121.265 | 142.609 | | | | |
| 16 | BBN2211761600070. | 120.610 | 129.127 | 151.805 | | | | |
| 17 | BBN2211761700070. | 127.971 | 136.989 | 161.001 | | | | |
| 18 | BBN2211761800070. | 135.332 | 144.851 | 170.197 | | | | |

LINGO ROUND SHELVING SYSTEM

BBN221 - 18° - LOW STEEL BACK PANEL - ADJUSTABLE FEET - FOR TOP SHELF

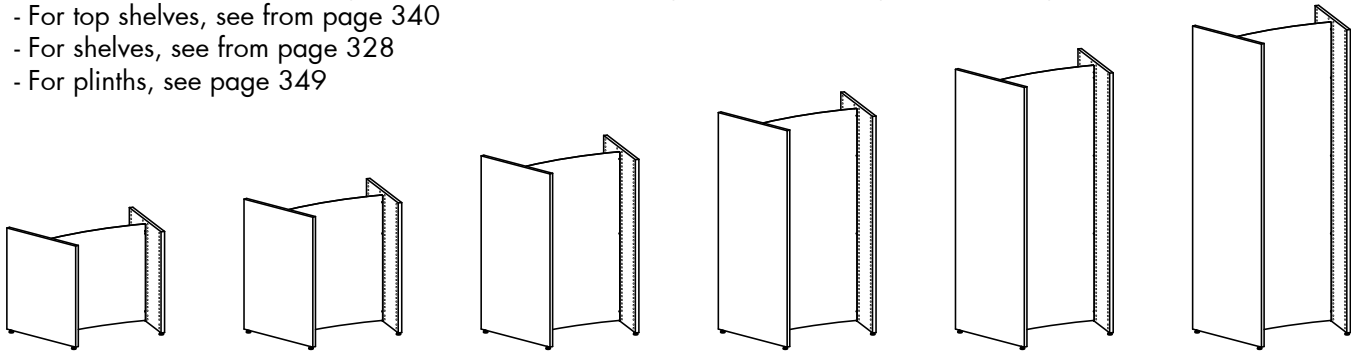


LINGO ROUND SHELVING SYSTEM

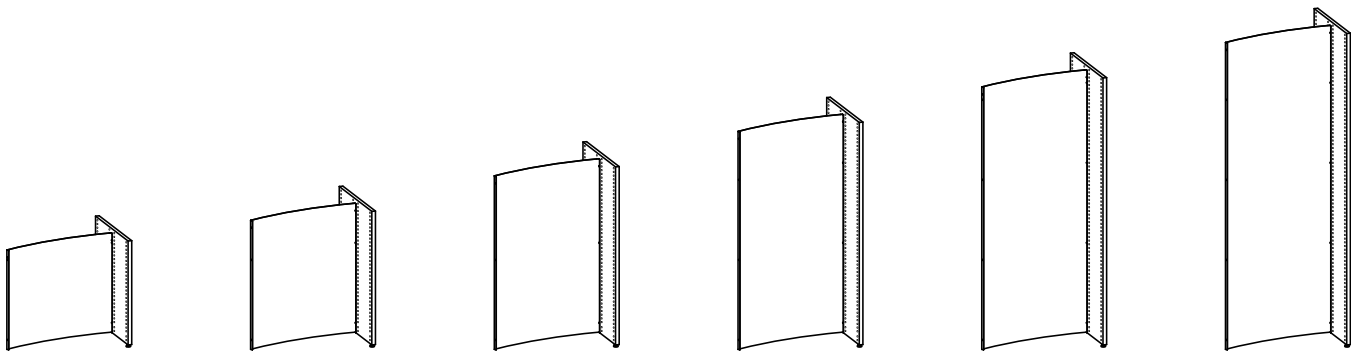
BBN221 - 18° - LOW STEEL BACK PANEL - ADJUSTABLE FEET - FOR TOP SHELF

Round shelving system with wooden panels and low steel back panel.
To be used with top shelves WT5 full depth and WT5 double-sided top shelf.
Freestanding bay includes 2 end wooden panels and 1 low steel back panel.
Intermediate bay includes 1 intermediate wooden panel and 1 low steel back panel.

- Prices based on steel price group 1 and wooden price group A (see Design Options pages 6-9).
- For top shelves, see from page 340
- For shelves, see from page 328
- For plinths, see page 349



Double-sided freestanding bay - H720/920/1220/1520/1820/2120 mm



Double-sided intermediate bay - H720/920/1220/1520/1820/2120 mm

LINGO ROUND SHELVING SYSTEM

18° - LOW STEEL BACK PANEL - ADJUSTABLE FEET - FOR TOP SHELF

Painted and veneered Lingo Shelving Systems are FSC-certified.

H720 mm

| No. of bays | Item no. Freestanding bay | Melamine DKK | Painted DKK | Veneer DKK | Item no. Intermediate bay | Melamine DKK | Painted DKK | Veneer DKK |
|-------------|---------------------------|--------------|-------------|------------|---------------------------|--------------|-------------|------------|
| 1 | BBN2211260100080. | 3.926 | 4.346 | 5.652 | BBN2214260100080. | 2.732 | 2.942 | 3.505 |
| 2 | BBN2211260200080. | 6.658 | 7.288 | 9.157 | BBN2214260200080. | 5.464 | 5.884 | 7.010 |
| 3 | BBN2211260300080. | 9.390 | 10.230 | 12.662 | BBN2214260300080. | 8.196 | 8.826 | 10.515 |
| 4 | BBN2211260400080. | 12.122 | 13.172 | 16.167 | BBN2214260400080. | 10.928 | 11.768 | 14.020 |
| 5 | BBN2211260500080. | 14.854 | 16.114 | 19.672 | BBN2214260500080. | 13.660 | 14.710 | 17.525 |
| 6 | BBN2211260600080. | 17.586 | 19.056 | 23.177 | BBN2214260600080. | 16.392 | 17.652 | 21.030 |
| 7 | BBN2211260700080. | 20.318 | 21.998 | 26.682 | BBN2214260700080. | 19.124 | 20.594 | 24.535 |
| 8 | BBN2211260800080. | 23.050 | 24.940 | 30.187 | BBN2214260800080. | 21.856 | 23.536 | 28.040 |
| 9 | BBN2211260900080. | 25.782 | 27.882 | 33.692 | BBN2214260900080. | 24.588 | 26.478 | 31.545 |
| 10 | BBN2211261000080. | 28.514 | 30.824 | 37.197 | BBN2214261000080. | 27.320 | 29.420 | 35.050 |
| 11 | BBN2211261100080. | 31.246 | 33.766 | 40.702 | | | | |
| 12 | BBN2211261200080. | 33.978 | 36.708 | 44.207 | | | | |
| 13 | BBN2211261300080. | 36.710 | 39.650 | 47.712 | | | | |
| 14 | BBN2211261400080. | 39.442 | 42.592 | 51.217 | | | | |
| 15 | BBN2211261500080. | 42.174 | 45.534 | 54.722 | | | | |
| 16 | BBN2211261600080. | 44.906 | 48.476 | 58.227 | | | | |
| 17 | BBN2211261700080. | 47.638 | 51.418 | 61.732 | | | | |
| 18 | BBN2211261800080. | 50.370 | 54.360 | 65.237 | | | | |

H920 mm

| No. of bays | Item no. Freestanding bay | Melamine DKK | Painted DKK | Veneer DKK | Item no. Intermediate bay | Melamine DKK | Painted DKK | Veneer DKK |
|-------------|---------------------------|--------------|-------------|------------|---------------------------|--------------|-------------|------------|
| 1 | BBN2211360100080. | 5.017 | 5.557 | 6.995 | BBN2214360100080. | 3.491 | 3.761 | 4.480 |
| 2 | BBN2211360200080. | 8.508 | 9.318 | 11.475 | BBN2214360200080. | 6.982 | 7.522 | 8.960 |
| 3 | BBN2211360300080. | 11.999 | 13.079 | 15.955 | BBN2214360300080. | 10.473 | 11.283 | 13.440 |
| 4 | BBN2211360400080. | 15.490 | 16.840 | 20.435 | BBN2214360400080. | 13.964 | 15.044 | 17.920 |
| 5 | BBN2211360500080. | 18.981 | 20.601 | 24.915 | BBN2214360500080. | 17.455 | 18.805 | 22.400 |
| 6 | BBN2211360600080. | 22.472 | 24.362 | 29.395 | BBN2214360600080. | 20.946 | 22.566 | 26.880 |
| 7 | BBN2211360700080. | 25.963 | 28.123 | 33.875 | BBN2214360700080. | 24.437 | 26.327 | 31.360 |
| 8 | BBN2211360800080. | 29.454 | 31.884 | 38.355 | BBN2214360800080. | 27.928 | 30.088 | 35.840 |
| 9 | BBN2211360900080. | 32.945 | 35.645 | 42.835 | BBN2214360900080. | 31.419 | 33.849 | 40.320 |
| 10 | BBN2211361000080. | 36.436 | 39.406 | 47.315 | BBN2214361000080. | 34.910 | 37.610 | 44.800 |
| 11 | BBN2211361100080. | 39.927 | 43.167 | 51.795 | | | | |
| 12 | BBN2211361200080. | 43.418 | 46.928 | 56.275 | | | | |
| 13 | BBN2211361300080. | 46.909 | 50.689 | 60.755 | | | | |
| 14 | BBN2211361400080. | 50.400 | 54.450 | 65.235 | | | | |
| 15 | BBN2211361500080. | 53.891 | 58.211 | 69.715 | | | | |
| 16 | BBN2211361600080. | 57.382 | 61.972 | 74.195 | | | | |
| 17 | BBN2211361700080. | 60.873 | 65.733 | 78.675 | | | | |
| 18 | BBN2211361800080. | 64.364 | 69.494 | 83.155 | | | | |

H1220 mm

| No. of bays | Item no. Freestanding bay | Melamine DKK | Painted DKK | Veneer DKK | Item no. Intermediate bay | Melamine DKK | Painted DKK | Veneer DKK |
|-------------|---------------------------|--------------|-------------|------------|---------------------------|--------------|-------------|------------|
| 1 | BBN2211460100080. | 6.572 | 7.272 | 9.142 | BBN2214460100080. | 4.589 | 4.939 | 5.874 |
| 2 | BBN2211460200080. | 11.161 | 12.211 | 15.016 | BBN2214460200080. | 9.178 | 9.878 | 11.748 |
| 3 | BBN2211460300080. | 15.750 | 17.150 | 20.890 | BBN2214460300080. | 13.767 | 14.817 | 17.622 |
| 4 | BBN2211460400080. | 20.339 | 22.089 | 26.764 | BBN2214460400080. | 18.356 | 19.756 | 23.496 |
| 5 | BBN2211460500080. | 24.928 | 27.028 | 32.638 | BBN2214460500080. | 22.945 | 24.695 | 29.370 |
| 6 | BBN2211460600080. | 29.517 | 31.967 | 38.512 | BBN2214460600080. | 27.534 | 29.634 | 35.244 |
| 7 | BBN2211460700080. | 34.106 | 36.906 | 44.386 | BBN2214460700080. | 32.123 | 34.573 | 41.118 |
| 8 | BBN2211460800080. | 38.695 | 41.845 | 50.260 | BBN2214460800080. | 36.712 | 39.512 | 46.992 |
| 9 | BBN2211460900080. | 43.284 | 46.784 | 56.134 | BBN2214460900080. | 41.301 | 44.451 | 52.866 |
| 10 | BBN2211461000080. | 47.873 | 51.723 | 62.008 | BBN2214461000080. | 45.890 | 49.390 | 58.740 |
| 11 | BBN2211461100080. | 52.462 | 56.662 | 67.882 | | | | |
| 12 | BBN2211461200080. | 57.051 | 61.601 | 73.756 | | | | |
| 13 | BBN2211461300080. | 61.640 | 66.540 | 79.630 | | | | |
| 14 | BBN2211461400080. | 66.229 | 71.479 | 85.504 | | | | |
| 15 | BBN2211461500080. | 70.818 | 76.418 | 91.378 | | | | |
| 16 | BBN2211461600080. | 75.407 | 81.357 | 97.252 | | | | |
| 17 | BBN2211461700080. | 79.996 | 86.296 | 103.126 | | | | |
| 18 | BBN2211461800080. | 84.585 | 91.235 | 109.000 | | | | |

LINGO ROUND SHELVING SYSTEM

18° - LOW STEEL BACK PANEL - ADJUSTABLE FEET - FOR TOP SHELF

Painted and veneered Lingo Shelving Systems are FSC-certified.

H1520 mm

| No. of bays | Item no. Freestanding bay | Melamine DKK | Painted DKK | Veneer DKK | Item no. Intermediate bay | Melamine DKK | Painted DKK | Veneer DKK |
|-------------|---------------------------|--------------|-------------|------------|---------------------------|--------------|-------------|------------|
| 1 | BBN2211560100080. | 7.424 | 8.162 | 10.132 | BBN2214560100080. | 5.335 | 5.704 | 6.689 |
| 2 | BBN2211560200080. | 12.759 | 13.866 | 16.821 | BBN2214560200080. | 10.670 | 11.408 | 13.378 |
| 3 | BBN2211560300080. | 18.094 | 19.570 | 23.510 | BBN2214560300080. | 16.005 | 17.112 | 20.067 |
| 4 | BBN2211560400080. | 23.429 | 25.274 | 30.199 | BBN2214560400080. | 21.340 | 22.816 | 26.756 |
| 5 | BBN2211560500080. | 28.764 | 30.978 | 36.888 | BBN2214560500080. | 26.675 | 28.520 | 33.445 |
| 6 | BBN2211560600080. | 34.099 | 36.682 | 43.577 | BBN2214560600080. | 32.010 | 34.224 | 40.134 |
| 7 | BBN2211560700080. | 39.434 | 42.386 | 50.266 | BBN2214560700080. | 37.345 | 39.928 | 46.823 |
| 8 | BBN2211560800080. | 44.769 | 48.090 | 56.955 | BBN2214560800080. | 42.680 | 45.632 | 53.512 |
| 9 | BBN2211560900080. | 50.104 | 53.794 | 63.644 | BBN2214560900080. | 48.015 | 51.336 | 60.201 |
| 10 | BBN2211561000080. | 55.439 | 59.498 | 70.333 | BBN2214561000080. | 53.350 | 57.040 | 66.890 |
| 11 | BBN2211561100080. | 60.774 | 65.202 | 77.022 | | | | |
| 12 | BBN2211561200080. | 66.109 | 70.906 | 83.711 | | | | |
| 13 | BBN2211561300080. | 71.444 | 76.610 | 90.400 | | | | |
| 14 | BBN2211561400080. | 76.779 | 82.314 | 97.089 | | | | |
| 15 | BBN2211561500080. | 82.114 | 88.018 | 103.778 | | | | |
| 16 | BBN2211561600080. | 87.449 | 93.722 | 110.467 | | | | |
| 17 | BBN2211561700080. | 92.784 | 99.426 | 117.156 | | | | |
| 18 | BBN2211561800080. | 98.119 | 105.130 | 123.845 | | | | |

H1820 mm

| No. of bays | Item no. Freestanding bay | Melamine DKK | Painted DKK | Veneer DKK | Item no. Intermediate bay | Melamine DKK | Painted DKK | Veneer DKK |
|-------------|---------------------------|--------------|-------------|------------|---------------------------|--------------|-------------|------------|
| 1 | BBN2211660100080. | 8.823 | 9.697 | 12.019 | BBN2214660100080. | 6.355 | 6.792 | 7.953 |
| 2 | BBN2211660200080. | 15.178 | 16.489 | 19.972 | BBN2214660200080. | 12.710 | 13.584 | 15.906 |
| 3 | BBN2211660300080. | 21.533 | 23.281 | 27.925 | BBN2214660300080. | 19.065 | 20.376 | 23.859 |
| 4 | BBN2211660400080. | 27.888 | 30.073 | 35.878 | BBN2214660400080. | 25.420 | 27.168 | 31.812 |
| 5 | BBN2211660500080. | 34.243 | 36.865 | 43.831 | BBN2214660500080. | 31.775 | 33.960 | 39.765 |
| 6 | BBN2211660600080. | 40.598 | 43.657 | 51.784 | BBN2214660600080. | 38.130 | 40.752 | 47.718 |
| 7 | BBN2211660700080. | 46.953 | 50.449 | 59.737 | BBN2214660700080. | 44.485 | 47.544 | 55.671 |
| 8 | BBN2211660800080. | 53.308 | 57.241 | 67.690 | BBN2214660800080. | 50.840 | 54.336 | 63.624 |
| 9 | BBN2211660900080. | 59.663 | 64.033 | 75.643 | BBN2214660900080. | 57.195 | 61.128 | 71.577 |
| 10 | BBN2211661000080. | 66.018 | 70.825 | 83.596 | BBN2214661000080. | 63.550 | 67.920 | 79.530 |
| 11 | BBN2211661100080. | 72.373 | 77.617 | 91.549 | | | | |
| 12 | BBN2211661200080. | 78.728 | 84.409 | 99.502 | | | | |
| 13 | BBN2211661300080. | 85.083 | 91.201 | 107.455 | | | | |
| 14 | BBN2211661400080. | 91.438 | 97.993 | 115.408 | | | | |
| 15 | BBN2211661500080. | 97.793 | 104.785 | 123.361 | | | | |
| 16 | BBN2211661600080. | 104.148 | 111.577 | 131.314 | | | | |
| 17 | BBN2211661700080. | 110.503 | 118.369 | 139.267 | | | | |
| 18 | BBN2211661800080. | 116.858 | 125.161 | 147.220 | | | | |

H2120 mm

| No. of bays | Item no. Freestanding bay | Melamine DKK | Painted DKK | Veneer DKK | Item no. Intermediate bay | Melamine DKK | Painted DKK | Veneer DKK |
|-------------|---------------------------|--------------|-------------|------------|---------------------------|--------------|-------------|------------|
| 1 | BBN2211760100080. | 10.195 | 11.197 | 13.865 | BBN2214760100080. | 7.361 | 7.862 | 9.196 |
| 2 | BBN2211760200080. | 17.556 | 19.059 | 23.061 | BBN2214760200080. | 14.722 | 15.724 | 18.392 |
| 3 | BBN2211760300080. | 24.917 | 26.921 | 32.257 | BBN2214760300080. | 22.083 | 23.586 | 27.588 |
| 4 | BBN2211760400080. | 32.278 | 34.783 | 41.453 | BBN2214760400080. | 29.444 | 31.448 | 36.784 |
| 5 | BBN2211760500080. | 39.639 | 42.645 | 50.649 | BBN2214760500080. | 36.805 | 39.310 | 45.980 |
| 6 | BBN2211760600080. | 47.000 | 50.507 | 59.845 | BBN2214760600080. | 44.166 | 47.172 | 55.176 |
| 7 | BBN2211760700080. | 54.361 | 58.369 | 69.041 | BBN2214760700080. | 51.527 | 55.034 | 64.372 |
| 8 | BBN2211760800080. | 61.722 | 66.231 | 78.237 | BBN2214760800080. | 58.888 | 62.896 | 73.568 |
| 9 | BBN2211760900080. | 69.083 | 74.093 | 87.433 | BBN2214760900080. | 66.249 | 70.758 | 82.764 |
| 10 | BBN2211761000080. | 76.444 | 81.955 | 96.629 | BBN2214761000080. | 73.610 | 78.620 | 91.960 |
| 11 | BBN2211761100080. | 83.805 | 89.817 | 105.825 | | | | |
| 12 | BBN2211761200080. | 91.166 | 97.679 | 115.021 | | | | |
| 13 | BBN2211761300080. | 98.527 | 105.541 | 124.217 | | | | |
| 14 | BBN2211761400080. | 105.888 | 113.403 | 133.413 | | | | |
| 15 | BBN2211761500080. | 113.249 | 121.265 | 142.609 | | | | |
| 16 | BBN2211761600080. | 120.610 | 129.127 | 151.805 | | | | |
| 17 | BBN2211761700080. | 127.971 | 136.989 | 161.001 | | | | |
| 18 | BBN2211761800080. | 135.332 | 144.851 | 170.197 | | | | |

LINGO ROUND SHELVING SYSTEM

BBN222 - 18° - STEEL BACK FRAME - ADJUSTABLE FEET - WITH TOP PLATE

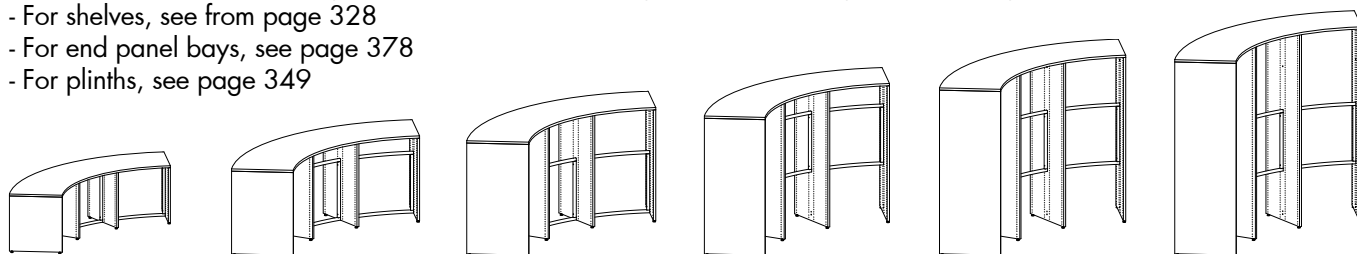


LINGO ROUND SHELVING SYSTEM

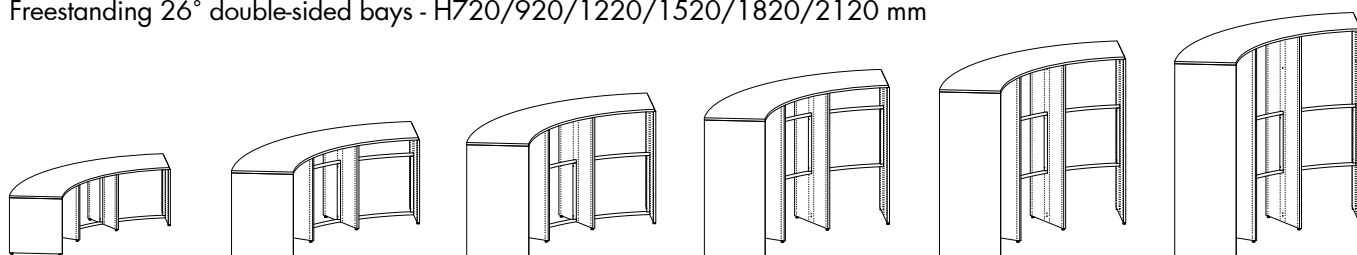
BBN222 - 18° - STEEL BACK FRAME - ADJUSTABLE FEET - WITH TOP PLATE

Round shelving system with wooden end panels, intermediate panels, steel back frame and overlaying top plate. See further description on starter, intermediate and end sections on pages 26-27.

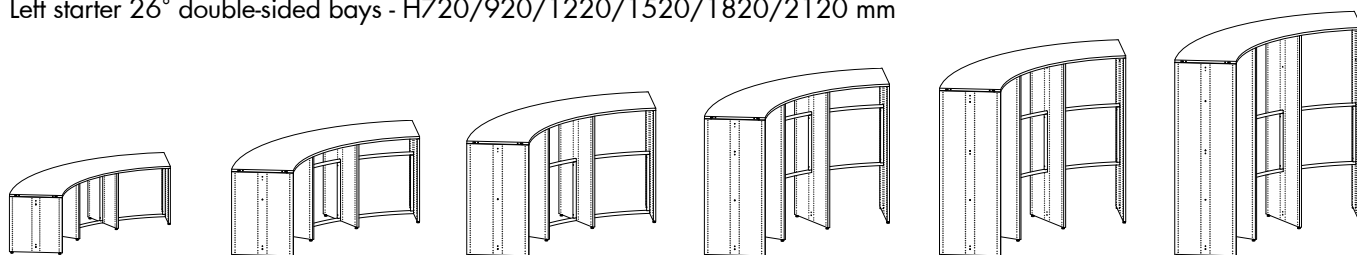
- Prices based on steel price group 1 and wooden price group A (see Design Options pages 6-9).
- For shelves, see from page 328
- For end panel bays, see page 378
- For plinths, see page 349



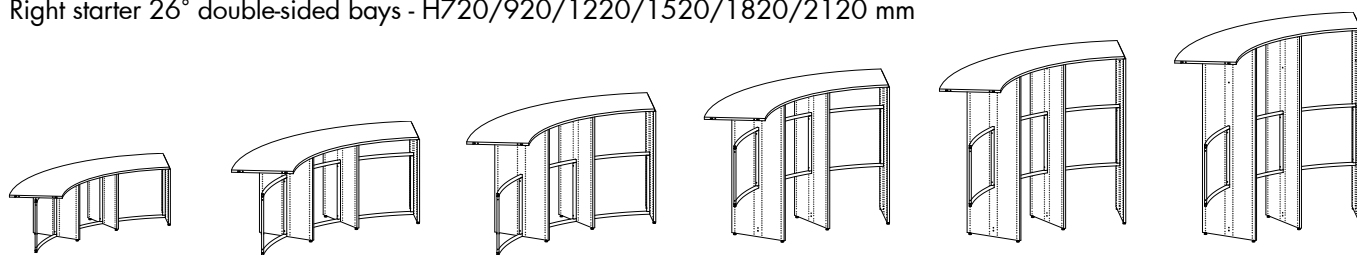
Freestanding 26° double-sided bays - H720/920/1220/1520/1820/2120 mm



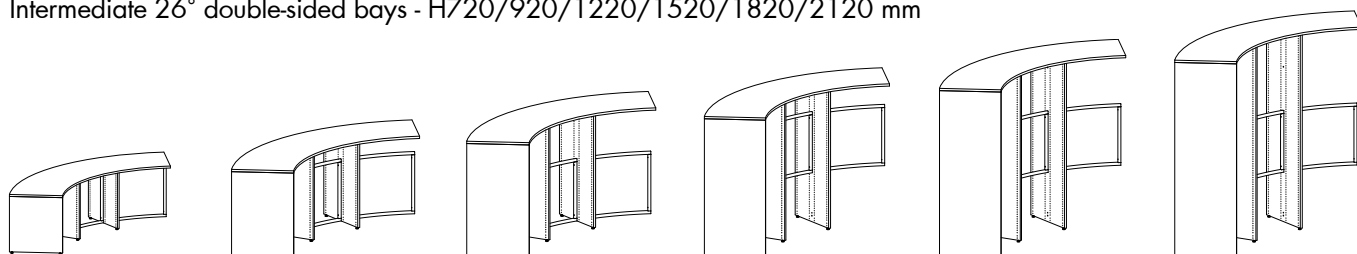
Left starter 26° double-sided bays - H720/920/1220/1520/1820/2120 mm



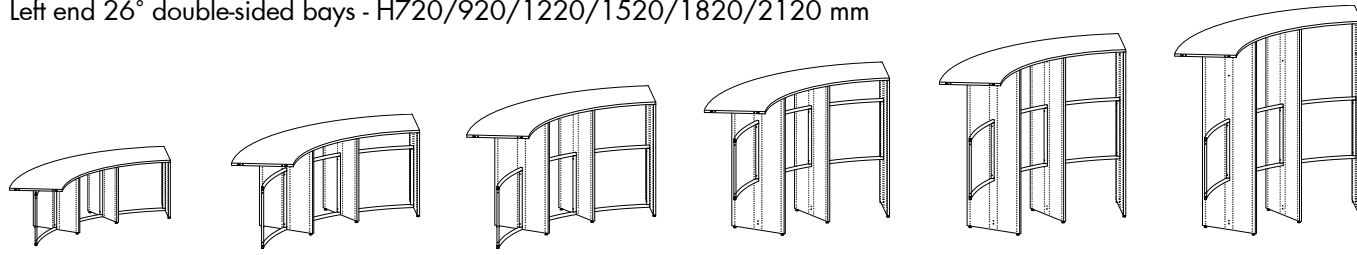
Right starter 26° double-sided bays - H720/920/1220/1520/1820/2120 mm



Intermediate 26° double-sided bays - H720/920/1220/1520/1820/2120 mm



Left end 26° double-sided bays - H720/920/1220/1520/1820/2120 mm



Right end 26° double-sided bays - H720/920/1220/1520/1820/2120 mm

LINGO ROUND SHELVING SYSTEM

18° - STEEL BACK FRAME - ADJUSTABLE FEET - WITH TOP PLATE - FREESTANDING SECTION

Painted and veneered Lingo Shelving Systems are FSC-certified.

H720 mm

| No. of bays | Item no. | Melamine DKK | Painted DKK | Veneer DKK |
|-------------|-------------------|--------------|-------------|------------|
| 1 | BBN2221260110060. | 8.216 | 9.302 | 12.207 |
| 2 | BBN2221260210060. | 15.383 | 17.372 | 22.685 |
| 3 | BBN2221260310060. | 22.227 | 25.061 | 32.631 |

H920 mm

| No. of bays | Item no. | Melamine DKK | Painted DKK | Veneer DKK |
|-------------|-------------------|--------------|-------------|------------|
| 1 | BBN2221360110060. | 8.880 | 10.086 | 13.303 |
| 2 | BBN2221360210060. | 16.379 | 18.548 | 24.329 |
| 3 | BBN2221360310060. | 23.555 | 26.629 | 34.823 |

H1220 mm

| No. of bays | Item no. | Melamine DKK | Painted DKK | Veneer DKK |
|-------------|-------------------|--------------|-------------|------------|
| 1 | BBN2221460110060. | 9.794 | 11.160 | 14.809 |
| 2 | BBN2221460210060. | 17.750 | 20.159 | 26.588 |
| 3 | BBN2221460310060. | 25.383 | 28.777 | 37.835 |

H1520 mm

| No. of bays | Item no. | Melamine DKK | Painted DKK | Veneer DKK |
|-------------|-------------------|--------------|-------------|------------|
| 1 | BBN2221560110060. | 10.006 | 11.410 | 15.159 |
| 2 | BBN2221560210060. | 18.068 | 20.534 | 27.113 |
| 3 | BBN2221560310060. | 25.807 | 29.277 | 38.535 |

H1820 mm

| No. of bays | Item no. | Melamine DKK | Painted DKK | Veneer DKK |
|-------------|-------------------|--------------|-------------|------------|
| 1 | BBN2221660110060. | 10.764 | 12.304 | 16.405 |
| 2 | BBN2221660210060. | 19.205 | 21.875 | 28.982 |
| 3 | BBN2221660310060. | 27.323 | 31.065 | 41.027 |

H2120 mm

| No. of bays | Item no. | Melamine DKK | Painted DKK | Veneer DKK |
|-------------|-------------------|--------------|-------------|------------|
| 1 | BBN2221760110060. | 11.496 | 13.164 | 17.611 |
| 2 | BBN2221760210060. | 20.303 | 23.165 | 30.791 |
| 3 | BBN2221760310060. | 28.787 | 32.785 | 43.439 |

LINGO ROUND SHELVING SYSTEM

18° - STEEL BACK FRAME - ADJUSTABLE FEET - WITH TOP PLATE - LEFT STARTER SECTION

Painted and veneered Lingo Shelving Systems are FSC-certified.

H720 mm

| No. of bays | Item no. | Melamine DKK | Painted DKK | Veneer DKK |
|-------------|-------------------|--------------|-------------|------------|
| 1 | BBN2222260110060. | 8.204 | 9.288 | 12.186 |
| 2 | BBN2222260210060. | 15.375 | 17.362 | 22.671 |
| 3 | BBN2222260310060. | 22.222 | 25.055 | 32.623 |

H920 mm

| No. of bays | Item no. | Melamine DKK | Painted DKK | Veneer DKK |
|-------------|-------------------|--------------|-------------|------------|
| 1 | BBN2222360110060. | 8.868 | 10.072 | 13.282 |
| 2 | BBN2222360210060. | 16.371 | 18.538 | 24.315 |
| 3 | BBN2222360310060. | 23.550 | 26.623 | 34.815 |

H1220 mm

| No. of bays | Item no. | Melamine DKK | Painted DKK | Veneer DKK |
|-------------|-------------------|--------------|-------------|------------|
| 1 | BBN2222460110060. | 9.782 | 11.146 | 14.788 |
| 2 | BBN2222460210060. | 17.742 | 20.149 | 26.574 |
| 3 | BBN2222460310060. | 25.378 | 28.771 | 37.827 |

H1520 mm

| No. of bays | Item no. | Melamine DKK | Painted DKK | Veneer DKK |
|-------------|-------------------|--------------|-------------|------------|
| 1 | BBN2222560110060. | 9.994 | 11.396 | 15.138 |
| 2 | BBN2222560210060. | 18.060 | 20.524 | 27.099 |
| 3 | BBN2222560310060. | 25.802 | 29.271 | 38.527 |

H1820 mm

| No. of bays | Item no. | Melamine DKK | Painted DKK | Veneer DKK |
|-------------|-------------------|--------------|-------------|------------|
| 1 | BBN2222660110060. | 10.752 | 12.290 | 16.384 |
| 2 | BBN2222660210060. | 19.197 | 21.865 | 28.968 |
| 3 | BBN2222660310060. | 27.318 | 31.059 | 41.019 |

H2120 mm

| No. of bays | Item no. | Melamine DKK | Painted DKK | Veneer DKK |
|-------------|-------------------|--------------|-------------|------------|
| 1 | BBN2222760110060. | 11.484 | 13.150 | 17.590 |
| 2 | BBN2222760210060. | 20.295 | 23.155 | 30.777 |
| 3 | BBN2222760310060. | 28.782 | 32.779 | 43.431 |

LINGO ROUND SHELVING SYSTEM

18° - STEEL BACK FRAME - ADJUSTABLE FEET - WITH TOP PLATE - RIGHT STARTER SECTION

Painted and veneered Lingo Shelving Systems are FSC-certified.

H720 mm

| No. of bays | Item no. | Melamine DKK | Painted DKK | Veneer DKK |
|-------------|-------------------|--------------|-------------|------------|
| 1 | BBN2223260110060. | 8.204 | 9.288 | 12.186 |
| 2 | BBN2223260210060. | 15.375 | 17.362 | 22.671 |
| 3 | BBN2223260310060. | 22.222 | 25.055 | 32.623 |

H920 mm

| No. of bays | Item no. | Melamine DKK | Painted DKK | Veneer DKK |
|-------------|-------------------|--------------|-------------|------------|
| 1 | BBN2223360110060. | 8.868 | 10.072 | 13.282 |
| 2 | BBN2223360210060. | 16.371 | 18.538 | 24.315 |
| 3 | BBN2223360310060. | 23.550 | 26.623 | 34.815 |

H1220 mm

| No. of bays | Item no. | Melamine DKK | Painted DKK | Veneer DKK |
|-------------|-------------------|--------------|-------------|------------|
| 1 | BBN2223460110060. | 9.782 | 11.146 | 14.788 |
| 2 | BBN2223460210060. | 17.742 | 20.149 | 26.574 |
| 3 | BBN2223460310060. | 25.378 | 28.771 | 37.827 |

H1520 mm

| No. of bays | Item no. | Melamine DKK | Painted DKK | Veneer DKK |
|-------------|-------------------|--------------|-------------|------------|
| 1 | BBN2223560110060. | 9.994 | 11.396 | 15.138 |
| 2 | BBN2223560210060. | 18.060 | 20.524 | 27.099 |
| 3 | BBN2223560310060. | 25.802 | 29.271 | 38.527 |

H1820 mm

| No. of bays | Item no. | Melamine DKK | Painted DKK | Veneer DKK |
|-------------|-------------------|--------------|-------------|------------|
| 1 | BBN2223660110060. | 10.752 | 12.290 | 16.384 |
| 2 | BBN2223660210060. | 19.197 | 21.865 | 28.968 |
| 3 | BBN2223660310060. | 27.318 | 31.059 | 41.019 |

H2120 mm

| No. of bays | Item no. | Melamine DKK | Painted DKK | Veneer DKK |
|-------------|-------------------|--------------|-------------|------------|
| 1 | BBN2223760110060. | 11.484 | 13.150 | 17.590 |
| 2 | BBN2223760210060. | 20.295 | 23.155 | 30.777 |
| 3 | BBN2223760310060. | 28.782 | 32.779 | 43.431 |

LINGO ROUND SHELVING SYSTEM

18° - STEEL BACK FRAME - ADJUSTABLE FEET - WITH TOP PLATE - INTERMEDIATE SECTION

Painted and veneered Lingo Shelving Systems are FSC-certified.

H720 mm

| No. of bays | Item no. | Melamine DKK | Painted DKK | Veneer DKK |
|-------------|-------------------|--------------|-------------|------------|
| 1 | BBN2224260110060. | 6.976 | 7.844 | 10.163 |
| 2 | BBN2224260210060. | 14.037 | 15.790 | 20.469 |
| 3 | BBN2224260310060. | 20.933 | 23.540 | 30.501 |

H920 mm

| No. of bays | Item no. | Melamine DKK | Painted DKK | Veneer DKK |
|-------------|-------------------|--------------|-------------|------------|
| 1 | BBN2224360110060. | 7.308 | 8.236 | 10.711 |
| 2 | BBN2224360210060. | 14.701 | 16.574 | 21.565 |
| 3 | BBN2224360310060. | 21.929 | 24.716 | 32.145 |

H1220 mm

| No. of bays | Item no. | Melamine DKK | Painted DKK | Veneer DKK |
|-------------|-------------------|--------------|-------------|------------|
| 1 | BBN2224460110060. | 7.765 | 8.773 | 11.464 |
| 2 | BBN2224460210060. | 15.615 | 17.648 | 23.071 |
| 3 | BBN2224460310060. | 23.300 | 26.327 | 34.404 |

H1520 mm

| No. of bays | Item no. | Melamine DKK | Painted DKK | Veneer DKK |
|-------------|-------------------|--------------|-------------|------------|
| 1 | BBN2224560110060. | 7.871 | 8.898 | 11.639 |
| 2 | BBN2224560210060. | 15.827 | 17.898 | 23.421 |
| 3 | BBN2224560310060. | 23.618 | 26.702 | 34.929 |

H1820 mm

| No. of bays | Item no. | Melamine DKK | Painted DKK | Veneer DKK |
|-------------|-------------------|--------------|-------------|------------|
| 1 | BBN2224660110060. | 8.250 | 9.345 | 12.262 |
| 2 | BBN2224660210060. | 16.585 | 18.792 | 24.667 |
| 3 | BBN2224660310060. | 24.755 | 28.043 | 36.798 |

H2120 mm

| No. of bays | Item no. | Melamine DKK | Painted DKK | Veneer DKK |
|-------------|-------------------|--------------|-------------|------------|
| 1 | BBN2224760110060. | 8.616 | 9.775 | 12.865 |
| 2 | BBN2224760210060. | 17.317 | 19.652 | 25.873 |
| 3 | BBN2224760310060. | 25.853 | 29.333 | 38.607 |

LINGO ROUND SHELVING SYSTEM

18° - STEEL BACK FRAME - ADJUSTABLE FEET - WITH TOP PLATE - LEFT END SECTION

Painted and veneered Lingo Shelving Systems are FSC-certified.

H720 mm

| No. of bays | Item no. | Melamine DKK | Painted DKK | Veneer DKK |
|-------------|-------------------|--------------|-------------|------------|
| 1 | BBN2225260110060. | 7.010 | 7.884 | 10.219 |
| 2 | BBN2225260210060. | 14.181 | 15.958 | 20.704 |
| 3 | BBN2225260310060. | 21.028 | 23.651 | 30.656 |

H920 mm

| No. of bays | Item no. | Melamine DKK | Painted DKK | Veneer DKK |
|-------------|-------------------|--------------|-------------|------------|
| 1 | BBN2225360110060. | 7.342 | 8.276 | 10.767 |
| 2 | BBN2225360210060. | 14.845 | 16.742 | 21.800 |
| 3 | BBN2225360310060. | 22.024 | 24.827 | 32.300 |

H1220 mm

| No. of bays | Item no. | Melamine DKK | Painted DKK | Veneer DKK |
|-------------|-------------------|--------------|-------------|------------|
| 1 | BBN2225460110060. | 7.799 | 8.813 | 11.520 |
| 2 | BBN2225460210060. | 15.759 | 17.816 | 23.306 |
| 3 | BBN2225460310060. | 23.395 | 26.438 | 34.559 |

H1520 mm

| No. of bays | Item no. | Melamine DKK | Painted DKK | Veneer DKK |
|-------------|-------------------|--------------|-------------|------------|
| 1 | BBN2225560110060. | 7.905 | 8.938 | 11.695 |
| 2 | BBN2225560210060. | 15.971 | 18.066 | 23.656 |
| 3 | BBN2225560310060. | 23.713 | 26.813 | 35.084 |

H1820 mm

| No. of bays | Item no. | Melamine DKK | Painted DKK | Veneer DKK |
|-------------|-------------------|--------------|-------------|------------|
| 1 | BBN2225660110060. | 8.284 | 9.385 | 12.318 |
| 2 | BBN2225660210060. | 16.729 | 18.960 | 24.902 |
| 3 | BBN2225660310060. | 24.850 | 28.154 | 36.953 |

H2120 mm

| No. of bays | Item no. | Melamine DKK | Painted DKK | Veneer DKK |
|-------------|-------------------|--------------|-------------|------------|
| 1 | BBN2225760110060. | 8.650 | 9.815 | 12.921 |
| 2 | BBN2225760210060. | 17.461 | 19.820 | 26.108 |
| 3 | BBN2225760310060. | 25.948 | 29.444 | 38.762 |

LINGO ROUND SHELVING SYSTEM

18° - STEEL BACK FRAME - ADJUSTABLE FEET - WITH TOP PLATE - RIGHT END SECTION

Painted and veneered Lingo Shelving Systems are FSC-certified.

H720 mm

| No. of bays | Item no. | Melamine DKK | Painted DKK | Veneer DKK |
|-------------|-------------------|--------------|-------------|------------|
| 1 | BBN2226260110060. | 7.010 | 7.884 | 10.219 |
| 2 | BBN2226260210060. | 14.181 | 15.958 | 20.704 |
| 3 | BBN2226260310060. | 21.028 | 23.651 | 30.656 |

H920 mm

| No. of bays | Item no. | Melamine DKK | Painted DKK | Veneer DKK |
|-------------|-------------------|--------------|-------------|------------|
| 1 | BBN2226360110060. | 7.342 | 8.276 | 10.767 |
| 2 | BBN2226360210060. | 14.845 | 16.742 | 21.800 |
| 3 | BBN2226360310060. | 22.024 | 24.827 | 32.300 |

H1220 mm

| No. of bays | Item no. | Melamine DKK | Painted DKK | Veneer DKK |
|-------------|-------------------|--------------|-------------|------------|
| 1 | BBN2226460110060. | 7.799 | 8.813 | 11.520 |
| 2 | BBN2226460210060. | 15.759 | 17.816 | 23.306 |
| 3 | BBN2226460310060. | 23.395 | 26.438 | 34.559 |

H1520 mm

| No. of bays | Item no. | Melamine DKK | Painted DKK | Veneer DKK |
|-------------|-------------------|--------------|-------------|------------|
| 1 | BBN2226560110060. | 7.905 | 8.938 | 11.695 |
| 2 | BBN2226560210060. | 15.971 | 18.066 | 23.656 |
| 3 | BBN2226560310060. | 23.713 | 26.813 | 35.084 |

H1820 mm

| No. of bays | Item no. | Melamine DKK | Painted DKK | Veneer DKK |
|-------------|-------------------|--------------|-------------|------------|
| 1 | BBN2226660110060. | 8.284 | 9.385 | 12.318 |
| 2 | BBN2226660210060. | 16.729 | 18.960 | 24.902 |
| 3 | BBN2226660310060. | 24.850 | 28.154 | 36.953 |

H2120 mm

| No. of bays | Item no. | Melamine DKK | Painted DKK | Veneer DKK |
|-------------|-------------------|--------------|-------------|------------|
| 1 | BBN2226760110060. | 8.650 | 9.815 | 12.921 |
| 2 | BBN2226760210060. | 17.461 | 19.820 | 26.108 |
| 3 | BBN2226760310060. | 25.948 | 29.444 | 38.762 |

LINGO ROUND SHELVING SYSTEM

BBN222 - 18° - STEEL BACK PANEL - ADJUSTABLE FEET - WITH TOP PLATE

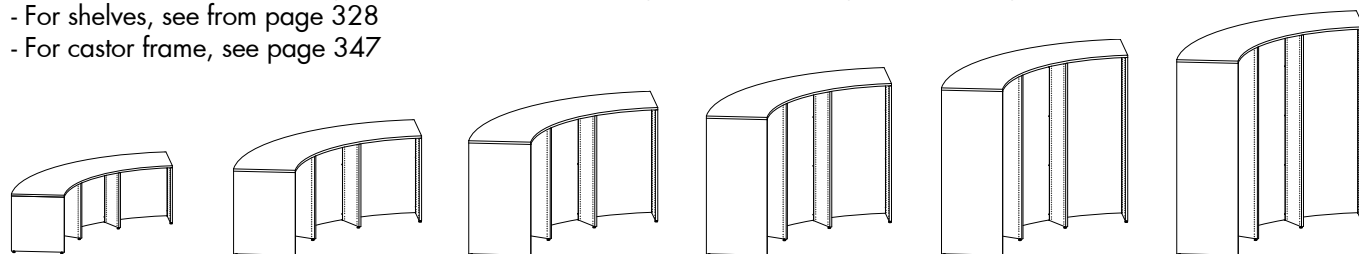


LINGO ROUND SHELVING SYSTEM

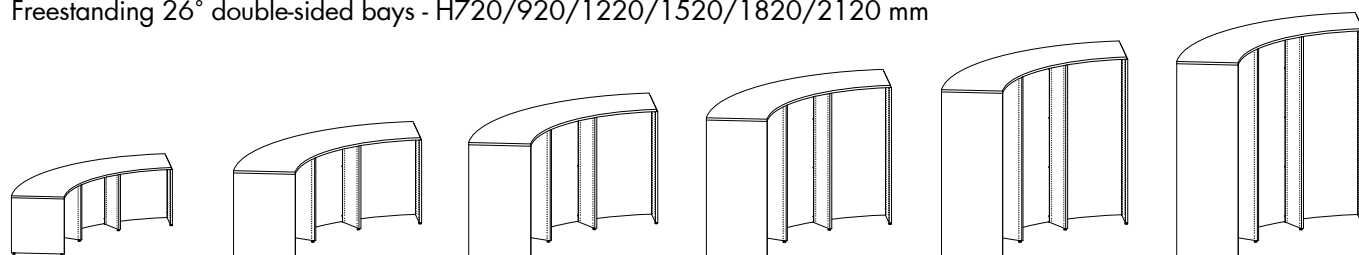
BBN222 - 18° - STEEL BACK PANEL - ADJUSTABLE FEET - WITH TOP PLATE

Round shelving system with wooden end panels, intermediate panels, steel back panel and overlaying top plate.
See further description on starter, intermediate and end sections on pages 26-27.

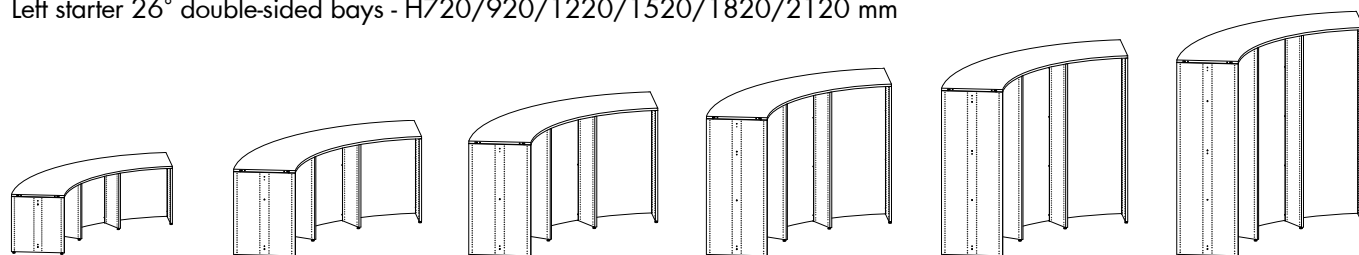
- Prices based on steel price group 1 and wooden price group A (see Design Options pages 6-9).
- For shelves, see from page 328
- For castor frame, see page 347



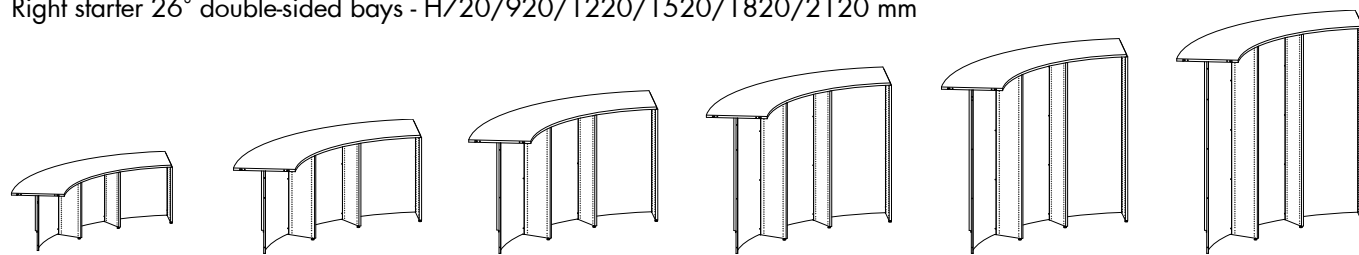
Freestanding 26° double-sided bays - H720/920/1220/1520/1820/2120 mm



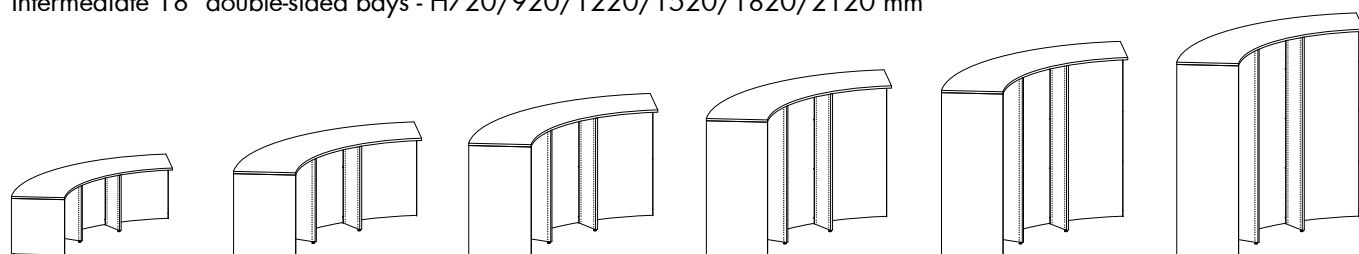
Left starter 26° double-sided bays - H720/920/1220/1520/1820/2120 mm



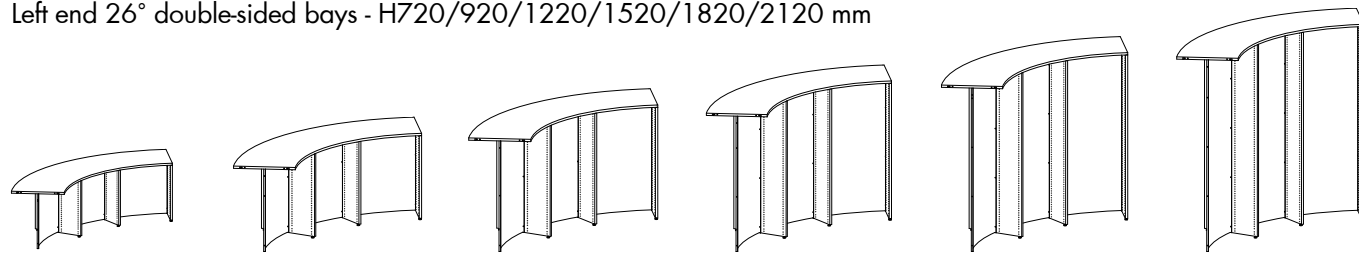
Right starter 26° double-sided bays - H720/920/1220/1520/1820/2120 mm



Intermediate 18° double-sided bays - H720/920/1220/1520/1820/2120 mm



Left end 26° double-sided bays - H720/920/1220/1520/1820/2120 mm



Right end 26° double-sided bays - H720/920/1220/1520/1820/2120 mm

LINGO ROUND SHELVING SYSTEM

18° - STEEL BACK PANEL - ADJUSTABLE FEET - WITH TOP PLATE - FREESTANDING SECTION

Painted and veneered Lingo Shelving Systems are FSC-certified.

H720 mm

| No. of bays | Item no. | Melamine DKK | Painted DKK | Veneer DKK |
|-------------|-------------------|--------------|-------------|------------|
| 1 | BBN2221260110080. | 7.704 | 8.790 | 11.695 |
| 2 | BBN2221260210080. | 14.359 | 16.348 | 21.661 |
| 3 | BBN2221260310080. | 20.691 | 23.525 | 31.095 |

H920 mm

| No. of bays | Item no. | Melamine DKK | Painted DKK | Veneer DKK |
|-------------|-------------------|--------------|-------------|------------|
| 1 | BBN2221360110080. | 8.795 | 10.001 | 13.218 |
| 2 | BBN2221360210080. | 16.209 | 18.378 | 24.159 |
| 3 | BBN2221360310080. | 23.300 | 26.374 | 34.568 |

H1220 mm

| No. of bays | Item no. | Melamine DKK | Painted DKK | Veneer DKK |
|-------------|-------------------|--------------|-------------|------------|
| 1 | BBN2221460110080. | 10.350 | 11.716 | 15.365 |
| 2 | BBN2221460210080. | 18.862 | 21.271 | 27.700 |
| 3 | BBN2221460310080. | 27.051 | 30.445 | 39.503 |

H1520 mm

| No. of bays | Item no. | Melamine DKK | Painted DKK | Veneer DKK |
|-------------|-------------------|--------------|-------------|------------|
| 1 | BBN2221560110080. | 11.202 | 12.606 | 16.355 |
| 2 | BBN2221560210080. | 20.460 | 22.926 | 29.505 |
| 3 | BBN2221560310080. | 29.395 | 32.865 | 42.123 |

H1820 mm

| No. of bays | Item no. | Melamine DKK | Painted DKK | Veneer DKK |
|-------------|-------------------|--------------|-------------|------------|
| 1 | BBN2221660110080. | 12.601 | 14.141 | 18.242 |
| 2 | BBN2221660210080. | 22.879 | 25.549 | 32.656 |
| 3 | BBN2221660310080. | 32.834 | 36.576 | 46.538 |

H2120 mm

| No. of bays | Item no. | Melamine DKK | Painted DKK | Veneer DKK |
|-------------|-------------------|--------------|-------------|------------|
| 1 | BBN2221760110080. | 13.973 | 15.641 | 20.088 |
| 2 | BBN2221760210080. | 25.257 | 28.119 | 35.745 |
| 3 | BBN2221760310080. | 36.218 | 40.216 | 50.870 |

LINGO ROUND SHELVING SYSTEM

18° - STEEL BACK PANEL - ADJUSTABLE FEET - WITH TOP PLATE - LEFT STARTER SECTION

Painted and veneered Lingo Shelving Systems are FSC-certified.

H720 mm

| No. of bays | Item no. | Melamine DKK | Painted DKK | Veneer DKK |
|-------------|-------------------|--------------|-------------|------------|
| 1 | BBN2222260110080. | 7.692 | 8.776 | 11.674 |
| 2 | BBN2222260210080. | 14.351 | 16.338 | 21.647 |
| 3 | BBN2222260310080. | 20.686 | 23.519 | 31.087 |

H920 mm

| No. of bays | Item no. | Melamine DKK | Painted DKK | Veneer DKK |
|-------------|-------------------|--------------|-------------|------------|
| 1 | BBN2222360110080. | 8.783 | 9.987 | 13.197 |
| 2 | BBN2222360210080. | 16.201 | 18.368 | 24.145 |
| 3 | BBN2222360310080. | 23.295 | 26.368 | 34.560 |

H1220 mm

| No. of bays | Item no. | Melamine DKK | Painted DKK | Veneer DKK |
|-------------|-------------------|--------------|-------------|------------|
| 1 | BBN2222460110080. | 10.338 | 11.702 | 15.344 |
| 2 | BBN2222460210080. | 18.854 | 21.261 | 27.686 |
| 3 | BBN2222460310080. | 27.046 | 30.439 | 39.495 |

H1520 mm

| No. of bays | Item no. | Melamine DKK | Painted DKK | Veneer DKK |
|-------------|-------------------|--------------|-------------|------------|
| 1 | BBN2222560110080. | 11.190 | 12.592 | 16.334 |
| 2 | BBN2222560210080. | 20.452 | 22.916 | 29.491 |
| 3 | BBN2222560310080. | 29.390 | 32.859 | 42.115 |

H1820 mm

| No. of bays | Item no. | Melamine DKK | Painted DKK | Veneer DKK |
|-------------|-------------------|--------------|-------------|------------|
| 1 | BBN2222660110080. | 12.589 | 14.127 | 18.221 |
| 2 | BBN2222660210080. | 22.871 | 25.539 | 32.642 |
| 3 | BBN2222660310080. | 32.829 | 36.570 | 46.530 |

H2120 mm

| No. of bays | Item no. | Melamine DKK | Painted DKK | Veneer DKK |
|-------------|-------------------|--------------|-------------|------------|
| 1 | BBN2222760110080. | 13.961 | 15.627 | 20.067 |
| 2 | BBN2222760210080. | 25.249 | 28.109 | 35.731 |
| 3 | BBN2222760310080. | 36.213 | 40.210 | 50.862 |

LINGO ROUND SHELVING SYSTEM

18° - STEEL BACK PANEL - ADJUSTABLE FEET - WITH TOP PLATE - RIGHT STARTER SECTION

Painted and veneered Lingo Shelving Systems are FSC-certified.

H720 mm

| No. of bays | Item no. | Melamine DKK | Painted DKK | Veneer DKK |
|-------------|-------------------|--------------|-------------|------------|
| 1 | BBN2223260110080. | 7.692 | 8.776 | 11.674 |
| 2 | BBN2223260210080. | 14.351 | 16.338 | 21.647 |
| 3 | BBN2223260310080. | 20.686 | 23.519 | 31.087 |

H920 mm

| No. of bays | Item no. | Melamine DKK | Painted DKK | Veneer DKK |
|-------------|-------------------|--------------|-------------|------------|
| 1 | BBN2223360110080. | 8.783 | 9.987 | 13.197 |
| 2 | BBN2223360210080. | 16.201 | 18.368 | 24.145 |
| 3 | BBN2223360310080. | 23.295 | 26.368 | 34.560 |

H1220 mm

| No. of bays | Item no. | Melamine DKK | Painted DKK | Veneer DKK |
|-------------|-------------------|--------------|-------------|------------|
| 1 | BBN2223460110080. | 10.338 | 11.702 | 15.344 |
| 2 | BBN2223460210080. | 18.854 | 21.261 | 27.686 |
| 3 | BBN2223460310080. | 27.046 | 30.439 | 39.495 |

H1520 mm

| No. of bays | Item no. | Melamine DKK | Painted DKK | Veneer DKK |
|-------------|-------------------|--------------|-------------|------------|
| 1 | BBN2223560110080. | 11.190 | 12.592 | 16.334 |
| 2 | BBN2223560210080. | 20.452 | 22.916 | 29.491 |
| 3 | BBN2223560310080. | 29.390 | 32.859 | 42.115 |

H1820 mm

| No. of bays | Item no. | Melamine DKK | Painted DKK | Veneer DKK |
|-------------|-------------------|--------------|-------------|------------|
| 1 | BBN2223660110080. | 12.589 | 14.127 | 18.221 |
| 2 | BBN2223660210080. | 22.871 | 25.539 | 32.642 |
| 3 | BBN2223660310080. | 32.829 | 36.570 | 46.530 |

H2120 mm

| No. of bays | Item no. | Melamine DKK | Painted DKK | Veneer DKK |
|-------------|-------------------|--------------|-------------|------------|
| 1 | BBN2223760110080. | 13.961 | 15.627 | 20.067 |
| 2 | BBN2223760210080. | 25.249 | 28.109 | 35.731 |
| 3 | BBN2223760310080. | 36.213 | 40.210 | 50.862 |

LINGO ROUND SHELVING SYSTEM

18° - STEEL BACK PANEL - ADJUSTABLE FEET - WITH TOP PLATE - INTERMEDIATE SECTION

Painted and veneered Lingo Shelving Systems are FSC-certified.

H720 mm

| No. of bays | Item no. | Melamine DKK | Painted DKK | Veneer DKK |
|-------------|-------------------|--------------|-------------|------------|
| 1 | BBN2224260110080. | 6.464 | 7.332 | 9.651 |
| 2 | BBN2224260210080. | 13.013 | 14.766 | 19.445 |
| 3 | BBN2224260310080. | 19.397 | 22.004 | 28.965 |

H920 mm

| No. of bays | Item no. | Melamine DKK | Painted DKK | Veneer DKK |
|-------------|-------------------|--------------|-------------|------------|
| 1 | BBN2224360110080. | 7.223 | 8.151 | 10.626 |
| 2 | BBN2224360210080. | 14.531 | 16.404 | 21.395 |
| 3 | BBN2224360310080. | 21.674 | 24.461 | 31.890 |

H1220 mm

| No. of bays | Item no. | Melamine DKK | Painted DKK | Veneer DKK |
|-------------|-------------------|--------------|-------------|------------|
| 1 | BBN2224460110080. | 8.321 | 9.329 | 12.020 |
| 2 | BBN2224460210080. | 16.727 | 18.760 | 24.183 |
| 3 | BBN2224460310080. | 24.968 | 27.995 | 36.072 |

H1520 mm

| No. of bays | Item no. | Melamine DKK | Painted DKK | Veneer DKK |
|-------------|-------------------|--------------|-------------|------------|
| 1 | BBN2224560110080. | 9.067 | 10.094 | 12.835 |
| 2 | BBN2224560210080. | 18.219 | 20.290 | 25.813 |
| 3 | BBN2224560310080. | 27.206 | 30.290 | 38.517 |

H1820 mm

| No. of bays | Item no. | Melamine DKK | Painted DKK | Veneer DKK |
|-------------|-------------------|--------------|-------------|------------|
| 1 | BBN2224660110080. | 10.087 | 11.182 | 14.099 |
| 2 | BBN2224660210080. | 20.259 | 22.466 | 28.341 |
| 3 | BBN2224660310080. | 30.266 | 33.554 | 42.309 |

H2120 mm

| No. of bays | Item no. | Melamine DKK | Painted DKK | Veneer DKK |
|-------------|-------------------|--------------|-------------|------------|
| 1 | BBN2224760110080. | 11.093 | 12.252 | 15.342 |
| 2 | BBN2224760210080. | 22.271 | 24.606 | 30.827 |
| 3 | BBN2224760310080. | 33.284 | 36.764 | 46.038 |

LINGO ROUND SHELVING SYSTEM

18° - STEEL BACK PANEL - ADJUSTABLE FEET - WITH TOP PLATE - LEFT END SECTION

Painted and veneered Lingo Shelving Systems are FSC-certified.

H720 mm

| No. of bays | Item no. | Melamine DKK | Painted DKK | Veneer DKK |
|-------------|-------------------|--------------|-------------|------------|
| 1 | BBN2225260110080. | 6.498 | 7.372 | 9.707 |
| 2 | BBN2225260210080. | 13.157 | 14.934 | 19.680 |
| 3 | BBN2225260310080. | 19.492 | 22.115 | 29.120 |

H920 mm

| No. of bays | Item no. | Melamine DKK | Painted DKK | Veneer DKK |
|-------------|-------------------|--------------|-------------|------------|
| 1 | BBN2225360110080. | 7.257 | 8.191 | 10.682 |
| 2 | BBN2225360210080. | 14.675 | 16.572 | 21.630 |
| 3 | BBN2225360310080. | 21.769 | 24.572 | 32.045 |

H1220 mm

| No. of bays | Item no. | Melamine DKK | Painted DKK | Veneer DKK |
|-------------|-------------------|--------------|-------------|------------|
| 1 | BBN2225460110080. | 8.355 | 9.369 | 12.076 |
| 2 | BBN2225460210080. | 16.871 | 18.928 | 24.418 |
| 3 | BBN2225460310080. | 25.063 | 28.106 | 36.227 |

H1520 mm

| No. of bays | Item no. | Melamine DKK | Painted DKK | Veneer DKK |
|-------------|-------------------|--------------|-------------|------------|
| 1 | BBN2225560110080. | 9.101 | 10.134 | 12.891 |
| 2 | BBN2225560210080. | 18.363 | 20.458 | 26.048 |
| 3 | BBN2225560310080. | 27.301 | 30.401 | 38.672 |

H1820 mm

| No. of bays | Item no. | Melamine DKK | Painted DKK | Veneer DKK |
|-------------|-------------------|--------------|-------------|------------|
| 1 | BBN2225660110080. | 10.121 | 11.222 | 14.155 |
| 2 | BBN2225660210080. | 20.403 | 22.634 | 28.576 |
| 3 | BBN2225660310080. | 30.361 | 33.665 | 42.464 |

H2120 mm

| No. of bays | Item no. | Melamine DKK | Painted DKK | Veneer DKK |
|-------------|-------------------|--------------|-------------|------------|
| 1 | BBN2225760110080. | 11.127 | 12.292 | 15.398 |
| 2 | BBN2225760210080. | 22.415 | 24.774 | 31.062 |
| 3 | BBN2225760310080. | 33.379 | 36.875 | 46.193 |

LINGO ROUND SHELVING SYSTEM

18° - STEEL BACK PANEL - ADJUSTABLE FEET - WITH TOP PLATE - RIGHT END SECTION

Painted and veneered Lingo Shelving Systems are FSC-certified.

H720 mm

| No. of bays | Item no. | Melamine DKK | Painted DKK | Veneer DKK |
|-------------|-------------------|--------------|-------------|------------|
| 1 | BBN2226260110080. | 6.498 | 7.372 | 9.707 |
| 2 | BBN2226260210080. | 13.157 | 14.934 | 19.680 |
| 3 | BBN2226260310080. | 19.492 | 22.115 | 29.120 |

H920 mm

| No. of bays | Item no. | Melamine DKK | Painted DKK | Veneer DKK |
|-------------|-------------------|--------------|-------------|------------|
| 1 | BBN2226360110080. | 7.257 | 8.191 | 10.682 |
| 2 | BBN2226360210080. | 14.675 | 16.572 | 21.630 |
| 3 | BBN2226360310080. | 21.769 | 24.572 | 32.045 |

H1220 mm

| No. of bays | Item no. | Melamine DKK | Painted DKK | Veneer DKK |
|-------------|-------------------|--------------|-------------|------------|
| 1 | BBN2226460110080. | 8.355 | 9.369 | 12.076 |
| 2 | BBN2226460210080. | 16.871 | 18.928 | 24.418 |
| 3 | BBN2226460310080. | 25.063 | 28.106 | 36.227 |

H1520 mm

| No. of bays | Item no. | Melamine DKK | Painted DKK | Veneer DKK |
|-------------|-------------------|--------------|-------------|------------|
| 1 | BBN2226560110080. | 9.101 | 10.134 | 12.891 |
| 2 | BBN2226560210080. | 18.363 | 20.458 | 26.048 |
| 3 | BBN2226560310080. | 27.301 | 30.401 | 38.672 |

H1820 mm

| No. of bays | Item no. | Melamine DKK | Painted DKK | Veneer DKK |
|-------------|-------------------|--------------|-------------|------------|
| 1 | BBN2226660110080. | 10.121 | 11.222 | 14.155 |
| 2 | BBN2226660210080. | 20.403 | 22.634 | 28.576 |
| 3 | BBN2226660310080. | 30.361 | 33.665 | 42.464 |

H2120 mm

| No. of bays | Item no. | Melamine DKK | Painted DKK | Veneer DKK |
|-------------|-------------------|--------------|-------------|------------|
| 1 | BBN2226760110080. | 11.127 | 12.292 | 15.398 |
| 2 | BBN2226760210080. | 22.415 | 24.774 | 31.062 |
| 3 | BBN2226760310080. | 33.379 | 36.875 | 46.193 |

LINGO ROUND SHELVING SYSTEM

BBN231 - 18° - STEEL BACK FRAME - CASTOR PLATE - FOR TOP SHELF

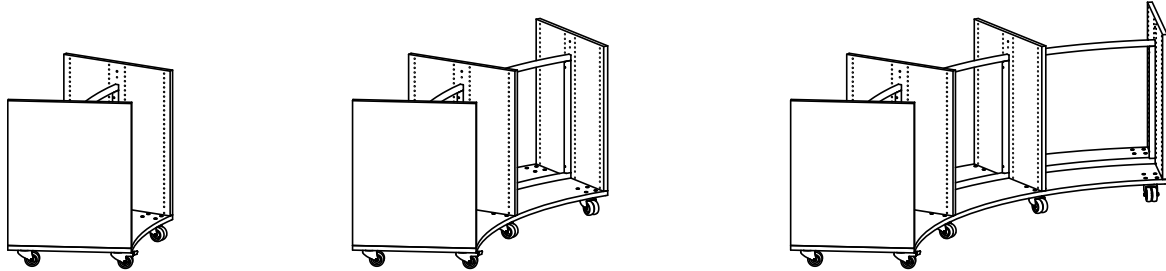


LINGO ROUND SHELVING SYSTEM

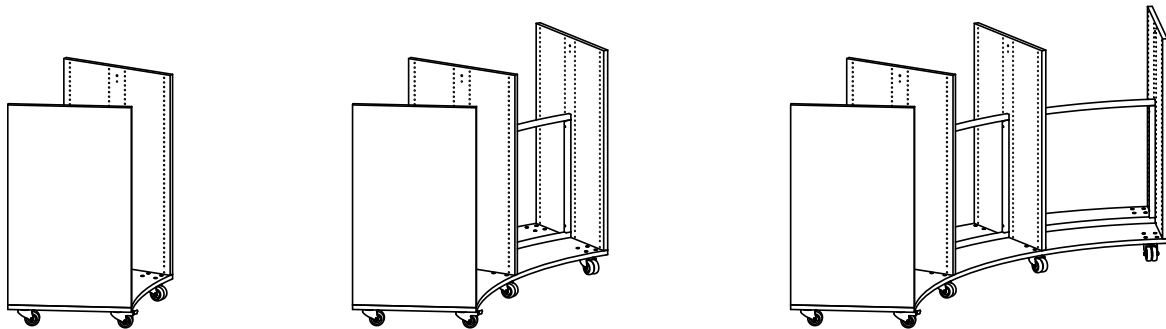
BBN231 - 18° - STEEL BACK FRAME - CASTOR PLATE - FOR TOP SHELF

Round shelving system with wooden panels, steel back frame and castor plate. To be used with top shelf.

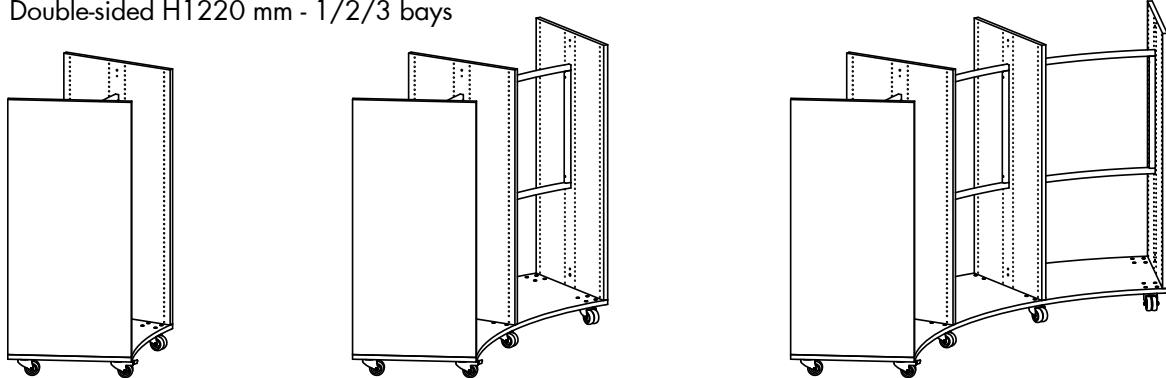
- Prices based on steel price group 1 and wooden price group A (see Design Options pages 6-9).
- For top shelves, see from page 340
- For shelves, see from page 328



Double-sided H920 mm - 1/2/3 bays



Double-sided H1220 mm - 1/2/3 bays



Double-sided H1520 mm - 1/2/3 bays

LINGO ROUND SHELVING SYSTEM

18° - STEEL BACK FRAME - CASTOR PLATE - FOR TOP SHELF

Painted and veneered Lingo Shelving Systems are FSC-certified.

H920 mm

| No. of bays | Item no. | Melamine DKK | Painted DKK | Veneer DKK |
|-------------|------------------|--------------|-------------|------------|
| 1 | BBN231136010006. | 10.145 | 11.575 | 15.386 |
| 2 | BBN231136020006. | 18.558 | 21.112 | 27.918 |
| 3 | BBN231136030006. | 26.609 | 30.223 | 39.855 |

H1220 mm

| No. of bays | Item no. | Melamine DKK | Painted DKK | Veneer DKK |
|-------------|------------------|--------------|-------------|------------|
| 1 | BBN231146010006. | 11.059 | 12.649 | 16.892 |
| 2 | BBN231146020006. | 19.929 | 22.723 | 30.177 |
| 3 | BBN231146030006. | 28.437 | 32.371 | 42.867 |

H1520 mm

| No. of bays | Item no. | Melamine DKK | Painted DKK | Veneer DKK |
|-------------|------------------|--------------|-------------|------------|
| 1 | BBN231156010006. | 11.271 | 12.899 | 17.242 |
| 2 | BBN231156020006. | 20.247 | 23.098 | 30.702 |
| 3 | BBN231156030006. | 28.861 | 32.871 | 43.567 |

LINGO ROUND SHELVING SYSTEM

18° - STEEL BACK FRAME - CASTOR PLATE - FOR TOP SHELF



LINGO ROUND SHELVING SYSTEM

BBN231 - 18° - HIGH STEEL BACK PANEL - CASTOR PLATE - FOR TOP SHELF

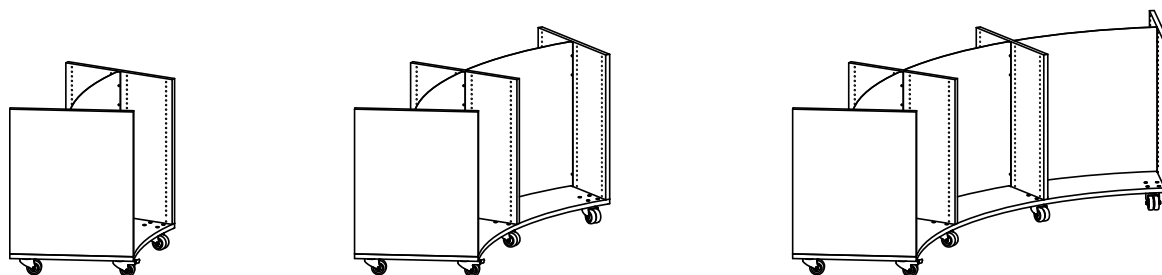


LINGO ROUND SHELVING SYSTEM

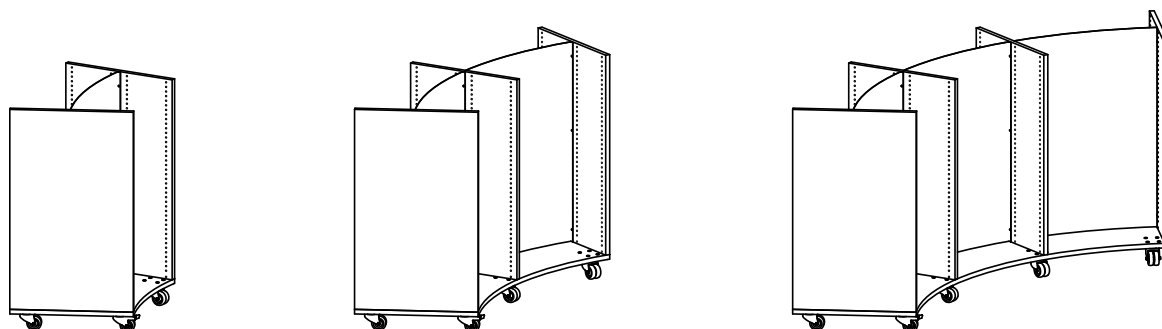
BBN231 - 18° - HIGH STEEL BACK PANEL - CASTOR PLATE - FOR TOP SHELF

Round shelving system with wooden panels, high steel back panel and castor plate.
To be used with top shelves WT5 standard depth top shelf.

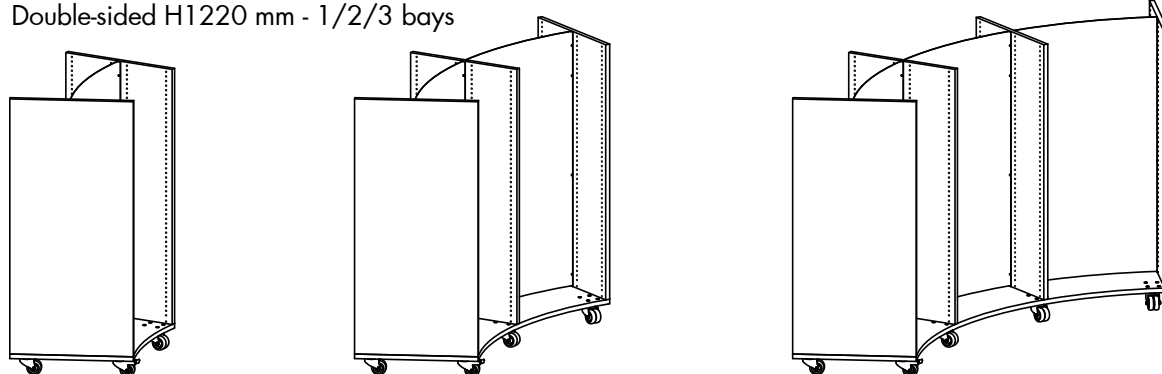
- Prices based on steel price group 1 and wooden price group A (see Design Options pages 6-9).
- For top shelves, see from page 340
- For shelves, see from page 328



Double-sided H920 mm - 1/2/3 bays



Double-sided H1220 mm - 1/2/3 bays



Double-sided H1520 mm - 1/2/3 bays

LINGO ROUND SHELVING SYSTEM

18° - HIGH STEEL BACK PANEL - CASTOR PLATE - FOR TOP SHELF

Painted and veneered Lingo Shelving Systems are FSC-certified.

H920 mm

| No. of bays | Item no. | Melamine DKK | Painted DKK | Veneer DKK |
|-------------|------------------|--------------|-------------|------------|
| 1 | BBN231136010008. | 10.060 | 11.490 | 15.301 |
| 2 | BBN231136020008. | 18.388 | 20.942 | 27.748 |
| 3 | BBN231136030008. | 26.354 | 29.968 | 39.600 |

H1220 mm

| No. of bays | Item no. | Melamine DKK | Painted DKK | Veneer DKK |
|-------------|------------------|--------------|-------------|------------|
| 1 | BBN231146010008. | 11.615 | 13.205 | 17.448 |
| 2 | BBN231146020008. | 21.041 | 23.835 | 31.289 |
| 3 | BBN231146030008. | 30.105 | 34.039 | 44.535 |

H1520 mm

| No. of bays | Item no. | Melamine DKK | Painted DKK | Veneer DKK |
|-------------|------------------|--------------|-------------|------------|
| 1 | BBN231156010008. | 12.467 | 14.095 | 18.438 |
| 2 | BBN231156020008. | 22.639 | 25.490 | 33.094 |
| 3 | BBN231156030008. | 32.449 | 36.459 | 47.155 |

LINGO ROUND SHELVING SYSTEM

18° - HIGH STEEL BACK PANEL - CASTOR PLATE - FOR TOP SHELF

LINGO ROUND SHELVING SYSTEM

BBN231 - 18° - LOW STEEL BACK PANEL - CASTOR PLATE - FOR TOP SHELF

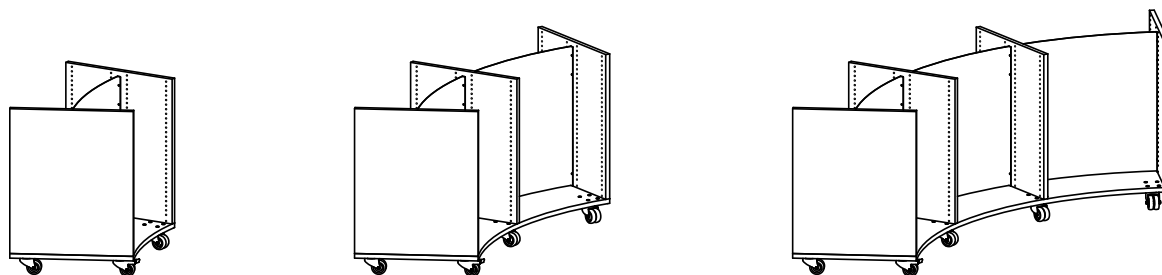


LINGO ROUND SHELVING SYSTEM

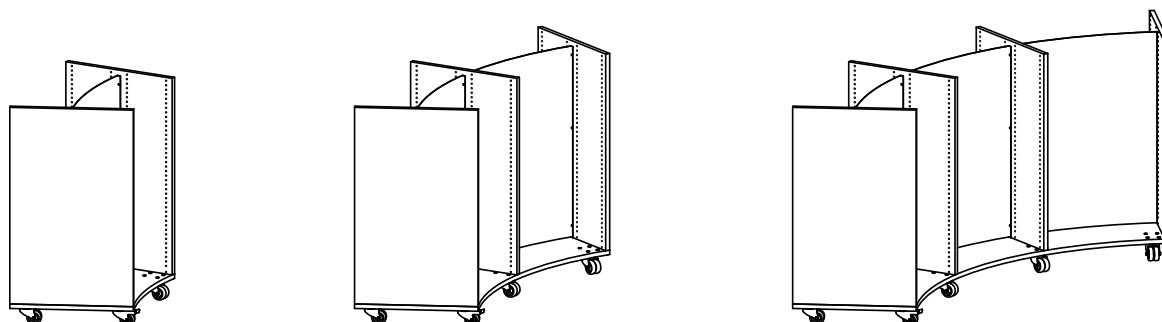
BBN231 - 18° - LOW STEEL BACK PANEL - CASTOR PLATE - FOR TOP SHELF

Round shelving system with wooden panels, low steel back panel and castor plate.
To be used with top shelves WT5 full depth and WT5 double-sided top shelf.

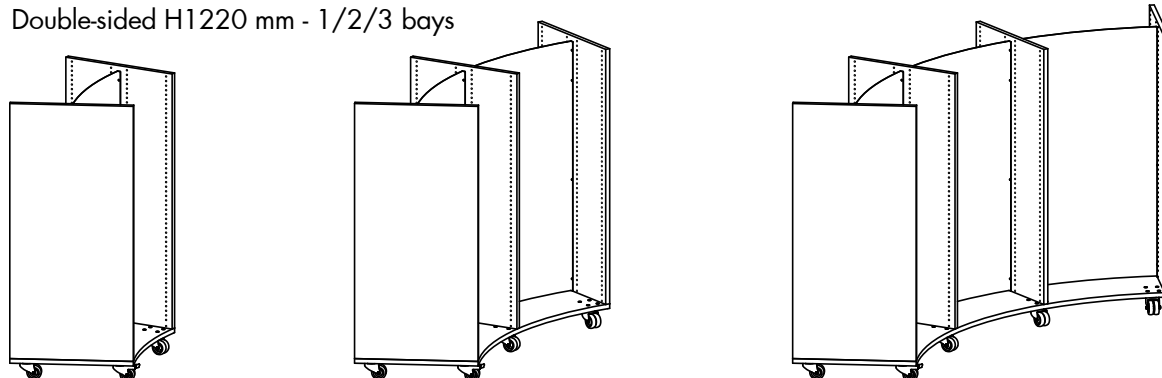
- Prices based on steel price group 1 and wooden price group A (see Design Options pages 6-9).
- For top shelves, see from page 340
- For shelves, see from page 328
- For slat panels, see from page 351 (note slate panel replaces outer panel)



Double-sided H920 mm - 1/2/3 bays



Double-sided H1220 mm - 1/2/3 bays



Double-sided H1520 mm - 1/2/3 bays

LINGO ROUND SHELVING SYSTEM

18° - LOW STEEL BACK PANEL - CASTOR PLATE - FOR TOP SHELF

Painted and veneered Lingo Shelving Systems are FSC-certified.

H920 mm

| No. of bays | Item no. | Melamine DKK | Painted DKK | Veneer DKK |
|-------------|------------------|--------------|-------------|------------|
| 1 | BBN231136010007. | 10.060 | 11.490 | 15.301 |
| 2 | BBN231136020007. | 18.388 | 20.942 | 27.748 |
| 3 | BBN231136030007. | 26.354 | 29.968 | 39.600 |

H1220 mm

| No. of bays | Item no. | Melamine DKK | Painted DKK | Veneer DKK |
|-------------|------------------|--------------|-------------|------------|
| 1 | BBN231146010007. | 11.615 | 13.205 | 17.448 |
| 2 | BBN231146020007. | 21.041 | 23.835 | 31.289 |
| 3 | BBN231146030007. | 30.105 | 34.039 | 44.535 |

H1520 mm

| No. of bays | Item no. | Melamine DKK | Painted DKK | Veneer DKK |
|-------------|------------------|--------------|-------------|------------|
| 1 | BBN231156010007. | 12.467 | 14.095 | 18.438 |
| 2 | BBN231156020007. | 22.639 | 25.490 | 33.094 |
| 3 | BBN231156030007. | 32.449 | 36.459 | 47.155 |

LINGO ROUND SHELVING SYSTEM

18° - LOW STEEL BACK PANEL - CASTOR PLATE - FOR TOP SHELF

LINGO ROUND SHELVING SYSTEM

BBN232 - 18° - STEEL BACK FRAME - CASTOR PLATE - WITH OVERLAYING TOP PLATE

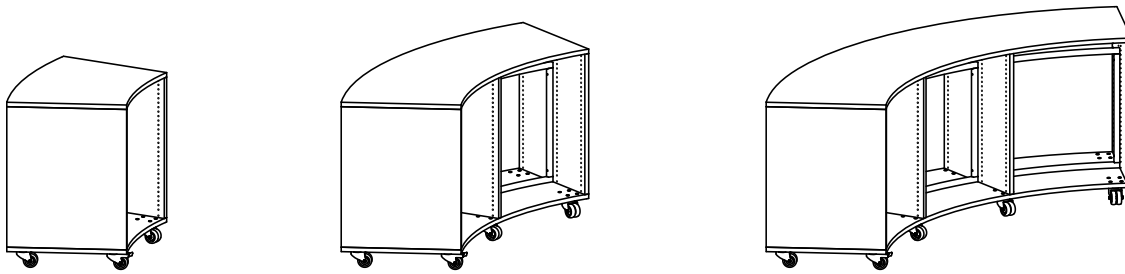


LINGO ROUND SHELVING SYSTEM

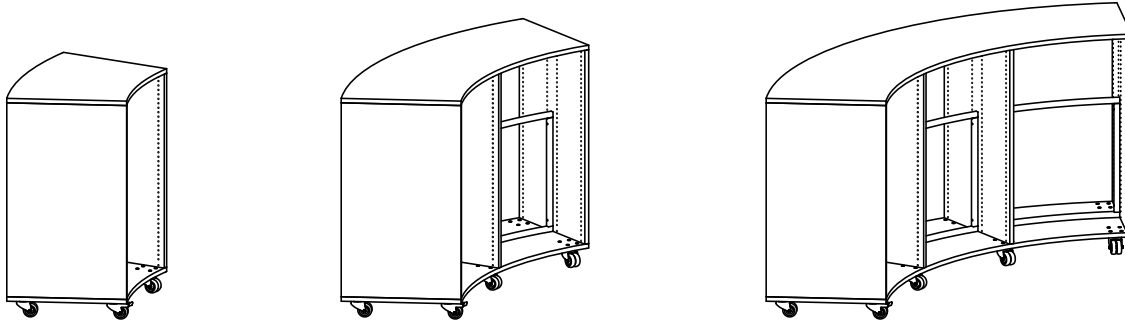
BBN232 - 18° - STEEL BACK FRAME - CASTOR PLATE - WITH OVERLAYING TOP PLATE

Round shelving system with wooden panels, steel back frame, castor plate and overlaying top plate.

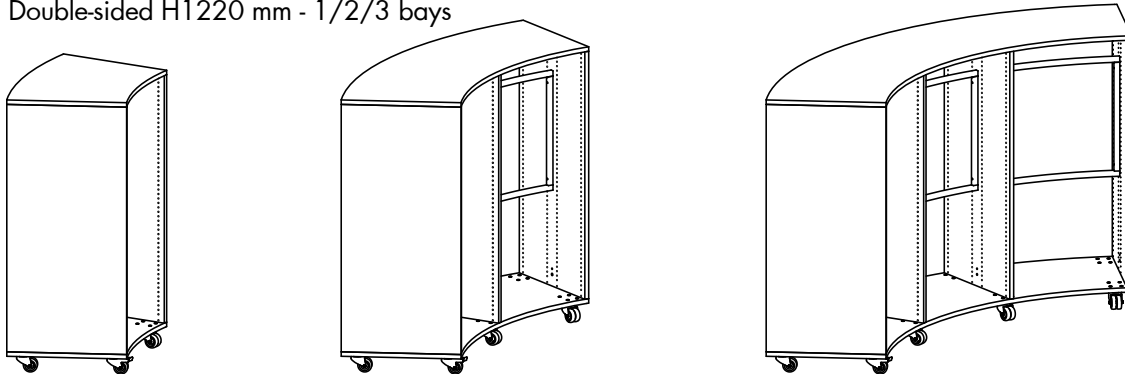
- Prices based on steel price group 1 and wooden price group A (see Design Options pages 6-9).
- For shelves, see from page 328



Double-sided H920 mm - 1/2/3 bays



Double-sided H1220 mm - 1/2/3 bays



Double-sided H1520 mm - 1/2/3 bays

LINGO ROUND SHELVING SYSTEM

18° - STEEL BACK FRAME - CASTOR PLATE - WITH OVERLAYING TOP PLATE

Painted and veneered Lingo Shelving Systems are FSC-certified.

H920 mm

| No. of bays | Item no. | Melamine DKK | Painted DKK | Veneer DKK |
|-------------|------------------|--------------|-------------|------------|
| 1 | BBN232136011006. | 13.923 | 16.019 | 21.609 |
| 2 | BBN232136021006. | 26.259 | 30.172 | 40.602 |
| 3 | BBN232136031006. | 37.910 | 43.518 | 58.468 |

H1220 mm

| No. of bays | Item no. | Melamine DKK | Painted DKK | Veneer DKK |
|-------------|------------------|--------------|-------------|------------|
| 1 | BBN232146011006. | 14.837 | 17.093 | 23.115 |
| 2 | BBN232146021006. | 27.630 | 31.783 | 42.861 |
| 3 | BBN232146031006. | 39.738 | 45.666 | 61.480 |

H1520 mm

| No. of bays | Item no. | Melamine DKK | Painted DKK | Veneer DKK |
|-------------|------------------|--------------|-------------|------------|
| 1 | BBN232156011006. | 15.049 | 17.343 | 23.465 |
| 2 | BBN232156021006. | 27.948 | 32.158 | 43.386 |
| 3 | BBN232156031006. | 40.162 | 46.166 | 62.180 |

LINGO ROUND SHELVING SYSTEM

18° - STEEL BACK FRAME - CASTOR PLATE - WITH OVERLAYING TOP PLATE

LINGO ROUND SHELVING SYSTEM

BBN232 - 18° - STEEL BACK PANEL - CASTOR PLATE - WITH OVERLAYING TOP PLATE

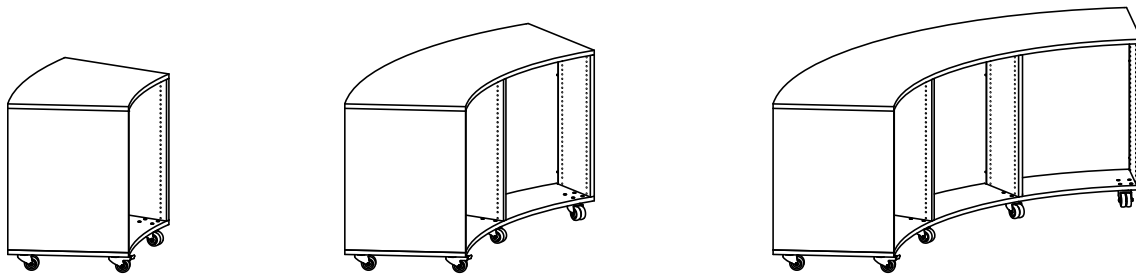


LINGO ROUND SHELVING SYSTEM

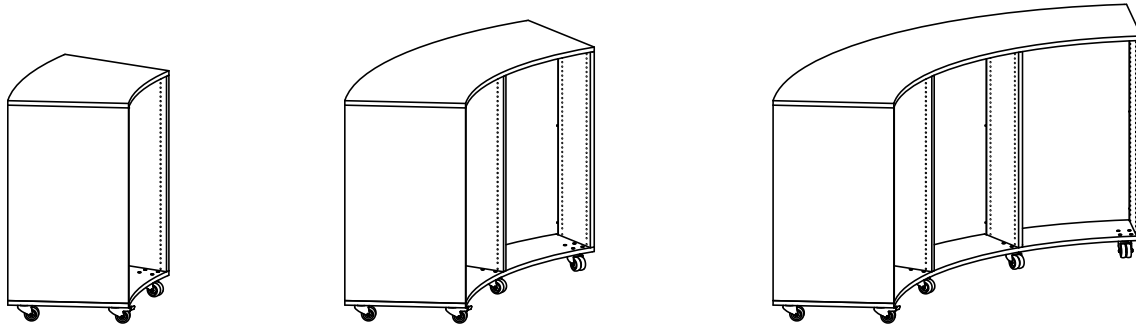
BBN232 - 18° - STEEL BACK PANEL - CASTOR PLATE - WITH OVERLAYING TOP PLATE

Round shelving system with wooden panels, steel back panel, castor plate and overlaying top plate.

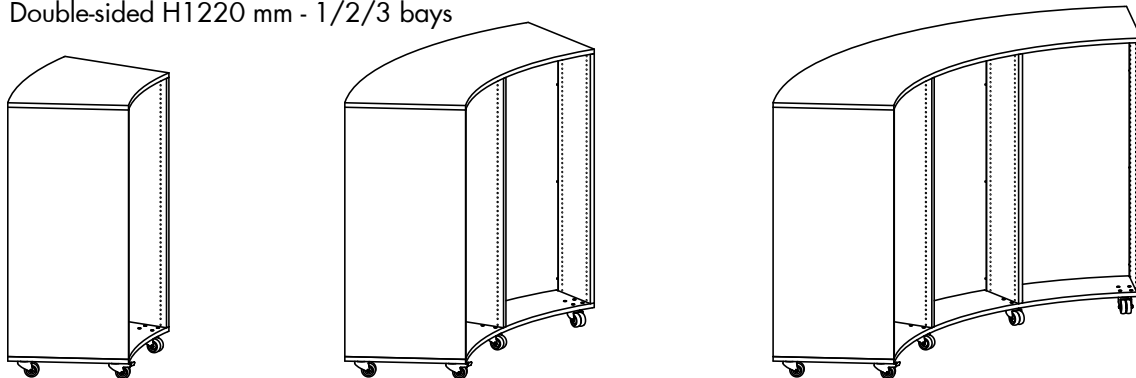
- Prices based on steel price group 1 and wooden price group A (see Design Options pages 6-9).
- For shelves, see from page 328



Double-sided H920 mm - 1/2/3 bays



Double-sided H1220 mm - 1/2/3 bays



Double-sided H1520 mm - 1/2/3 bays

LINGO ROUND SHELVING SYSTEM

18° - STEEL BACK PANEL - CASTOR PLATE - WITH OVERLAYING TOP PLATE

Painted and veneered Lingo Shelving Systems are FSC-certified.

H920 mm

| No. of bays | Item no. | Melamine DKK | Painted DKK | Veneer DKK |
|-------------|------------------|--------------|-------------|------------|
| 1 | BBN232136011008. | 13.838 | 15.934 | 21.524 |
| 2 | BBN232136021008. | 26.089 | 30.002 | 40.432 |
| 3 | BBN232136031008. | 37.655 | 43.263 | 58.213 |

H1220 mm

| No. of bays | Item no. | Melamine DKK | Painted DKK | Veneer DKK |
|-------------|------------------|--------------|-------------|------------|
| 1 | BBN232146011008. | 15.393 | 17.649 | 23.671 |
| 2 | BBN232146021008. | 28.742 | 32.895 | 43.973 |
| 3 | BBN232146031008. | 41.406 | 47.334 | 63.148 |

H1520 mm

| No. of bays | Item no. | Melamine DKK | Painted DKK | Veneer DKK |
|-------------|------------------|--------------|-------------|------------|
| 1 | BBN232156011008. | 16.245 | 18.539 | 24.661 |
| 2 | BBN232156021008. | 30.340 | 34.550 | 45.778 |
| 3 | BBN232156031008. | 43.750 | 49.754 | 65.768 |

LINGO ROUND SHELVING SYSTEM

18° - STEEL BACK PANEL - CASTOR PLATE - WITH OVERLAYING TOP PLATE



COMPONENTS

CHECK LIST

When constructing your round shelving, there are many factors to be taken into consideration and most importantly, you must remember to order all parts. Below you will find a check list of components you need to consider when constructing your round wooden shelving.

SHELVES

The following factors are all to be considered before choosing the shelf:

- steel or wooden shelf
- steel or wooden topshelf, or wooden overlaying top plate

CASTORS

Extra components to complete the function and design of shelving:

- castor frame with castors
- castor plate with castors
- plinth

PANELS

The following factors are all to be considered before choosing the panel:

- height (720/920/1220/1520/1820/2120 mm)
- stationary or mobile (adjustable feet/castor frame/castor plate)
- top (top shelf/overlaying top plate)

CONNECTION ELEMENTS

To support the shelving and determine the design of shelving system, you must choose between one of the 2 connection elements. Note that if you wish to combine straight and round shelving and maintain the same design, you must use the steel back frame.:

- steel back frame/ steel back panel

SHELVES

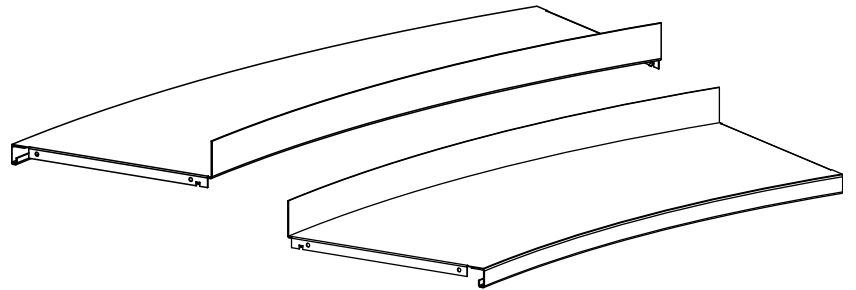
S5 - ROUND STEEL SHELVES

See below for overview of standard round steel shelves:

S5 - ROUND STEEL SHELF WITH STEEL BACKEDGE

Details:

- 26°/18°
- Inner & outer
- Depth 300 mm
- Steel backedge H47 mm
- Steel brackets
- Max. weight 80 kg.



Use with:

- WT5 - wooden top shelf
- WO5 - wooden overlaying top plate

Note:

- Steel shelves placed at the bottom, must always be fixed with screws.

SHELVES

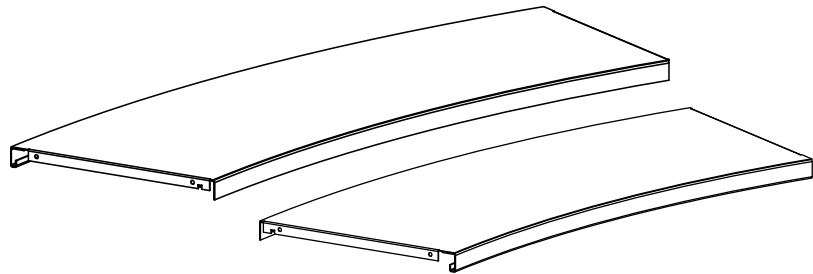
S6 - ROUND STEEL SHELVES

See below for overview of standard round steel shelves:

S6 - ROUND STEEL SHELF

Details:

- 26°/18°
- Inner & outer
- Depth 300 mm
- Steel brackets
- Max. weight 80 kg.



Use with:

- WT5 - wooden top shelf
- WO5 - wooden overlaying top plate

Note:

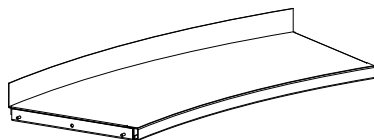
- Steel shelves placed at the bottom, must always be fixed with screws.

SHELVES

S5 - ROUND STEEL SHELF WITH STEEL BACKEDGE

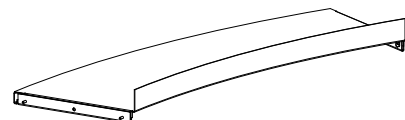
S5 - intermediate, round, steel shelf with steel backedge and steel brackets - inner

| Steel backedge 47 mm. With brackets and fittings. | Degree | Shelf depth mm | Item no. | Price DKK |
|--|--------|-------------------|-----------|--------------|
| | 26 | 300 | BBN290611 | 1.750 |
| | 18 | 300 | BBN290811 | 1.750 |



S5 - intermediate, round, steel shelf with steel backedge and steel brackets - outer

| Steel backedge 47 mm. With brackets, fittings and shelf strengthner. | Degree | Shelf depth mm | Item no. | Price DKK |
|--|--------|-------------------|-----------|--------------|
| | 26 | 300 | BBN290621 | 1.984 |
| | 18 | 300 | BBN290821 | 1.984 |



SHELVES

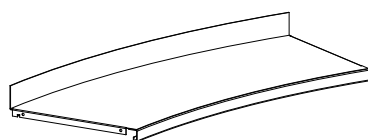
S5 - ROUND STEEL SHELF WITH STEEL BACKEDGE & BRACKETS

S5 - intermediate, round, steel shelf with steel backedge - inner

Steel backedge 47 mm.
Brackets to be ordered
separately, see below.

| Degree | Shelf depth mm |
|--------|-------------------|
| 26 | 300 |
| 18 | 300 |

| Item no. | Price DKK |
|----------|--------------|
| BN26561 | 1.612 |
| BN26581 | 1.612 |

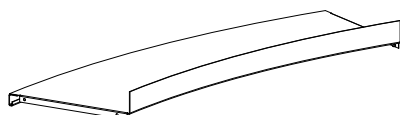


S5 - intermediate, round, steel shelf with steel backedge - outer

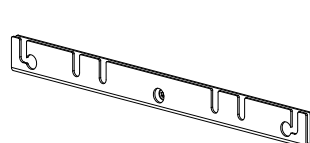
Steel backedge 47 mm.
With shelf strengthner.
Brackets to be ordered
separately, see below.

| Degree | Shelf depth mm |
|--------|-------------------|
| 26 | 300 |
| 18 | 300 |

| Item no. | Price DKK |
|----------|--------------|
| BN26562 | 1.846 |
| BN26582 | 1.846 |



Steel bracket - for S5 & S6



| Shelf depth mm |
|-------------------|
| 300 |

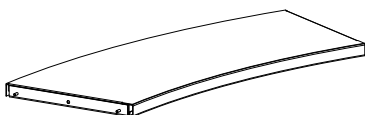
| Item no. | Price DKK |
|----------|--------------|
| BN0843 | 69 |

SHELVES

S6 - ROUND STEEL SHELF

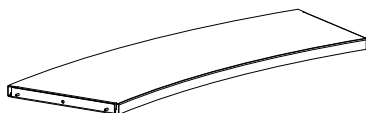
S6 - intermediate, round, steel shelf with steel brackets - inner

| With brackets and fittings. | Degree | Shelf depth mm | Item no. | Price DKK |
|-----------------------------|--------|-------------------|-----------|--------------|
| | 26 | 300 | BBN290612 | 1.750 |
| | 18 | 300 | BBN290812 | 1.750 |



S6 - intermediate, round, steel shelf with steel brackets - outer

| With brackets, fittings and shelf strengthenner. | Degree | Shelf depth mm | Item no. | Price DKK |
|---|--------|-------------------|-----------|--------------|
| | 26 | 300 | BBN290622 | 1.984 |
| | 18 | 300 | BBN290822 | 1.984 |



SHELVES

S6 - ROUND STEEL SHELF & BRACKETS

S6 - intermediate, round, steel shelf - inner

Brackets to be ordered separately, see below.

| Degree | Shelf depth mm |
|--------|-------------------|
| 26 | 300 |
| 18 | 300 |

Item no.

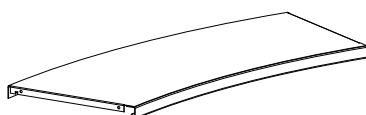
Price
DKK

BN26661

1.612

BN26681

1.612



S6 - intermediate, round, steel shelf - outer

With shelf strengthner.
Brackets to be ordered separately, see below.

| Degree | Shelf depth mm |
|--------|-------------------|
| 26 | 300 |
| 18 | 300 |

Item no.

Price
DKK

BN26662

1.846

BN26682

1.846



Steel bracket - for S5 & S6

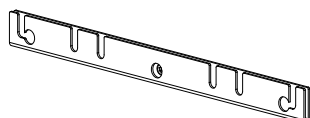
| Shelf depth mm |
|-------------------|
| 300 |

Item no.

Price
DKK

BN0843

69



SHELVES

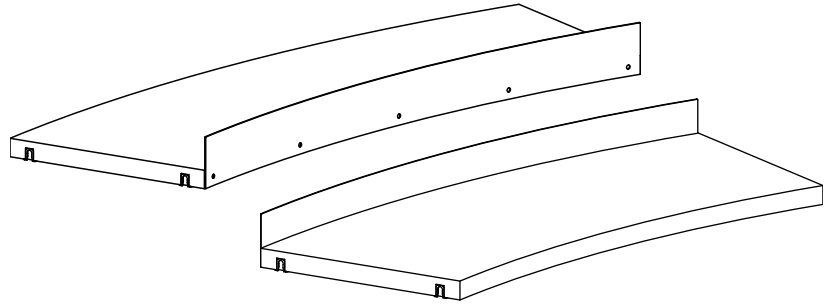
W5 & W6 - ROUND WOODEN SHELVES

See below for overview of standard round wooden shelves:

W5 - ROUND WOODEN SHELF WITH H47 MM STEEL BACKEDGE

Details:

- 26°/18°
- Depth 300 mm
- Painted/veneer
- Steel backedge H47 mm
- Snapfix for intermediate shelf/
snapfix and screws for bottom shelf
- Max. weight 80 kg.
- Blockboard



Use with:

- S6 - round steel top shelf
- WT5 - round wooden top shelf
- WO5 - round wooden overlaying top plate

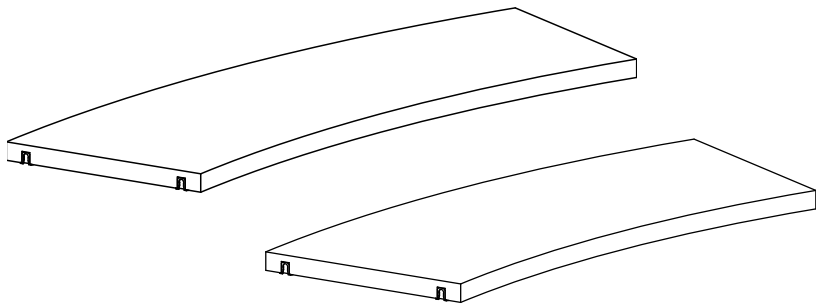
Note:

- Wooden shelves placed at the bottom, must always be fixed with snapfix and screws.

W6 - ROUND WOODEN SHELF

Details:

- 26°/18°
- Depth 300 mm
- Painted/veneer
- No backedge
- Snapfix for intermediate shelf/
snapfix and screws for bottom shelf
- Max. weight 80 kg.
- Blockboard



Use with:

- S6 - round steel top shelf
- WT5 - wooden top shelf
- WO5 - wooden overlaying top plate

Note:

- Wooden shelves placed at the bottom, must always be fixed with snapfix and screws.

SHELVES

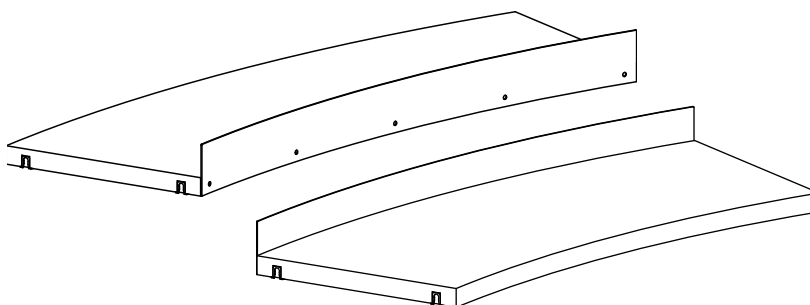
W7 & W8 - ROUND WOODEN SHELVES

See below for overview of standard round wooden shelves:

W7 - ROUND WOODEN SHELF WITH H47 MM STEEL BACKEDGE

Details:

- 26°/18°
- Depth 300 mm
- Melamine
- Steel backedge H47 mm
- Snapfix for intermediate shelf/
snapfix and screws for bottom shelf
- Max. weight 60 kg.
- Particleboard



Use with:

- S6 - round steel top shelf
- WT7 - wooden top shelf
- WO5 - wooden overlaying top plate

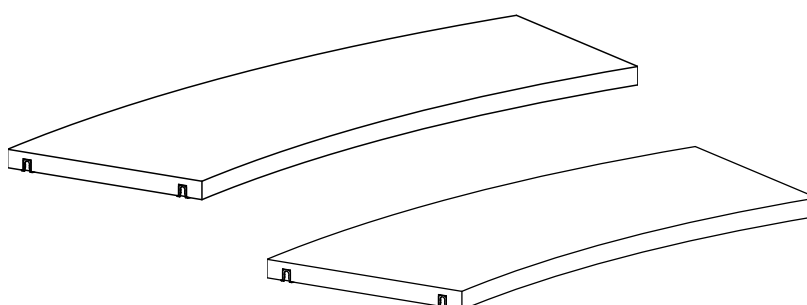
Note:

- Wooden shelves placed at the bottom, must always be fixed with snapfix and screws.

W8 - ROUND WOODEN SHELF

Details:

- 26°/18°
- Depth 300 mm
- Melamine
- No backedge
- Snapfix for intermediate shelf/
snapfix and screws for bottom shelf
- Max. weight 60 kg.
- Particleboard



Use with:

- S6 - round steel top shelf
- WT7 - wooden top shelf
- WO5 - wooden overlaying top plate

Note:

- Wooden shelves placed at the bottom, must always be fixed with snapfix and screws.

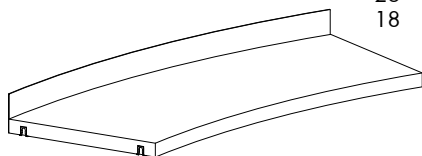
SHELVES

W5 - ROUND WOODEN SHELF WITH H47 MM BACKEDGE AND COMPONENTS

Painted and veneered shelves are FSC-certified.

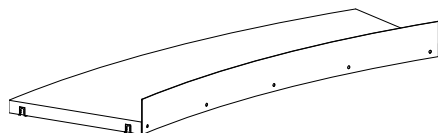
W5 - intermediate, round wooden shelf with steel backedge and snapfix - inner

| H47 mm steel backedge. Blockboard. Incl. fittings (snapfix). | Degree | Shelf depth mm | Item no. | Melamine DKK | Painted DKK | Veneer DKK |
|--|--------|-------------------|-----------------|-----------------|----------------|---------------|
| | 26 | 300 | BN267611.ZZZZZ3 | - | 1.974 | 2.738 |
| | 18 | 300 | BN267811.ZZZZZ3 | - | 1.974 | 2.738 |



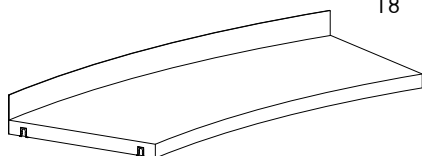
W5 - intermediate, round wooden shelf with steel backedge and snapfix - outer

| H47 mm steel backedge. Blockboard. Incl. fittings (snapfix). | Degree | Shelf depth mm | Item no. | Melamine DKK | Painted DKK | Veneer DKK |
|--|--------|-------------------|-----------------|-----------------|----------------|---------------|
| | 26 | 300 | BN267621.ZZZZZ3 | - | 2.363 | 3.282 |
| | 18 | 300 | BN267821.ZZZZZ3 | - | 2.363 | 3.282 |



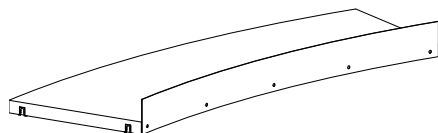
W5 - bottom, round wooden shelf with steel backedge, snapfix and screws - inner

| H47 mm steel backedge. Blockboard. Incl. fittings (snapfix and screws). | Degree | Shelf depth mm | Item no. | Melamine DKK | Painted DKK | Veneer DKK |
|---|--------|-------------------|-----------------|-----------------|----------------|---------------|
| | 26 | 300 | BN267611.ZZZZZ2 | - | 1.974 | 2.738 |
| | 18 | 300 | BN267811.ZZZZZ2 | - | 1.974 | 2.738 |



W5 - bottom, round wooden shelf with steel backedge, snapfix and screws - outer

| H47 mm steel backedge. Blockboard. Incl. fittings (snapfix and screws). | Degree | Shelf depth mm | Item no. | Melamine DKK | Painted DKK | Veneer DKK |
|---|--------|-------------------|-----------------|-----------------|----------------|---------------|
| | 26 | 300 | BN267621.ZZZZZ2 | - | 2.363 | 3.282 |
| | 18 | 300 | BN267821.ZZZZZ2 | - | 2.363 | 3.282 |



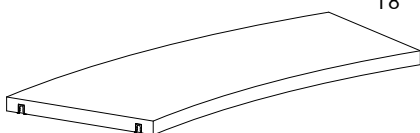
SHELVES

W6 - ROUND WOODEN SHELF AND COMPONENTS

Painted and veneered shelves are FSC-certified.

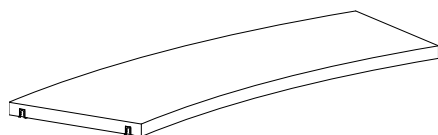
W6 - intermediate, round wooden shelf without backedge, with snapfix - inner

| Blockboard. Incl. fittings (snapfix). | Degree | Shelf depth mm | Item no. | Melamine DKK | Painted DKK | Veneer DKK |
|--|--------|-------------------|-----------------|-----------------|----------------|---------------|
| | 26 | 300 | BN267610.ZZZZZ3 | - | 1.769 | 2.477 |
| | 18 | 300 | BN267810.ZZZZZ3 | - | 1.769 | 2.477 |



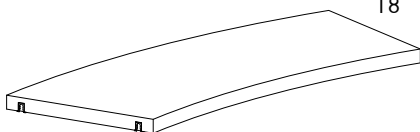
W6 - intermediate, round wooden shelf without backedge, with snapfix - outer

| Blockboard. Incl. fittings (snapfix). | Degree | Shelf depth mm | Item no. | Melamine DKK | Painted DKK | Veneer DKK |
|--|--------|-------------------|-----------------|-----------------|----------------|---------------|
| | 26 | 300 | BN267620.ZZZZZ3 | - | 2.158 | 3.021 |
| | 18 | 300 | BN267820.ZZZZZ3 | - | 2.158 | 3.021 |



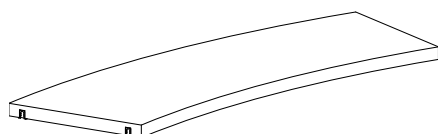
W6 - bottom, round wooden shelf without backedge, with snapfix and screws - inner

| Blockboard. Incl. fittings (snapfix and screws). | Degree | Shelf depth mm | Item no. | Melamine DKK | Painted DKK | Veneer DKK |
|---|--------|-------------------|-----------------|-----------------|----------------|---------------|
| | 26 | 300 | BN267610.ZZZZZ2 | - | 1.769 | 2.477 |
| | 18 | 300 | BN267810.ZZZZZ2 | - | 1.769 | 2.477 |



W6 - bottom, round wooden shelf without backedge, with snapfix and screws - outer

| Blockboard. Incl. fittings (snapfix and screws). | Degree | Shelf depth mm | Item no. | Melamine DKK | Painted DKK | Veneer DKK |
|---|--------|-------------------|-----------------|-----------------|----------------|---------------|
| | 26 | 300 | BN267620.ZZZZZ2 | - | 2.158 | 3.021 |
| | 18 | 300 | BN267820.ZZZZZ2 | - | 2.158 | 3.021 |

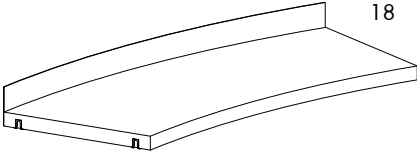


SHELVES

W7 - ROUND WOODEN SHELF WITH H47 MM BACKEDGE & COMPONENTS

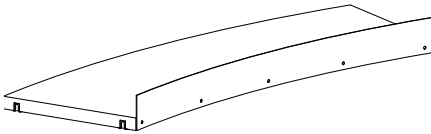
W7 - intermediate, round wooden shelf with steel backedge and snapfix - inner

| H47 mm steel backedge. Particleboard. Incl. fittings (snapfix) | Degree | Shelf depth mm | Item no. | Melamine DKK | Painted DKK | Veneer DKK |
|--|--------|-------------------|---------------|-----------------|----------------|---------------|
| | 26 | 300 | BN270611.ZZZ3 | 1.678 | - | - |
| | 18 | 300 | BN270811.ZZZ3 | 1.678 | - | - |



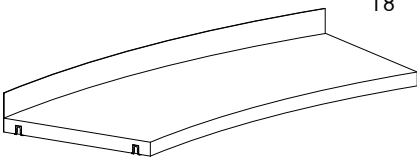
W7 - intermediate, round wooden shelf with steel backedge and snapfix - outer

| H47 mm steel backedge. Particleboard. Incl. fittings (snapfix) | Degree | Shelf depth mm | Item no. | Laminate DKK | Painted DKK | Veneer DKK |
|--|--------|-------------------|---------------|-----------------|----------------|---------------|
| | 26 | 300 | BN270621.ZZZ3 | 2.008 | - | - |
| | 18 | 300 | BN270821.ZZZ3 | 2.008 | - | - |



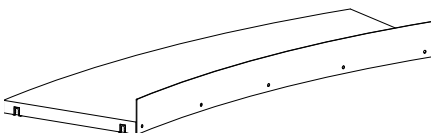
W7 - bottom, round wooden shelf with steel backedge, snapfix and screws - inner

| H47 mm steel backedge. Particleboard Incl. fittings (snapfix) | Degree | Shelf depth mm | Item no. | Melamine DKK | Painted DKK | Veneer DKK |
|---|--------|-------------------|---------------|-----------------|----------------|---------------|
| | 26 | 300 | BN270611.ZZZ2 | 1.678 | - | - |
| | 18 | 300 | BN270811.ZZZ2 | 1.678 | - | - |



W7 - bottom, round wooden shelf with steel backedge, snapfix and screws - outer

| H47 mm steel backedge. Particleboard. Incl. fittings (snapfix) | Degree | Shelf depth mm | Item no. | Laminate DKK | Painted DKK | Veneer DKK |
|--|--------|-------------------|---------------|-----------------|----------------|---------------|
| | 26 | 300 | BN270621.ZZZ2 | 2.008 | - | - |
| | 18 | 300 | BN270821.ZZZ2 | 2.008 | - | - |

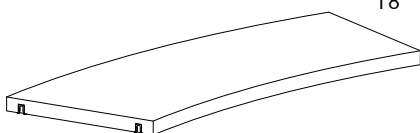


SHELVES

W8 - ROUND WOODEN SHELF

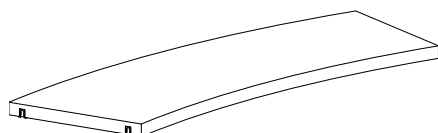
W8 - intermediate, round wooden shelf without backedge, with snapfix - inner

| Particleboard. Incl. fittings (snapfix). | Degree | Shelf depth mm | Item no. | Melamine DKK | Painted DKK | Veneer DKK |
|--|--------|----------------|---------------|--------------|-------------|------------|
| | 26 | 300 | BN270610.ZZZ3 | 1.504 | - | - |
| | 18 | 300 | BN270810.ZZZ3 | 1.504 | - | - |



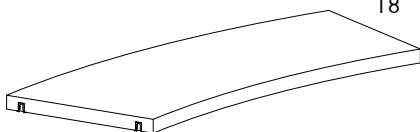
W8 - intermediate, round wooden shelf without backedge, with snapfix - outer

| Particleboard. Incl. fittings (snapfix). | Degree | Shelf depth mm | Item no. | Laminate DKK | Painted DKK | Veneer DKK |
|--|--------|----------------|---------------|--------------|-------------|------------|
| | 26 | 300 | BN270620.ZZZ3 | 1.834 | - | - |
| | 18 | 300 | BN270820.ZZZ3 | 1.834 | - | - |



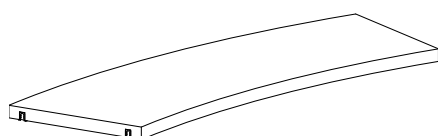
W8 - bottom, round wooden shelf without backedge, with snapfix and screws - inner

| Particleboard. Incl. fittings (snapfix and screws). | Degree | Shelf depth mm | Item no. | Melamine DKK | Painted DKK | Veneer DKK |
|---|--------|----------------|---------------|--------------|-------------|------------|
| | 26 | 300 | BN270610.ZZZ2 | 1.504 | - | - |
| | 18 | 300 | BN270810.ZZZ2 | 1.504 | - | - |



W8 - bottom, round wooden shelf without backedge, with snapfix and screws - outer

| Particleboard. Incl. fittings (snapfix and screws). | Degree | Shelf depth mm | Item no. | Laminate DKK | Painted DKK | Veneer DKK |
|---|--------|----------------|---------------|--------------|-------------|------------|
| | 26 | 300 | BN270620.ZZZ2 | 1.834 | - | - |
| | 18 | 300 | BN270820.ZZZ2 | 1.834 | - | - |



SHELVES

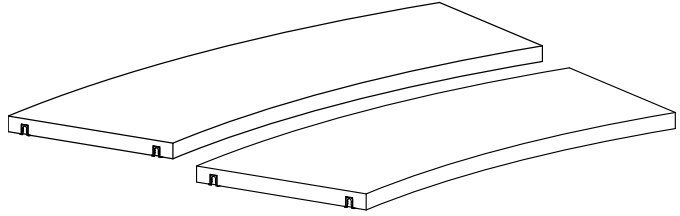
WT5 - ROUND WOODEN TOP SHELVES

Choose between a wooden top shelf (placed in between the wooden panels) or a wooden overlaying top plate (placed on top of the panels).

WT5 - ROUND WOODEN TOP SHELF

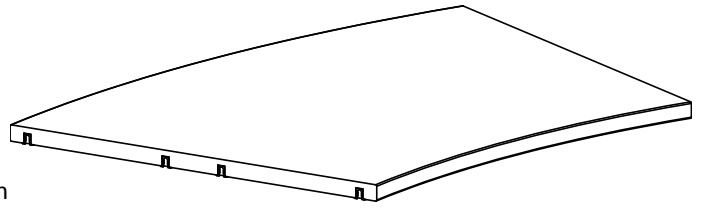
Details:

- 26°/18°
- Painted/veneer
- Single-sided standard depth inner & outer
Double-sided
- Snapfix and screws
- Max. weight 25 kg
- Particleboard



Use with:

- S5 - round steel shelves
- W5/W6/W7/W8 - round wooden shelves
- WP1/WP5 - wooden panel
- SBP5/SBP7 - round steel back panel for standard depth
SBP6/SBP8 - round steel back panel for double-sided



Note:

- Wooden top shelves must always be fixed with snapfix and screws.

SHELVES

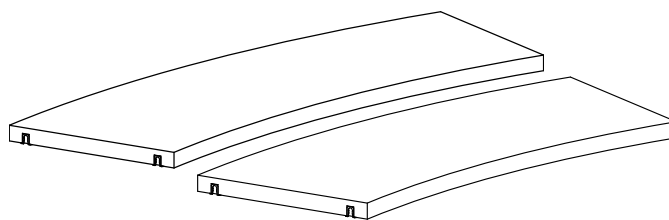
WT7 - ROUND WOODEN TOP SHELVES

Choose between a wooden top shelf (placed in between the wooden panels) or a wooden overlaying top plate (placed on top of the panels).

WT7 - ROUND WOODEN TOP SHELF

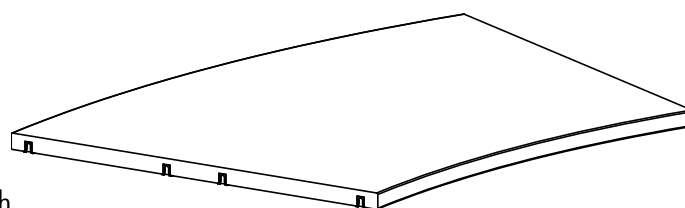
Details:

- 26°/18°
- Melamine
- Single-sided standard depth inner & outer
Double-sided
- Snapfix and screws
- Max. weight 25 kg.
- Particleboard



Use with:

- S5 - round steel shelves
- W5/W5/W7/W8 - round wooden shelves
- WP1/WP5 - wooden panel
- SBP5/SBP7 - round steel back panel for standard depth
SBP6/SBP8 - round steel back panel for double-sided



Note:

- Wooden top shelves must always be fixed with snapfix and screws.

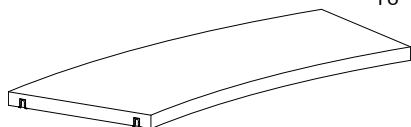
SHELVES

WT5 - ROUND WOODEN TOP SHELF - PAINTED/VENEER

Painted and veneered shelves are FSC-certified.

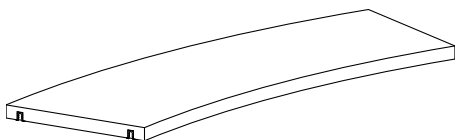
WT5 - round single-sided wooden top shelf - standard depth - inner

| Particleboard. Incl. fittings (snapfix and screws). | Degree | Shelf depth mm | Item no. | Melamine DKK | Painted DKK | Veneer DKK |
|---|--------|-------------------|-----------|-----------------|----------------|---------------|
| | 26 | 300 | BN276561. | - | 1.769 | 2.477 |
| | 18 | 300 | BN276581. | - | 1.769 | 2.477 |



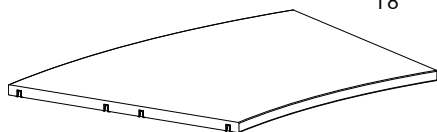
WT5 - round single-sided wooden top shelf - standard depth - outer

| Particleboard. Incl. fittings (snapfix and screws). | Degree | Shelf depth mm | Item no. | Melamine DKK | Painted DKK | Veneer DKK |
|---|--------|-------------------|-----------|-----------------|----------------|---------------|
| | 26 | 300 | BN276562. | - | 2.158 | 3.021 |
| | 18 | 300 | BN276582. | - | 2.158 | 3.021 |



WT5 - round double-sided wooden top shelf

| Particleboard. Incl. fittings (snapfix and screws). | Degree | Shelf depth mm | Item no. | Melamine DKK | Painted DKK | Veneer DKK |
|---|--------|-------------------|-----------|-----------------|----------------|---------------|
| | 26 | 300 | BN276660. | - | 3.927 | 5.497 |
| | 18 | 300 | BN276680. | - | 3.927 | 5.497 |

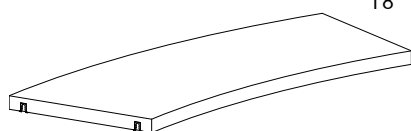


SHELVES

WT7 - ROUND WOODEN TOP SHELF - MELAMINE

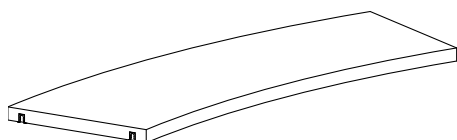
WT7 - round single-sided wooden top shelf - standard depth - inner

| Particleboard. Incl. fittings (snapfix and screws). | Degree | Shelf depth mm | Item no. | Melamine DKK | Painted DKK | Veneer DKK |
|---|--------|-------------------|-----------|-----------------|----------------|---------------|
| | 26 | 300 | BN277561. | 1.504 | - | - |
| | 18 | 300 | BN277581. | 1.504 | - | - |



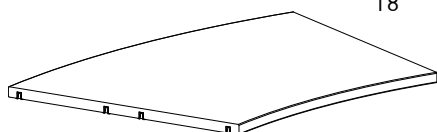
WT7 - round single-sided wooden top shelf - standard depth outer

| Particleboard. Incl. fittings (snapfix and screws). | Degree | Shelf depth mm | Item no. | Melamine DKK | Painted DKK | Veneer DKK |
|---|--------|-------------------|-----------|-----------------|----------------|---------------|
| | 26 | 300 | BN277562. | 1.834 | - | - |
| | 18 | 300 | BN277582. | 1.834 | - | - |



WT7 - round double-sided wooden top shelf

| Particleboard. Incl. fittings (snapfix and screws). | Degree | Shelf depth mm | Item no. | Melamine DKK | Painted DKK | Veneer DKK |
|---|--------|-------------------|-----------|-----------------|----------------|---------------|
| | 26 | 300 | BN277660. | 3.337 | - | - |
| | 18 | 300 | BN277680. | 3.337 | - | - |



SHELVES

WO5 - ROUND WOODEN OVERLAYING TOP PLATE

Choose between a wooden top shelf (placed in between the wooden panels) or a wooden overlaying top plate (placed on top of the panels).

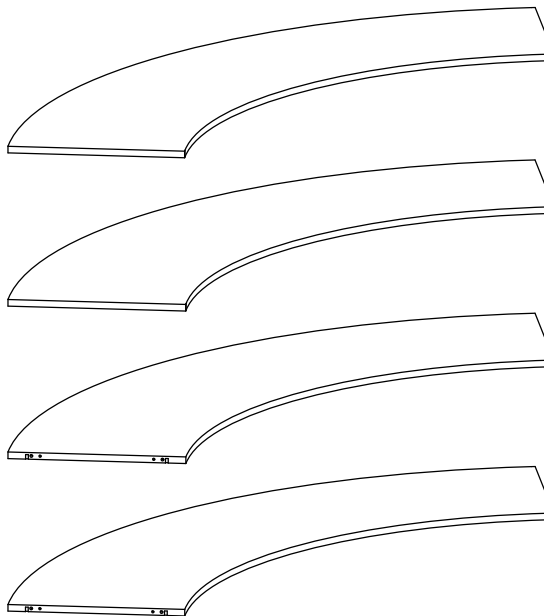
WO5 - ROUND WOODEN OVERLAYING TOP PLATE

Details:

- Melamine/painted/veneer
- Freestanding/outer/intermediate
- Max. weight 25 kg.
- Particle board

Use with:

- S5 - round steel shelves
- W5/W6/W7/W8 - round wooden shelves
- WP3/WP7 - wooden panel
- SBP5/7 - round steel back panel




SHELVES


WO5 - ROUND WOODEN OVERLAYING TOP PLATE - DOUBLE-SIDED

Painted and veneered shelves are FSC-certified.


WO5 - round double-sided wooden overlaying top plate - freestanding

| Particleboard. Incl. fittings. | Degree | Shelf depth mm | No. of bays | Item no. | Melamine DKK | Painted DKK | Veneer DKK |
|--|--------|-------------------|----------------|------------|-----------------|----------------|---------------|
|  | 26 | 300 | 1 | BN2306615. | 3.778 | 4.444 | 6.223 |
| | 26 | 300 | 2 | BN2306625. | 8.470 | 9.964 | 13.950 |
| | 26 | 300 | 3 | BN2306635. | 14.127 | 16.619 | 23.267 |
| | 18 | 300 | 1 | BN2306815. | 3.778 | 4.444 | 6.223 |
| | 18 | 300 | 2 | BN2306825. | 7.701 | 9.060 | 12.684 |
| | 18 | 300 | 3 | BN2306835. | 11.301 | 13.295 | 18.613 |


WO5 - round double-sided wooden overlaying top plate - left outer

| Particleboard. Incl. fittings. | Degree | Shelf depth mm | No. of bays | Item no. | Melamine DKK | Painted DKK | Veneer DKK |
|---|--------|-------------------|----------------|------------|-----------------|----------------|---------------|
|  | 26 | 300 | 1 | BN2306611. | 3.766 | 4.430 | 6.202 |
| | 26 | 300 | 2 | BN2306621. | 8.461 | 9.955 | 13.936 |
| | 26 | 300 | 3 | BN2306631. | 14.119 | 16.611 | 23.256 |
| | 18 | 300 | 1 | BN2306811. | 3.766 | 4.430 | 6.202 |
| | 18 | 300 | 2 | BN2306821. | 7.693 | 9.050 | 12.670 |
| | 18 | 300 | 3 | BN2306831. | 11.296 | 13.289 | 18.605 |

WO5 - round double-sided wooden overlaying top plate - intermediate

| Particleboard. Incl. fittings. | Degree | Shelf depth mm | No. of bays | Item no. | Melamine DKK | Painted DKK | Veneer DKK |
|--|--------|-------------------|----------------|------------|-----------------|----------------|---------------|
|  | 26 | 300 | 1 | BN2306613. | 3.732 | 4.390 | 6.146 |
| | 26 | 300 | 2 | BN2306623. | 8.305 | 9.770 | 13.678 |
| | 26 | 300 | 3 | BN2306633. | 14.003 | 16.473 | 23.062 |
| | 18 | 300 | 1 | BN2306813. | 3.732 | 8.882 | 12.435 |
| | 18 | 300 | 2 | BN2306823. | 7.549 | 13.178 | 18.450 |
| | 18 | 300 | 3 | BN2306833. | 11.201 | 4.430 | 6.202 |

WO5 - round double-sided wooden overlaying top plate - right outer

| Particleboard. Incl. fittings. | Degree | Shelf depth mm | No. of bays | Item no. | Melamine DKK | Painted DKK | Veneer DKK |
|--|--------|-------------------|----------------|------------|-----------------|----------------|---------------|
|  | 26 | 300 | 1 | BN2306612. | 3.766 | 4.430 | 6.202 |
| | 26 | 300 | 2 | BN2306622. | 8.461 | 9.955 | 13.936 |
| | 26 | 300 | 3 | BN2306632. | 14.119 | 16.611 | 23.256 |
| | 18 | 300 | 1 | BN2306812. | 3.766 | 4.430 | 6.202 |
| | 18 | 300 | 2 | BN2306822. | 7.693 | 9.050 | 12.670 |
| | 18 | 300 | 3 | BN2306832. | 11.296 | 13.289 | 18.605 |

CASTORS

ROUND CASTOR FRAME & CASTOR PLATE



CASTORS

ROUND CASTOR FRAME & CASTORS

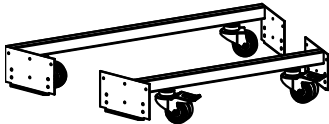
We recommend having a maximum of 3 adjoining bays mounted on castors.

Round castor frame set with visible castors

A set of 2 frames and 4 Ø75 mm castors. To be used with double-sided panels WP1, WP2, WP3, WP4 and back panels WPB1/WBP2. Max. height 1520 mm.

| Degree | x castors with brake |
|--------|----------------------|
| 26 | 0 |
| 26 | 2 |
| 18 | 0 |
| 18 | 2 |

| Item no. | Price DKK |
|----------|-----------|
| BN26060 | 2.799 |
| BN26061 | 2.925 |
| BN26080 | 2.799 |
| BN26081 | 2.925 |



Castors for visible round castor frame set

Spare part. H112 mm, Ø75 mm. Max 90 kg. per castor.

Type

Item no.

Price DKK

Without brake

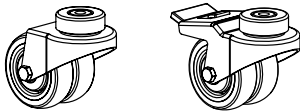
B7860100

588

With brake

B7860101

712



Round castor frame set with hidden castors and steel plinth

A set of 2 frames, 4 x Ø35 mm castors without brakes and 2 steel plinths. To be used with double-sided panels WP1, WP2, WP3, WP4 and back panels WPB1/WBP2. Max. height 1520 mm.

Degree

Item no.

Price DKK

26

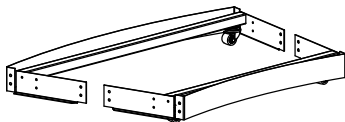
BN2616

4.282

18

BN2618

4.282



Castors for hidden round castor frame set

H50 mm, Ø35 mm. Spare part. Max. 100 kg per castor.

Type

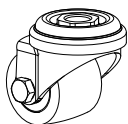
Item no.

Price DKK

Without brake

B301017

432



CASTORS

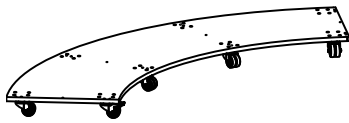
ROUND CASTOR PLATES

Painted and veneered castor plates are FSC-certified.

Double-sided round wooden castor plate

With 4/6/8 Ø75 mm castors, 2 of which are with brakes. To be used with double-sided panels WP5/WP7 for castor plate along with steel back panel SPB7/8 or steel back frame. Max. height 1520 mm.

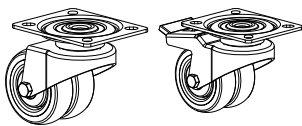
| Degree | Depth mm | No of bays | Item no. | Melamine DKK | Painted DKK | Veneer DKK |
|--------|----------|------------|-----------|--------------|-------------|------------|
| 26 | 300 | 1 | BN250661. | 5.501 | 6.472 | 9.061 |
| 26 | 300 | 2 | BN250662. | 10.778 | 12.680 | 17.752 |
| 26 | 300 | 3 | BN250663. | 15.661 | 18.424 | 25.793 |
| 18 | 300 | 1 | BN250681. | 5.043 | 5.933 | 8.306 |
| 18 | 300 | 2 | BN250682. | 9.880 | 11.624 | 16.273 |
| 18 | 300 | 3 | BN250683. | 14.355 | 16.889 | 23.645 |



Castors for round castor plate

Spare part. H102 mm, Ø75 mm. Max 100 kg. per castor.

| Type | Item no. | Price DKK |
|---------------|------------|-----------|
| Without brake | B400001025 | 326 |
| With brake | B400001125 | 397 |



PLINTHS

ROUND STEEL PLINTHS

Painted and veneered plinths are FSC-certified.

Round steel plinth

Incl. screws. H71 mm. Cannot be used with castors.



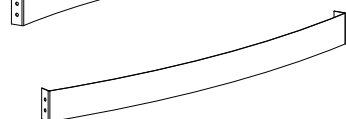
26 Inner
26 Outer

Item no.

BN22761
BN22762

Price
DKK

256
256



18 Inner
18 Outer

BN22781
BN22782


256
256

WOODEN PANELS

DOUBLE-SIDED - WITH ADJUSTABLE FEET - FOR WOODEN TOP SHELF

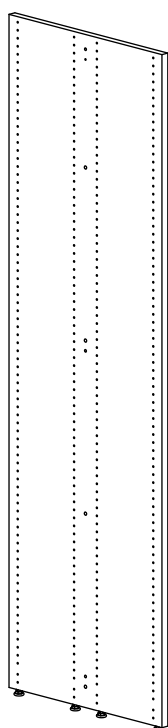
Painted and veneered panels are FSC-certified.

WP1 - double-sided outer end panel with adjustable feet - for WT5



| Height mm | Shelf depth mm | Item no. | Melamine DKK | Painted DKK | Veneer DKK |
|--------------|-------------------|------------|-----------------|----------------|---------------|
| 720 | 300 | BN0014265. | 1.194 | 1.404 | 2.057 |
| 920 | 300 | BN0014365. | 1.526 | 1.796 | 2.515 |
| 1220 | 300 | BN0014465. | 1.983 | 2.333 | 3.268 |
| 1520 | 300 | BN0014565. | 2.089 | 2.458 | 3.443 |
| 1820 | 300 | BN0014665. | 2.468 | 2.905 | 4.066 |
| 2120 | 300 | BN0014765. | 2.834 | 3.335 | 4.669 |

WP1 - double-sided intermediate panel with adjustable feet - for WT5



| Height mm | Shelf depth mm | Item no. | Melamine DKK | Painted DKK | Veneer DKK |
|--------------|-------------------|------------|-----------------|----------------|---------------|
| 720 | 300 | BN0014264. | 1.194 | 1.404 | 1.967 |
| 920 | 300 | BN0014364. | 1.526 | 1.796 | 2.515 |
| 1220 | 300 | BN0014464. | 1.983 | 2.333 | 3.268 |
| 1520 | 300 | BN0014564. | 2.089 | 2.458 | 3.443 |
| 1820 | 300 | BN0014664. | 2.468 | 2.905 | 4.066 |
| 2120 | 300 | BN0014764. | 2.834 | 3.335 | 4.669 |

WOODEN PANELS

DOUBLE-SIDED - WITH ADJUSTABLE FEET - FOR STEEL AND WOODEN TOP SHELF

Painted and veneered panels are FSC-certified.

WP2 - double-sided slat outer end panel with milled slat - with adjustable feet - for ST1/ST2/ST3 and WT1

H1520 has 2 slats, H1820 and 2120 has 3 slats.

Height
mm

Shelf depth
mm

Item no.

Melamine
DKK

Painted
DKK

Veneer
DKK

1520

300

BN0455651.

-

3.682

5.153

1820

300

BN0456651.

-

4.206

5.889

2120

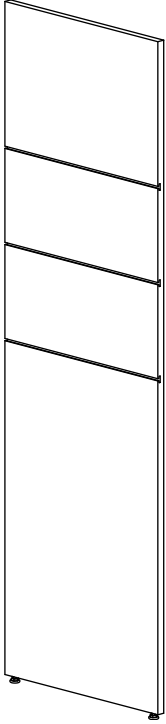
300

BN0457651.

-

4.832

6.764




WOODEN PANELS

DOUBLE-SIDED - WITH ADJUSTABLE FEET & OVERLAYING TOP PLATE

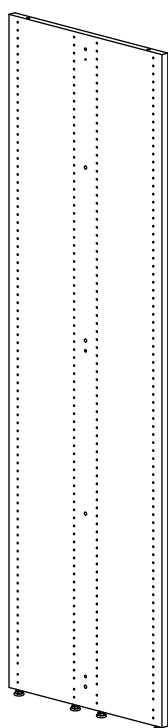
Painted and veneered panels are FSC-certified.

WP3 - double-sided outer end panel with adjustable feet - for WO5



| Height mm | Shelf depth mm | Item no. | Melamine DKK | Painted DKK | Veneer DKK |
|--------------|-------------------|------------|-----------------|----------------|---------------|
| 720 | 300 | BN0014269. | 1.194 | 1.404 | 1.967 |
| 920 | 300 | BN0014369. | 1.526 | 1.796 | 2.515 |
| 1220 | 300 | BN0014469. | 1.983 | 2.333 | 3.268 |
| 1520 | 300 | BN0014569. | 2.089 | 2.458 | 3.443 |
| 1820 | 300 | BN0014669. | 2.468 | 2.905 | 4.066 |
| 2120 | 300 | BN0014769. | 2.834 | 3.335 | 4.669 |

WP3 - double-sided intermediate panel with adjustable feet - for WO5



| Height mm | Shelf depth mm | Item no. | Melamine DKK | Painted DKK | Veneer DKK |
|--------------|-------------------|------------|-----------------|----------------|---------------|
| 720 | 300 | BN0014268. | 1.194 | 1.404 | 1.967 |
| 920 | 300 | BN0014368. | 1.526 | 1.796 | 2.515 |
| 1220 | 300 | BN0014468. | 1.983 | 2.333 | 3.268 |
| 1520 | 300 | BN0014568. | 2.089 | 2.458 | 3.443 |
| 1820 | 300 | BN0014668. | 2.468 | 2.905 | 4.066 |
| 2120 | 300 | BN0014768. | 2.834 | 3.335 | 4.669 |

WOODEN PANELS

DOUBLE-SIDED - WITH ADJUSTABLE FEET & OVERLAYING TOP PLATE

Painted and veneered panels are FSC-certified.

WP4 - double-sided slat outer end panel with milled slat and adjustable feet - for WO1

H1520 has 2 slats, H1820 and 2120 has 3 slats.

Height
mm

Shelf depth
mm

Item no.

Melamine
DKK

Painted
DKK

Veneer
DKK

1520

300

BN0455691.

-

3.682

5.153

1820

300

BN0456691.

-

4.206

5.889

2120

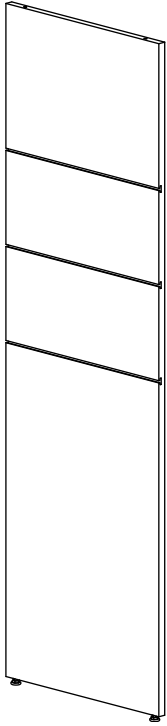
300

BN0457691.

-

4.832

6.764




WOODEN PANELS

DOUBLE-SIDED - FOR CASTOR PLATE & WOODEN TOP SHELF

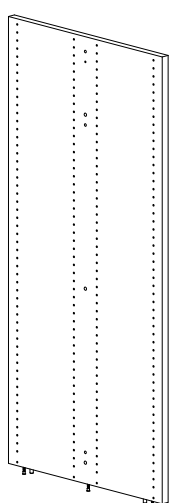
Painted and veneered panels are FSC-certified.

WP5 - double-sided outer end panel for castor plate - for WT5



| Height mm | Shelf depth mm | Item no. | Melamine DKK | Painted DKK | Veneer DKK |
|--------------|-------------------|------------|-----------------|----------------|---------------|
| 720 | 300 | BN0015265. | 1.194 | 1.404 | 1.967 |
| 920 | 300 | BN0015365. | 1.526 | 1.796 | 2.515 |
| 1220 | 300 | BN0015465. | 1.983 | 2.333 | 3.268 |
| 1520 | 300 | BN0015565. | 2.089 | 2.458 | 3.443 |

WP5 - double-sided intermediate panel for castor plate - for WT5



| Height mm | Shelf depth mm | Item no. | Melamine DKK | Painted DKK | Veneer DKK |
|--------------|-------------------|------------|-----------------|----------------|---------------|
| 720 | 300 | BN0015264. | 1.194 | 1.404 | 1.967 |
| 920 | 300 | BN0015364. | 1.526 | 1.796 | 2.515 |
| 1220 | 300 | BN0015464. | 1.983 | 2.333 | 3.268 |
| 1520 | 300 | BN0015564. | 2.089 | 2.458 | 3.443 |

WOODEN PANELS

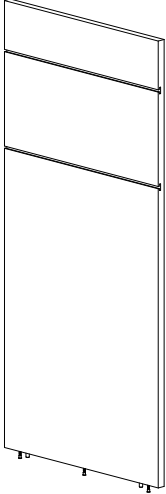
DOUBLE-SIDED - FOR CASTOR PLATE & TOP SHELF

Painted and veneered panels are FSC-certified.

WP6 - double-sided slat outer end panel with milled slats - for castor plate - for ST1/ST2/ST3 and WT1

H1520 has 2 slats.

| Height mm | Shelf depth mm | Item no. | Melamine DKK | Painted DKK | Veneer DKK |
|--------------|-------------------|------------|-----------------|----------------|---------------|
| 1520 | 300 | BN0465651. | - | 3.682 | 5.153 |




WOODEN PANELS

DOUBLE-SIDED - FOR CASTOR PLATE & OVERLAYING TOP PLATE

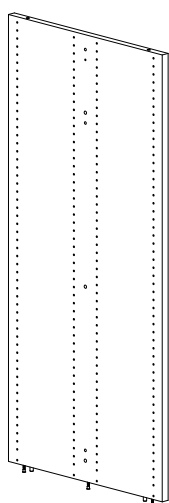
Painted and veneered panels are FSC-certified.

WP7 - double-sided outer end panel for castor plate - for WO5



| Height mm | Shelf depth mm | Item no. | Melamine DKK | Painted DKK | Veneer DKK |
|--------------|-------------------|------------|-----------------|----------------|---------------|
| 720 | 300 | BN0015269. | 1.194 | 1.404 | 1.967 |
| 920 | 300 | BN0015369. | 1.526 | 1.796 | 2.515 |
| 1220 | 300 | BN0015469. | 1.983 | 2.333 | 3.268 |
| 1520 | 300 | BN0015569. | 2.089 | 2.458 | 3.443 |

WP7 - double-sided intermediate panel for castor plate - for WO5



| Height mm | Shelf depth mm | Item no. | Melamine DKK | Painted DKK | Veneer DKK |
|--------------|-------------------|------------|-----------------|----------------|---------------|
| 720 | 300 | BN0015268. | 1.194 | 1.404 | 1.967 |
| 920 | 300 | BN0015368. | 1.526 | 1.796 | 2.515 |
| 1220 | 300 | BN0015468. | 1.983 | 2.333 | 3.268 |
| 1520 | 300 | BN0015568. | 2.089 | 2.458 | 3.443 |

WOODEN PANELS

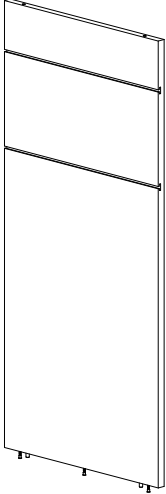
DOUBLE-SIDED - FOR CASTOR PLATE & OVERLAYING TOP PLATE

Painted and veneered panels are FSC-certified.

WP8 - double-sided slat outer end panel with milled slat - for castor plate - for WO1

H1520 has 2 slats.

| Height mm | Shelf depth mm | Item no. | Melamine DKK | Painted DKK | DKK |
|--------------|-------------------|------------|-----------------|----------------|-------|
| 1520 | 300 | BN0465691. | - | 3.682 | 5.153 |

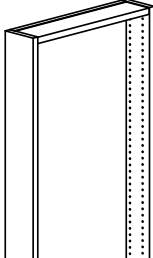


WOODEN PANELS

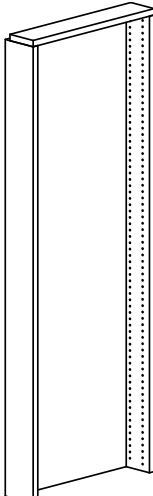
WOODEN END PANEL BAYS

Use the panel to create a display area on Lingo shelving system. The end panel bay is easily retrofitted on existing double-sided shelving systems with adjustable feet/castor frame (replace existing end panel with end panel bay). Painted and veneered panels are FSC-certified.

Wooden end panel bay - for bays with top shelf

| Fastening material included. | Height mm | Shelf depth mm | Width mm | Item no. | Melamine DKK | Painted DKK | Veneer DKK |
|---|-----------|----------------|----------|-----------|--------------|-------------|------------|
|  | 720 | 300 | 598 | BN5402B1. | 5.411 | 6.366 | 8.913 |
| | 920 | 300 | 598 | BN5403B1. | 6.493 | 7.639 | 10.696 |
| | 1220 | 300 | 598 | BN5404B1. | 7.792 | 9.168 | 12.834 |
| | 1520 | 300 | 598 | BN5405B1. | 8.962 | 10.543 | 14.760 |
| | 1820 | 300 | 598 | BN5406B1. | 10.305 | 12.124 | 16.973 |
| | 2120 | 300 | 598 | BN5407B1. | 10.821 | 12.731 | 17.823 |

Wooden end panel bay - for bays with overlaying top plate

| Fastening material included. | Height mm | Shelf depth mm | Width mm | Item no. | Melamine DKK | Painted DKK | Veneer DKK |
|---|-----------|----------------|----------|-----------|--------------|-------------|------------|
|  | 720 | 300 | 598 | BN5402B2. | 5.411 | 6.366 | 8.913 |
| | 920 | 300 | 598 | BN5403B2. | 6.493 | 7.639 | 10.696 |
| | 1220 | 300 | 598 | BN5404B2. | 7.792 | 9.168 | 12.834 |
| | 1520 | 300 | 598 | BN5405B2. | 8.962 | 10.543 | 14.760 |
| | 1820 | 300 | 598 | BN5406B2. | 10.305 | 12.124 | 16.973 |
| | 2120 | 300 | 598 | BN5407B2. | 10.821 | 12.731 | 17.823 |

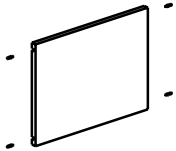
WOODEN PANELS

WOODEN END PANEL BAYS

The functions below are suited for hanging on wooden end panel bays. Painted and veneered products are FSC-certified.


Wooden sign for wooden end panel bay

| H368 mm. Incl. fittings. | Width mm | Shelf depth mm | Item no. | Melamine DKK | Painted DKK | Veneer DKK |
|--------------------------|-------------|-------------------|----------|-----------------|----------------|---------------|
| | 598 | 300 | BN541B. | 1.292 | 1.519 | 2.128 |



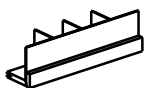
Steel display shelf for wooden end panel bay

| H280 mm. Incl. fittings. | Width mm | Shelf depth mm | Item no. | Steel DKK |
|--------------------------|-------------|-------------------|----------|--------------|
| | 598 | 300 | BN542B | 984 |



Wooden brochure rack for wooden end panel bay

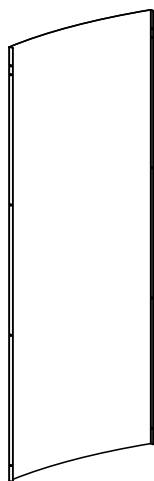
| H140 mm. Front and three adjustable dividers in acrylic glass. Incl. fittings. | Width mm | Shelf depth mm | Item no. | Melamine DKK | Painted DKK | Veneer DKK |
|--|-------------|-------------------|----------|-----------------|----------------|---------------|
| | 598 | 300 | BN543B. | 2.607 | 3.067 | 4.293 |



CONNECTION ELEMENTS


ROUND STEEL BACK PANELS - FOR ADJUSTABLE FEET

SBP5 - high steel back panel - for WT5/WT7 (standard depth)/WO5



| Degree | Height mm | Item no. | Price DKK |
|--------|-----------|----------|-----------|
| 26 | 720 | BN219264 | 1.538 |
| 26 | 920 | BN219364 | 1.965 |
| 26 | 1220 | BN219464 | 2.606 |
| 26 | 1520 | BN219564 | 3.246 |
| 26 | 1820 | BN219664 | 3.887 |
| 26 | 2120 | BN219764 | 4.527 |
| 18 | 720 | BN219284 | 1.538 |
| 18 | 920 | BN219384 | 1.965 |
| 18 | 1220 | BN219484 | 2.606 |
| 18 | 1520 | BN219584 | 3.246 |
| 18 | 1820 | BN219684 | 3.887 |
| 18 | 2120 | BN219784 | 4.527 |

SBP6 - low steel back panel - for WT5/WT7 (double-sided)

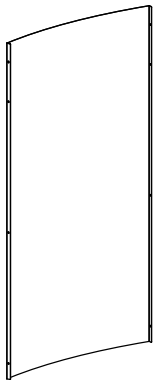


| Degree | Height mm | Item no. | Price DKK |
|--------|-----------|----------|-----------|
| 26 | 720 | BN219266 | 1.538 |
| 26 | 920 | BN219366 | 1.965 |
| 26 | 1220 | BN219466 | 2.606 |
| 26 | 1520 | BN219566 | 3.246 |
| 26 | 1820 | BN219666 | 3.887 |
| 26 | 2120 | BN219766 | 4.527 |
| 18 | 720 | BN219286 | 1.538 |
| 18 | 920 | BN219386 | 1.965 |
| 18 | 1220 | BN219486 | 2.606 |
| 18 | 1520 | BN219586 | 3.246 |
| 18 | 1820 | BN219686 | 3.887 |
| 18 | 2120 | BN219786 | 4.527 |

CONNECTION ELEMENTS

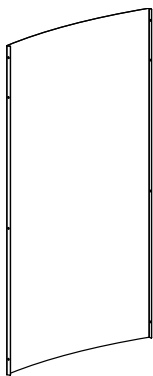
ROUND STEEL BACK PANELS - FOR CASTOR PLATE

SBP7 - high steel back panel - for WT5/WT7 (standard depth)/WO5



| Degree | Height mm | Item no. | Price DKK |
|--------|-----------|----------|-----------|
| 26 | 720 | BN220264 | 1.538 |
| 26 | 920 | BN220364 | 1.965 |
| 26 | 1220 | BN220464 | 2.606 |
| 26 | 1520 | BN220564 | 3.246 |
| 18 | 720 | BN220284 | 1.538 |
| 18 | 920 | BN220384 | 1.965 |
| 18 | 1220 | BN220484 | 2.606 |
| 18 | 1520 | BN220584 | 3.246 |

SBP8 - low steel back panel - for WT5/WT7 (double-sided)



| Degree | Height mm | Item no. | Price DKK |
|--------|-----------|----------|-----------|
| 26 | 720 | BN220266 | 1.538 |
| 26 | 920 | BN220366 | 1.965 |
| 26 | 1220 | BN220466 | 2.606 |
| 26 | 1520 | BN220566 | 3.246 |
| 18 | 720 | BN220286 | 1.538 |
| 18 | 920 | BN220386 | 1.965 |
| 18 | 1220 | BN220486 | 2.606 |
| 18 | 1520 | BN220586 | 3.246 |

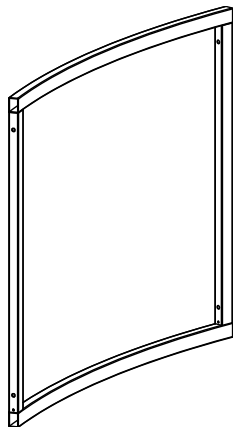
CONNECTION ELEMENTS

ROUND STEEL BACK FRAME

To ensure correct stability, double-sided shelvings H1820 mm and H2120 mm with back frame must have an additional steel back frames installed depending on number of bays. Configurations for freestanding bays include one additional back frame. Back frame for intermediate bays must be ordered separately, see overview page 11.

Round steel back frame

With fittings.



| Degree | Bay | Item no. | Price DKK |
|--------|--------------|-------------|-----------|
| 26 | Freestanding | BN21064ZZZ8 | 2.050 |
| 26 | Intermediate | BN21064ZZZ9 | 2.050 |
| 18 | Freestanding | BN21084ZZZ8 | 2.050 |
| 18 | Intermediate | BN21084ZZZ9 | 2.050 |



LOCATIONS

WE ARE LIBRARY PEOPLE®



DENMARK

Lammhults Biblioteksdesign A/S
Dalbækvej 1
6670 Holsted

bci@bci.dk
www.bci.dk

FRANCE

BC Intérieur Sarl
6 allée Kepler
77420 Champs sur Marne

bci@bcinterieur.com
www.bcinterieur.com

BELGIUM

SBNL - Schulz Benelux BVBA
Appelweg 94 C
3221 Holsbeek

info@sbnl.be
www.sbnl.be

SWEDEN

Lammhults Biblioteksdesign AB
Odlarevägen 16
226 60 Lund

eurobib@eurobib.se
www.eurobib.se

GERMANY

Schulz Speyer Bibliothekstechnik AG
Hafenstraße 2
67346 Speyer

sales@schulzspeyer.de
www.schulzspeyer.de

UNITED KINGDOM

thedesignconcept Ltd.
The Old Bakery,
10 Greenless Road
Cambuslang Belgrave Street
Glasgow G72 8JJ

info@thedesignconcept.co.uk
www.thedesignconcept.co.uk

NORWAY

BS Eurobib AS
Alf Bjerckes Vei 20
0582 Oslo

post@bseurobib.no
www.bseurobib.no